BLUE-MASTER®

by celesa

CUTTING TECHNOLOGIES

2026 PRICE LIST

GROSS PRICE 2025 +7%

Effective from 4 May 2026

CATALOGUE 2026

MORE THAN 11.000 M2 OF INDUSTRIAL SURFACE AREA
DEDICATED TO THE PRODUCTION AND STORAGE
OF CUTTING TOOLS DIVIDED INTO 2 PRODUCTION PLANTS

CUTTING TECHNOLOGIES

THE LATEST PRODUCTION TECHNOLOGY AVAILABLE FOR MORE EFFICIENT MANUFACTURING AND LOGISTIC

STORAGE AND ORDER PICKING TECHNOLOGY ADAPTED TO THE IMMEDIACY REQUESTED BY OUR CUSTOMER

LATEST ROBOTIC TECHNOLOGY

REINFORCING THE EXISTING ONE AND INCREASING THE SERVICE CAPACITY WHICH EXCEEDS 30,000 ORDER LINES PER DAY

UNINTERRUPTED

8:00-19:00h CUSTOMER SERVICE

THE BEST ATTENTION, AGILE, FAST AND PRECISE

OVER 90.000 ITEMS

IN STOCK READY FOR

IMMEDIATE DELIVERY

BLUE-MASTER® by celesa

EXPRESS SERVICE

BLUE-MASTER® by celesa

PRODUCT FAMILY INDEX





TWIST DRILLS FOR METAL	041
CUT MAGIC CUTTING FLUIDS	113
DRILL CHUCKS & ACCESORIES	117
REAMERS	133
COUNTERSINKS	147
THREADING TAPS, DIES & TOOL HOLDERS	173
THREAD GAUGES	239
METAL LATHE TOOLING	255
END MILLS	263
SOLID CARBIDE END MILLS	285
SHELL MILLING CUTTERS	313
KEY CUTTERS	319
ROTARY BURRS	335
BAND SAW BLADES	363
HACKSAW BLADES	379
JIG SAW BLADES	383
RECIPROCATING SAW BLADES	397
OSCILLATING SAW BLADES	411
WOOD WORKING DRILL BITS	431
1/4” SHANK TOOLS	445
WOOD MILLING CUTTERS	463
CONSTRUCTION DRILL BITS	469
POINTS & CHISELS	507
CUTTING SAW BLADES	515
HOLESAWS	549
ANNULAR CUTTERS	575
CONSTRUCTION COREBITS	591
CUTTING TOOLS INCHES	609
BLISTER AND POUCHES PACKAGING	615
DISPLAYS	663
THREAD RESTORATION	675
TECHNICAL INFORMATION	785

BLUE-MASTER® by celesa

INDEX

FULLY GROUND TWIST DRILLS FOR METAL

BC2			HSS	DIN 338			118°	30° "N"	OX	70 Kg/mm²	42
BC82			HSS	DIN 338			118°	30° "N"	BRIGHT	70 Kg/mm²	42
BC02			HSS-G	DIN 338			118°	30° "N"	GOLD OX	Plus	42
BC9			HSS	DIN 338			118°	30° "N"	OX	12,70	42
BC5			HSSCo 5%	DIN 338			135°	30° "N"	GOLD	120 Kg/mm²	42
BC99			HSSCo 5%	DIN 338			135°	30° "N"	GOLD	12,70	42
BC58			HSSCo 8%	DIN 338			135°	30° "N"	GOLD	120 Kg/mm²	42
BC16			HSS	DIN 338			135°	40° "W"	BRIGHT	Al	42
BC66			HSS	DIN 338			118°	15° "H"	BRIGHT	BRASS	42
BC15			HSS	DIN 338			118°	30° "N"	OX		42
BC18			HSS	DIN 338			118°	30° "N"	TiN	PERFORMANCE	42
BTX		TURBO X	HSSCo 5%	DIN 338		Ø ≥ 3	135°	38° "S"	GOLD	120 Kg/mm²	43
TTX		TURBO T	HSS	DIN 338		Ø ≥ 3	135°	38° "S"	TiAlSiN	80 Kg/mm²	43
BC51			HSSCo 5%	DIN 338			135°	30° "N"	TiAlN	HIGH PERFORMANCE	43
BC95			HSSCo 5%	DIN 338			130°	Ø ≥ 3	GOLD OX	INOX	43
BC55			HSSCo 5%	DIN 338			135°	38° "S"	BRIGHT	INOX	43
BC57			HSSCo 5%	DIN 338			135°	38° "S"	TiAlN	INOX	43
BC50			HSSCo 5%	DIN 338			118°	38° "N"	TiAlN	INOX Plus	43
BC7			CARBIDE TIPPED	DIN 338			118°	30° "N"	BRIGHT	CAST IRON	43
BC98	HARDOX 600		CARBIDE TIPPED	DIN 338			135°	30° "N"	BRIGHT	70 HrC	43
BC42			SOLID CARBIDE	DIN 338			135°	35° "N"	BRIGHT	HIGH PERFORMANCE	43
BC84 NEW BC97	BC84 DIN6537K 3xD BC97 DIN6537L 5xD		SOLID CARBIDE	DIN 6537			135°	30° "N"	TiAlN	HARDOX 450	64
BC84 BC83	3xD		SOLID CARBIDE	DIN 6537K			135°	30° "N"	TiAlN	HARDOX 450	65
BC97 BC89	5xD		SOLID CARBIDE	DIN 6537L			135°	30° "N"	TiAlN	HARDOX 450	66

FULLY GROUND TWIST DRILLS FOR METAL

BC96	7xD	SOLID CARBIDE	DIN 6537L			140°	30° "N"	TiAlN	HARDOX 450		67
BXX	12xD	SOLID CARBIDE	DIN 6537L			140°	30° "N"	TiAlN	HARDOX 450		68
NEW BXL	15xD										69
NEW BXXL	20xD										
BC30	5xD	HSS				118°	30° "N"	Ø 2,30mm			70
BC79		SOLID CARBIDE				118°	30° "N"	Ø 3,17mm	HIGH PERFORMANCE		70
BC85	70 Hrc	SOLID CARBIDE				140°	15° "H"	TiAlN	HARDOX 600		71
TK02	STEPCUT	HSS	DIN 338		Ø≥4	Ø≥2,5mm		Al	Cu-Ni-Zn		72
TK05	STEPCUT	HSSCo 5%	DIN 338		Ø≥5	Ø≥3mm	INOX		CAST IRON		73
NEW AV40BM3	STEPCUT	HSS	BRIGHT TiN	2 mm							74
NEW MTKM	STEPCUT	HSSCo 5%	BRIGHT	M	TOL 6H	1/4"					74
BCC06		SOLID CARBIDE				30° 30°	0°				75
BACH	22 Hrc	Cu-Be				118°	30° "N"		Ex		75
BTT33	3Z	HSSCo 5%	DIN 338			135°	30° "N"	TOL H8	HIGH PERFORMANCE		76
BHA	3xD	HSSCo 8%	DIN 338			135°		HARDTOP	HARDOX 400/450 600		77
BC4		HSS	DIN 340			118°	30° "N"	OX	70 Kg/mm²		78
BC47		HSSCo 5%	DIN 340			135°	30° "N"	GOLD	120 Kg/mm²		78
BC40		HSS	DIN 340			118°	30° "N"	TiN	PRODUCTION		78
BC44		HSSCo 5%	DIN 340			135°	38° "S"	BRIGHT	INOX		78
BC48		HSSCo 5%	DIN 340			135°	38° "S"	TiAlN	INOX		78
BC78		CARBIDE TIPPED	DIN 340			118°	30° "N"	BRIGHT	CAST IRON		78
BC3		HSS	DIN 1897			135°	30° "N"	OX	70 Kg/mm²		78
BC31		HSSCo 5%	DIN 1897			135°	30° "N"	GOLD	120 Kg/mm²		78
BC37		HSS	DIN 1897			135°	30° "N"	TiN	PRODUCTION		78
BC33		HSSCo 5%	DIN 1897			135°	38° "S"	BRIGHT	INOX		78
BC35		HSSCo 5%	DIN 1897			118°	38° "N"	TiAlN	INOX Plus		78

FULLY GROUND TWIST DRILLS FOR METAL

BC77	CARBIDE TIPPED	DIN 1897			118°	30° "N"	BRIGHT	CAST IRON		78
BC43	SOLID CARBIDE	DIN 1897			135°	35° "N"	BRIGHT	HIGH PERFORMANCE		78
BC17	HSS	DIN 1897			135°	30° "N"	OX	70 Kg/mm²		78
BC38	HSSCo 5%	DIN 1897			135°	30° "N"	GOLD	120 Kg/mm²		78
BC8	HSS	DIN 1869 I/II/III			118°	30° "N"	OX	70 Kg/mm²		83
BC88	HSSCo 5%	DIN 1869 I/II/III			135°	38° "S"	BRIGHT	INOX		83
BC08	HSS				135°	30° "N"				84
BC08PMD	CARBIDE TIPPED				85°	20° "N"				84

CENTRE DRILLS

BC10 BC10Co BC65 BC10l BC10MD	BC10 HSS	BC10Co HSSCo 5%	BC65 HSS+TiN	BC10l HSS Left	BC10MD Solid carbide		DIN 333A	A 60°	60º	85
NEW BCW10						HSS	DIN 333W	A 60°	60º	85
BC64 BC68	BC64 HSS		BC68 HSS+TiN			HSS TiN	DIN 333A	A 60°	60º	86
BC62 BC62MDI	BC62 HSS		BC62MDI Carbide			HSS	SOLID CARBIDE	DIN 333R	R 60°	RADIAL	BRIGHT	70 Kg/mm²	86
BC63						HSS	DIN 333B	B 60° 120°	60º 120º	BRIGHT	70 Kg/mm²	86

POINTING DRILLS FOR CNC

BC75 BC75I BC76 NEW BH75	BC75 90º	BC75I 90º	BC76 120º	NEW BH75 142º		HSSCo 5%	DIN 1412A	TOL h6	90º 120º 142º	TiAlN	Machines CNC	87
DP75						HSSCo 5%	DIN 1412A	TOL h6	90º	TiAlN	Machines CNC	87
BC92 BC93	BC92 90º		BC93 120º			SOLID CARBIDE	DIN 1412A	TOL h6	90º 120º	DIN 6535HB		88
BN75						HSSCo 5%	DIN 1412A	TOL h6	90º	120 Kg/mm²	Ti INC	INOX Ni	PVC	88
BL75						HSSCo 5%	DIN 1412A	TOL h6		90º	TiAlN	88
BP11						HSSCo 5%	DIN 1412A	TOL h6		90º	120 Kg/mm²	88

DRILLS TO REMOVE WELDING SPOTS - PNEUMATIC DRILLING MACHINES

BC70 BC71	BC70 HSSCo 8%	BC71 HSSCo 8%+TiN	BC70MD Solid carbide		HSSCo 8%	TiN	SOLID CARBIDE	TiAlN	89

DRILLS TO REMOVE WELDING SPOTS - STANDARD DRILLING MACHINES

BC60 BC69	BC60 HSSCo 5%	B69 HSSCo 5%	HSSCo 5%	TiN	89

DRILLS TO REMOVE WELDING SPOTS

EBC70		BOX SET & SPARE PARTS: Cutting set, Hole saw & pilot drill		89

DRILL MILLS

BC80	BC80 HSS	HSS			118°	BRIGHT	70 Kg/mm²	90
BC81	BC81 HSS+TiN					TiN		

SOLID CARBIDE DRILL MILL

BC91		SOLID CARBIDE	Machines CNC	90°	50 Kg/mm²	Ti INC	INOX Ni	PVC	90

FLOWDRILL FOR DRILLING METAL SHEET

FLUOB FLUOBP		Ref. FLUOB Without collar	Ref. FLUOBP With collar	91

SUBLAND TWIST DRILLS, STRAIGHT AND TAPER SHANK

BC26 BC24 BC28		HSS	DIN 8376	DIN 8374	DIN 8378	90º	180º	STRAIGHT	92
BC27 BC25 BC29		HSS	DIN 8377	DIN 8375	DIN 8379	90º	180º	TAPER	92
BC36		HSSCo 5%				90º		STRAIGHT	93
BCMD36		SOLID CARBIDE				90º	TiAlN	STRAIGHT	93
BC74 BC34	BC74 180º BC34 90º	HSSCo 5%				180º	90º	STRAIGHT	93

MORSE TAPER SHANK DRILLS

BC11		HSS		DIN 345		118°	OX	70 Kg/mm²	94
BC22		HSSCo 5%		DIN 345		135°	OX	120 Kg/mm²	94
BC32		HSSCo 5%		DIN 345		135°	OX	INOX	94
BC21		HSS		DIN 345		118°	TiN		94
BC13		CARBIDE TIPPED		DIN 345		118°	BRIGHT		94
BC73		HSSCo 8%				135°	OX	HARDOX 450	97
BC22..FT		HSSCo 5%	DIN 1412D	DIN 345		130°	TiN	HARDOX 450	97
BC12		HSS		DIN 341		118°	OX	70 Kg/mm²	98
BC56		HSSCo 5%		DIN 341		135°	OX	120 Kg/mm²	98
BC14		HSS		DIN 1870 I/II		118°	OX	70 Kg/mm²	99
BC41		HSSCo 5%		DIN 1870 I/II		135°	BRIGHT	120 Kg/mm²	99
BC87		HSS		DIN 341		170°	OX		100

TWIST DRILLS METAL SETS & DISPLAY CABINET

DIN 338	DIN 340	DIN 1897				TiN	BRIGHT	101
HSS	HSS-G	HSSCo 5%	HSSCo 8%	CARBIDE TIPPED	CV			
DIN 338	HSS	HSS-G	HSSCo 5%	OX	Plus	TiN		108

CUT MAGIC THE REFERENCE IN ENGINEERING OF CUTTING TOOLS

AC	CUT MAGIC EXTRA	FOR MACHINING ALL KIND OF MATERIALS	114
ACXT	CUT MAGIC XTHICK	EXTREMELY THICK FOR EXTREMELY HARD MATERIALS UP TO HRc 45	114
ACAL	CUT MAGIC ALUMINIUM	EXCLUSIVE FOR ALUMINIUM AND MAGNESIUM	115
ACF	CUT MAGIC FOAMY	FOAMY: MAXIMUM ADHERENCE TO THE TOOL FOR ALL KIND OF MATERIALS	115
AST5000	WATER SOLUBLE OIL	WATER SOLUBLE MINERAL OIL FOR AN OPTIMUM COOLING IN ANY TYPE OF MACHINING PROCESS	115
ACPU	CUT MAGIC PASTY	PASTY: SUITABLE FOR ANY TOOL WITH MAXIMUM ADHESION IN ALL KIND OF MATERIALS	116
ACPS	CUT MAGIC TWISTY	WATER SOLUBLE MINERAL OIL FOR AN OPTIMUM COOLING IN ANY TYPE OF MACHINING PROCESS	116
EPW0400 PW0400	ANTI WELDING PROJECTIONS SPRAY	WATER SOLUBLE MINERAL OIL FOR AN OPTIMUM COOLING IN ANY TYPE OF MACHINING PROCESS	116

INDUSTRIAL SELF-TIGHTEN CHUCKS FOR COLUMN OR CNC DRILLING MACHINES

DC1 DC3	<0,05 <0,20	HIGH PRECISION LIGHT-WEIGHT	118
DC10 DC11 NEW DC20	<0,05 <0,12	HIGH PRECISION INDUSTRIAL	119

PROFESSIONAL AUTO-LOCK DRILL CHUCKS

DC4 DC5 DC13	LOCK	<950W <1050W	PLASTIC SLEEVE METAL SLEEVE	120
DC6 DC7			INDUSTRIAL LIGHT-WEIGHT	121

DRILL CHUCK WITH FLEXIBLE EXTENSION

DC15-001
DC15-002

90º ANGLE DRILL CHUCK

MACHINE AND MANUAL MINI DRILL CHUCKS

P29

122

PROFESSIONAL DRILL STAND

STE99	43/38 mm	60 mm	510 mm		123

ACCESSORIES DRILL CHUCKS

DC DC-01	SDS Plus	1/4"		124

ACCESSORIES FOR DRILLS & DRILL CHUCKS

CR	DIN 2185	REDUCTION SLEEVES		CA	DIN 2187	INCREASE SOCKET	124
CA	DIN 2187	EXTENSION REDUCING SLEEVES		CA	DIN 2187	EXTENSION SLEEVES	124
CM	DIN 238	TAPER DRILL CHUCK ARBOR		CMEXT	B16 B18	HOLDING-PIN EXTRACTOR B16 AND B18 FOR DRILL CHUCK CONES	125
CE	DIN 317	DRILL DRIFTS		CMR	DIN 228	TAPER DRILL CHUCK THREADED ARBOR	125
CPC CPC..MD	60º	LATHE CENTER		PGC	60º	LIVE CENTER	125

TAP HOLDERS

TC10	TAP HOLDER WITH INTERCHANGEABLE HEAD		TC15 TC16	TAP HOLDER WITHOUT CLUTCH TAP HOLDERS WITH CLUTCH	126

TYPE ER PRECISION COLLET

ER8	D2: 8,5 α: 8º L1: 13,5 β: 30º	DIN 6499-B		ER11	D2: 11,5 α: 8º L1: 18 β: 30º	DIN 6499-B	128
ER16	D2: 17 α: 8º L1: 27,5 β: 30º	DIN 6499-B		ER25	D2: 26 α: 8º L1: 34 β: 30º	DIN 6499-B	128
ER32	D2: 33 α: 8º L1: 40 β: 30º	DIN 6499-B		ER40	D2: 41 α: 8º L1: 46 β: 30º	DIN 6499-B	129

SHARPENERS

AFB10	118°	Ø 3-13					130
	HSS	HSSCo	SOLID CARBIDE	TiN	CARBIDE TIPPED		
AFB1	118°	135°	Ø 2,5-19	Ø 2,5-13			131
AFB2	HSS	HSSCo	SOLID CARBIDE	TiN	CARBIDE TIPPED		131
AFB3	HSS	HSSCo	SOLID CARBIDE	118°			131
		Ø 2,5-13	TiN	CARBIDE TIPPED			

750X High Precision

500X Professional sharpening

XP Practical & Economic

HAND REAMERS

EM1	HSS	TOL H7	DIN 206B	8°		134
EMA	HSS	TOL K7	NFE 74112	0°		135
ECM	HSS		DIN 204D			135

HAND REAMERS

EMNPT	HSS	1:16	NPT					135
EM2	HSS	TOL H9	DIN 9B	2% 1:50	FOR TAPER PINS DIN 1			136

MACHINE REAMERS

EM29	HSSCo	TOL H9	DIN 2179E	2% 1:50	FOR TAPER PINS DIN 1			136
EM3	HSSCo	TOL H7	DIN 212B	8°				137
EM44 EM33	HSSCo	TOL H7	DIN 212L/XL	8°				138
EM35	SOLID CARBIDE	TOL H7	DIN 8093B	8°				138
EM10	HSSCo	TOL H7	DIN 212E	GAMMON				138
EM7 EM9	HSSCo	TOL H7	DIN 208B	10°	DIN 208C	38°	GAMMON	139
EM41	HSSCo	TOL H7	DIN 208B/L					140
EM8	HSS	TOL H7	DIN 311	FOR BOIL WORKS				140
EM42	HSSCo	TOL H7	DIN 208B/XL					140
BC45	3Z	SOLID CARBIDE	TOL H8	DIN 1897	150°	30° "N"		141
EM22 EM23	3Z	HSS	TOL 343	TOL 344	TO ENLARGE HOLES			142
EM17 EM18	HSSCo	TOL H7	TOL 219B	10°	TOL 219C	38°	GAMMON	143
EM19			TOL 217					143
EM14	5Z	HSS			10% 1:10	25°		144

HSSCo SPRUE REAMERS 45º HELIX

EM30 EM31 EM32	HSSCo	5% 1:20	8% 2:25	10% 1:10	45°	FOR MOULDS	144

EXTENSIBLE REAMERS

EM4G EM4-6C EM4-6T	HSS	WITH GUIDE: REAMERS + BLADES + SCREWS	145
EM6 EM4-6C EM4-6T	HSS	REINFORCED: REAMERS + BLADES + SCREWS	145

STEP DRILLS

AV40	HSS	BRIGHT TiN		AVC40	HSSCo	GOLD TiN	INOX	148 149
NEW AV40BMSDS	HSS	BRIGHT TiN	SDS Plus	AV42	HSS	BRIGHT TiN		149 150

STEP DRILLS

NEW	AV40BM7		HSS	TiAlN	10 mm	NEW	AV40BM3	STEPCUT	HSS	BRIGHT TiN	2 mm	150 151
	AV41		HSS	BRIGHT TiN	1/4"		AV41C		HSS	BRIGHT TiN		151
	AV45		HSS	BRIGHT TiN			AV43		HSS	BRIGHT TiN	3Z	152
	AV4		HSS				AV30 AVC30		HSS HSSCo	BRIGHT TiN	118°	153
	AG		HSS	≤ 5 mm			AV31		HSS	BRIGHT TiN		153

3 FLUTED COUNTERSINKS

	AV6		HSS	GENERAL PURPOSE	90º DIN335C		AV16		HSS TiN	GENERAL PURPOSE	90º DIN335C	154
	AV37		HSS TiAlN	GENERAL PURPOSE	90º DIN335C		AV7		HSSCo	GENERAL PURPOSE INOX	90º DIN335C	154
	AV38		HSS TiAlSiN	INOX Superplus	90º DIN335C		AV15		HSS		90º DIN335C	154

LATEST-GENERATION 3/5 FLUTED COUNTERSINKS

NEW	AV66	3Z	HSSCo		90º DIN335C	NEW	AV67	3Z	HSSCo TiAlN		90º DIN335C	155
NEW	AV99	3Z	HSSCo TiAlN	INOX Superplus	90º DIN335C	NEW	AV55	5Z	HSSCo	HARDOX 500	90º DIN335C	155
NEW	AV6MD	3Z	SOLID CARBIDE	HIGH PERFORMANCE	90º DIN335C	NEW	AV66MD	3Z	SOLID CARBIDE		90º DIN335C	155
NEW	AV55MD	5Z	SOLID CARBIDE	HARDOX 500	90º DIN335C							155

3/5 FLUTED COUNTERSINKS

	AV8	3Z	HSS	DIN 334C	60°		AV9	3Z	HSS		75°	156
	AV10	3Z	HSS		120°		AV12	5Z	HSS	DIN 334A	60°	156
	AV11	5Z	HSS	DIN 335A	90°		AV13	5Z	HSS	DIN 347A	120°	156

DEBURRING COUNTERSINKS

	AV1		HSS		90°		AV1T		HSS TiN		90°	157
	AV2		HSSCo		90°		AV2T		HSSCo TiN		90°	157
	AV1-60		HSS		60°		FC		SOLID CARBIDE	TiAlN	90°	157

3 AND MULTI FLUTES COUNTERSINKS

	AV17	3Z	HSS	DIN 335D	90°		AV17MD	3Z	SOLID CARBIDE	DIN 335D	90°	158
	AV23		HSS	DIN 335B	60°		AV18		HSS	DIN 335B	90°	158
	AV24		HSS	DIN 347B	120°							158

SINGLE FLUTE COUNTERSINKS

AV27		1Z	HSS	STRAIGHT	90°	AV29		1Z	HSS	STRAIGHT	60°	159
AV34		1Z	HSS	TAPER	90°	AV28		1Z	HSS	TAPER	60°	159

EXTERNAL COUNTERSINKS

AVX		3Z	HSS		90°	AVX-60		3Z	HSS		60°	160
AVEXT			HSS	1/4"	60°	NEW AVMDEXT			SOLID CARBIDE		60°	INOX	160

HSS COUNTERBORES FOR ALLEN SCREWS

AV2M AV2MM AV2GM		HSS DIN 373	STRAIGHT	AV3		HSS	DIN 1866	161
AV5M AV5MM AV5GM		HSS DIN 375	TAPER					162

COUNTERSINKS WITH INTERCHANGEABLES ELEMENTS FOR ALLEN AND TAPER CAP SCREWS

	GUIDE	COUNTERBORES	INDEXABLE INSERT	COUNTERSINKS	DRILL	ADAPTATER	INSERT	
SERIE A/B/C	HSS	SOLID CARBIDE	CARBIDE TIPPED	HSS 90°	HSS		SOLID CARBIDE	163

COUNTERSINKS IN BOXES

167

PRECISION DEBURRING TOOLS BLISTER PACKAGING

170

B	JRB1	C	JRB2	D	JRB3	E	JRB4	F

HAND TAPS AND DIES

MO C5			HSS	M/MF 174	UNC 176	UNF 176	BSP GAS 177				
				UNF 3B 177	BSW 178	BSF 178	NPTF 179				
				NPT 179	PG 180	NPSF 180	NPS M 180				
				BSPT 181	BA 181	UNx8 182	UNEF 182				
MOMD			1100 N/mm²	HSSCo 5%	OX	M		183			
MOC			1400 N/mm²	HSS PM	TiAlSiN	M		183			

HAND TAPS AND DIES

M0AL			Al	HSS	BRIGHT	Al		183
M0T C5T			INOX	HSS	TiN			184
M0X C5X			INOX	HSSCo	OX			184
C5HM C5HG C5HNC C5HW C5HNF			HSS	M	UNC	UNF	BSP (GAS) BSW	185
M0I C5I				M	UNC	UNF	BSP (GAS) BSW	186
M03I M03			M MF	HSS	M03I	HSS	M03I	187

ACCESSORIES

GAM		M	GAMW				188
CGC5		M3-M12	AL		DIN 377	DIN 10	188
GAPRO		150 kg/mm2	GA				189
VA		DIN 225 5	VA		DIN 225	3	189
TC			TL				190

TOOL HOLDERS AND THREADING DIES METHACRYLATE DISPLAY 190

HAND TAPS SETS 191

BROKEN TAPS EXTRACTORS 203

MACHINE TAPS

M1D M1R		HSSCo 5% DIN 371 374 376	C FORM	M/MF 204	UNC 208	UNF 209	BSP GAS 210		
				BSF 210	BSW 211	UNJC 212	UNJF 212		
M2D M2R M2DX			B FORM	M/MF 204	UNC 208	UNF 209	BSP GAS 210		
				INOX 210	BSW 211				
M3D M3R			15°	M/MF 204	BSP GAS 210	BSW 211			
M4D M4R M4DX			35°	M/MF 204	UNC 208	UNF 209	BSP GAS 210		
				INOX 210	BSW 211	BSW 211			
M1D		HSSCo 5%	C FORM	BSPP 213	NPS M 213	NPSF 214	MF 214		
				PG 214					

MACHINE TAPS

M1D		HSSCo 5%	B FORM		BSPT	213	NPT	213	NPTF	214	
M1D		HSSCo 5%			C FORM		UNx8				215
M2D M4D		HSSCo 5%	DIN 374	TOL 2B	B FORM	35°	UNEF				215
M1RI M1DI		HSSCo 5%			C FORM		M MF				215

MACHINE TAPS ISO 529

M1RISO M1DISO		HSSCo 5%	ISO 529	TOL 6H	C FORM		M MF				216
M2RISO M2DISO		HSSCo 5%	ISO 529	TOL 6H	B FORM		M MF				216
M4RISO M4DISO		HSSCo 5%	ISO 529	TOL 6H	35°		M MF				216
M5RISO M5DISO		HSSCo 5%	ISO 529	TOL 6H	INTERRUPTED THREAD	Al	M MF				216

MACHINE TAPS DIN 352

M03		HSS	DIN 352	TOL 6H			M MF				217
M02AT		HSS	DIN 352	TOL 6H	COMPLETE PROFILE		M MF				217
M03X		HSS	DIN 352	TOL 6H	INOX		M MF				217
M02DIN		HSS	DIN 352	TOL 6H	B FORM		M MF				217
M04DIN		HSS	DIN 352	TOL 6H	35°		M MF				217

MACHINE TAPS FOR SPECIAL APPLICATIONS

M2DP/RP M4DP/RP		Plus	HSS PM	BRIGHT	DIN 376/371	TOL 6H	B FORM	35°	Vc 14 m/min		218
M2DT/RT M4DT/RT		Plus	HSSCo 5%	TiN	DIN 376/371	TOL 6H	B FORM	35°	Vc 16 m/min		218
M2DHL/RHL M4DHL/RHL		Plus	HSS PM	HARD LUBE	DIN 376/371	TOL 6H	B FORM	35°	Vc 17 m/min		218
M2RSP/DSP M4RSP/DSP		Super Plus	HSS V3	ALTiN	DIN 376/371	TOL 6H	B FORM	41°	Vc 20 m/min		218
C5P		Plus	HSS	BRIGHT	DIN 22568	TOL 6g					218
M2DX/RX M4DX/RX		INOX	HSS PM	OX	DIN 376/371	TOL 6H	B FORM	35°	Vc 6 m/min		219
M2DXT/RXT M4DXT/RXT		INOX	HSSCo 5%	TiN	DIN 376/371	TOL 6H	B FORM	35°	Vc 10 m/min		219
M2DXHL/RXHL M4DXHL/RXHL		INOX	HSS PM	HARD LUBE	DIN 376/371	TOL 6H	B FORM	35°	Vc 12 m/min		219

MACHINE TAPS FOR SPECIAL APPLICATIONS

M2RDU/DDU M4RDU/DDU		M	HSS V3	TiCN	DIN 376/371	TOL 6H	B FORM	41°	Vc 15 m/min		220
M2RNI/DNI M3RNI/DNI		M	HSS PM	BRIGHT	DIN 376/371	TOL 6H	B FORM	15°	Vc 6 m/min		220
M2RTIT/DTIT M3RTIT/DTIT		M	HSS PM	OX	DIN 376/371	TOL 6H	B FORM	15°	Vc 6 m/min		220
M2RSS/DSS M4RSS/DSS		Al	HSSCo 5%	OX	DIN 376/371	TOL 6H	B FORM	35°	Vc 13 m/min		221
M2DMD/RMD M4DMD/RMD		1200 N/mm²	HSS V3	OX	DIN 376/371	TOL 6H	B FORM	35°	Vc 7 m/min		222
M2DMDTX/RMDTX M4DMDTX/RMDTX		1200 N/mm²	HSS V3	TINALOX	DIN 376/371	TOL 6H	B FORM	35°	Vc 9 m/min		222
M2DC/RC M3DC/RC		1400 N/mm²	HSSE	TiAlN	DIN 376/371	TOL 6H	B FORM	15°	Vc 5 m/min		223
M2HDC/HRC M4HDC/HRC		1400 N/mm²	HSS PM	TINALOX	DIN 376/371	TOL 6H	B FORM	35°	Vc 5 m/min		223
M1RCM		1400 N/mm²	HSS PM	TiCN	DIN 376/371	TOL 6H	C FORM				223
M1RHMC		1400 N/mm²	SOLID CARBIDE	TiCN	DIN 376/371	TOL 6H	C FORM		48-62 HRc		223
M2DD/RD M4DD/RD		ALL ROAD	HSSCo 5%	TiN	DIN 376/371	TOL 6H	B FORM	35°	Vc 13 m/min		224
M5D/R M6D/R		Al	HSSCo 5%	BRIGHT	DIN 376/371	TOL 6H	INTERRUPTED THREAD	2 FLUTES	Vc 18 m/min		225
M1DFM M1RFM		CAST IRON	HSSCo 5%	OX	DIN 376/371	TOL 6H	C FORM		Vc 11 m/min		225
MHM1D MHM1R		CAST IRON	SOLID CARBIDE	BRIGHT	DIN 376/371	TOL 6H	C FORM		Vc 21 m/min		225
M1DL M1RL		BRASS	HSSCo 5%	BRIGHT	DIN 376/371	TOL 6H	C FORM		Vc 16 m/min		225
M1DLCRN M1RLCRN		BRASS	HSSCo 5%	CrN	DIN 376/371	TOL 6H	C FORM		Vc 19 m/min		225
M07D/M07R M07DT/M07RT		FORMING	HSSCo 5%	OX TiN	DIN 376/371	TOL 6HX		800 N/mm²	Al CAST IRON		226
M07DCR/RCR M07DCCR/RCCR		FORMING	HSSCo 5%	OX TiCN	DIN 376/371	TOL 6HX		800 N/mm²	Al CAST IRON		226
M09DCCR/RCCR M07DTX/RTX		FORMING	HSSCo 5%	TiN TiCN	DIN 376/371	TOL 6HX		1.400 N/mm²	INOX		226

MACHINE TAPS WITH SPECIAL TOLERANCE AND OVERSIZE

M2D/M2R M4D/M4R		HSSCo 5%	DIN 376/371	TOL 4H	TOL 6G	TOL 7G	TOL 6H(+0,1)	TOL 6H(+0,2)	B FORM	35°	227

EXTRA-LONG MACHINE TAPS

M2L-D M4L-D		HSSCo 5%	BRIGHT	M	DIN 376/371	TOL 6H	B FORM	35°			228

EXTRA-LONG NUTS MACHINE TAPS

MTU		HSSCo 5%	BRIGHT	M	DIN 357	TOL 6H	A FORM	229

MACHINE TAPS FOR TRAPEZOIDAL THREADS

MRTM		HSS	BRIGHT		DIN 103	TOL 7H		229

HSSCO DRILL TAPS

M8M		HSSCo 5%	BRIGHT	M	DIN 376/371	TOL 6H		230

STEP CUT DRILL-TAP WITH COUNTERSINK

NEW MTKM	STEPCUT	HSSCo 5%	BRIGHT	M		TOL 6H	1/4"	230

INDEXABLE THREAD TURNING INSERT

PRE / PPRE / PEXT		FULL PROFILE/ V PROFILE FOR EXTERNAL THREADING	231
PRI / PPRI / PINT		FULL PROFILE/ V PROFILE FOR INTERNAL THREADING	232

MACHINE TAPS IN METAL BOXES & DISPLAYS

233

THREAD GAUGES

CTP CTNP		M MF	BSP (GAS)	UNC	UNF	PLAIN	GO / NO GO GO NO GO		240
AP ANP		M MF	BSP (GAS)	UNC	UNF		GO	NO GO	246

METAL LATHE TOOLING

CT			HSSCo 10%	DIN 4964	TOL h14	256
CT...MD			P-20 K-10	258

SHORT & LONG SERIES END MILLS

FF01			2Z	HSS	DIN 327	30°	WELDON	BRIGHT		34 HRc	INOX Al	264
FF02 FF60 FT02			2Z	HSSCo 8%	DIN 327	30°	WELDON	BRIGHT TiAlN TiAlSiN		34 HRc	INOX Al	264
FF92			2Z	HSSCo 8%	DIN 327	30°	WELDON	BRIGHT		34 HRc	INOX Al	264
FP05 FT12		Premium Quality	2Z	ASP 60	DIN 327	30°	WELDON	BRIGHT TiAlSiN		34 HRc	INOX Al	264
FP08 FT01		Premium Quality	2Z	ASP 60	DIN 327	30°	WELDON	BRIGHT TiAlSiN		34 HRc	INOX Al	264
FFAL			2Z	HSSCo 8%	DIN 844	45° W	WELDON	BRIGHT			Al	264
FF06 FF67 FT06			2Z	HSSCo 8%	DIN 327/L	30°	WELDON	BRIGHT TiAlN TiAlSiN		34 HRc	INOX Al	265
FF15 FP21		Premium Quality	2Z	HSSCo 8% ASP 60	DIN 327/L	30°	WELDON	BRIGHT		34 HRc	INOX Al	265

SHORT & LONG SERIES END MILLS

FFLAL			2Z	HSSCo 8%	DIN 844/L	45° W	WELDON	BRIGHT			Al	265
FF63 FF75 FT63			2Z	HSSCo 8%	DIN 844	30° N	WELDON	BRIGHT TiAlN TiAlSiN		34 HRc	INOX Al	266
FF73 FF76 FT73			3Z	HSSCo 8%	DIN 844	30° N	WELDON	BRIGHT TiAlN TiAlSiN	NR	34 HRc	INOX Al	266
FP06 FT03		Premium Quality	3Z	ASP 60	DIN 327	30° N	WELDON	BRIGHT TiAlSiN		34 HRc	INOX Al	266
FF83 FF86 FT83			3Z	HSSCo 8%	DIN 844/L	30° N	WELDON	BRIGHT TiAlN TiAlSiN		34 HRc	INOX Al	267
FF18 FF20 FT18			4-6Z	HSSCo 8%	DIN 844	30° N	WELDON	BRIGHT TiAlN TiAlSiN		34 HRc	INOX Al	268
FP07 FT09		Premium Quality	4-6Z	ASP 60	DIN 844	30° N	WELDON	BRIGHT TiAlSiN		34 HRc	INOX Al	268
FF21 FF23 FT21			4-6Z	HSSCo 8%	DIN 844/L	30° N	WELDON	BRIGHT TiAlN TiAlSiN		34 HRc	INOX Al	270
FP20		Premium Quality	4-6Z	ASP 60	DIN 844/L	30° N	WELDON	BRIGHT		34 HRc	INOX Al	270
FF25 FF27 FT25			4-6Z	HSSCo 8%	DIN 844	30° N	WELDON	BRIGHT TiAlN TiAlSiN		NR	INOX Al	269
FF29 FF31 FT29			4-6Z	HSSCo 8%	DIN 844/L	30° N	WELDON	BRIGHT TiAlN TiAlSiN		NR	INOX Al	269
FF03*			4-6Z	HSS	DIN 844	30° N	WELDON	BRIGHT		34 HRc	INOX Al	270
FF04* FF54* FT04*			4-6Z	HSSCo 8%	DIN 844	30° N	WELDON	BRIGHT TiAlN TiAlSiN		34 HRc	INOX Al	270
FF07* FF57* FT07*			4-6Z	HSSCo 8%	DIN 844/L	30° N	WELDON	BRIGHT TiAlN TiAlSiN		34 HRc	INOX Al	270
FP10 FT10		Premium Quality	3-5Z	ASP 60	DIN 844	30° N	WELDON	BRIGHT TiAlSiN	NF	34 HRc	INOX Al	271
FP11 FT11		Premium Quality	3-5Z	ASP 60	DIN 844	30° N	WELDON	BRIGHT TiAlSiN	NR	34 HRc	INOX Al	271
FP15 FT15		Premium Quality	3-5Z	ASP 60	DIN 844/L	30° N	WELDON	BRIGHT TiAlSiN	NF	34 HRc	INOX Al	271
FP13 FT13		Premium Quality	3-5Z	ASP 60	DIN 844/L	30° N	WELDON	BRIGHT TiAlSiN	NR	34 HRc	INOX Al	271
FF51 FF53			3Z	HSSCo 8%		30° N	WELDON	BRIGHT		34 HRc	INOX Al	272

* No center cutting end mills

SOLID CARBIDE ROUTERS FOR COMPOSITE AND FIBER GLASS MATERIALS, PHENOLIC BOARDS, ETC

RFC RFCTL RF RFTL NEW RFF RFFTL		SOLID CARBIDE	BRIGHT	TiAlN		PHENOLIC	273
NEW FC11 FC12 FC13 FC14		SOLID CARBIDE	BRIGHT			PHENOLIC	273

SINGLE FLUTE END MILLS

FF13 FF14 FF14-E FF50 FF14 Especiales		1Z	HSSCo	BRIGHT TiN			Al	PVC	274
FMGA13 FMGA13E FMGA13HI FMGA13CO FMGA13R		1Z	SOLID CARBIDE	A	B	C R	Al	PVC	276

WOODRUF KEYSEAT CUTTERS AND DOVETAIL MILLING CUTTERS

FF17 FF17C		"T" SLOT CUTTERS	HSSCo	DIN 851A	STRAIGHT	DIN 851B	TAPER	BRIGHT TiAlN	277
FF16		WOODRUFF	HSSCo	DIN 850B	STRAIGHT			BRIGHT TiAlN	277
FF1/4R		4Z	HSSCo 8%	DIN 6518N	WELDON	R			277
FF98 FF99		α	HSSCo	DIN 1833A	STRAIGHT	45º 60º		BRIGHT	278
FF97 FF95		α	HSSCo	DIN 1833B	STRAIGHT	45º 60º		BRIGHT	278

TAPER SHANK END MILLS SHORT AND LONG SERIES (NO CENTER CUTTING)

FF09 FF35 FF39		4-8Z	HSSCo 8%	DIN 845B	30° N	TAPER	BRIGHT TiN TiAlN			INOX Al	279
FF10 FF46 FF48		4-8Z	HSSCo 8%	DIN 845B	30° N	TAPER	BRIGHT TiN TiAlN	NR		INOX Al	279
FF55		2Z	HSSCo 8%	DIN 326	30° N	TAPER	BRIGHT			INOX Al	279
FF11 FF61 FF71		4-8Z	HSSCo 8%	DIN 845B/L	30° N	TAPER	BRIGHT TiN TiAlN			INOX Al	280
FF12 FF33 FF43		4-8Z	HSSCo 8%	DIN 845B/L	30° N	TAPER	BRIGHT TiN TiAlN	NR		INOX Al	280

END MILLS IN METAL BOXES AND DISPLAYS 281

SOLID CARBIDE SHORT, LONG AND EXTRA-LONG SERIES FOR GENERAL PURPOSE

FMD2 FMD2TL		2Z	SOLID CARBIDE	30° N	STRAIGHT	BRIGHT TiAlN		44 HRc	INOX TI	Al	286
FMD63 FMD63TL		3Z	SOLID CARBIDE	30° N	STRAIGHT	BRIGHT TiAlN		44 HRc	INOX TI	Al	286
FMD48 FMD48TL		4Z	SOLID CARBIDE	30° N	STRAIGHT	BRIGHT TiAlN		44 HRc	INOX TI	Al	287
FMD54 FMD54TL		2Z	SOLID CARBIDE	30° N	STRAIGHT	BRIGHT TiAlN		44 HRc	INOX TI	Al	288
NEW FMD73 FMD73TL		3Z	SOLID CARBIDE	30° N	STRAIGHT	BRIGHT TiAlN		44 HRc	INOX TI	Al	288
FMD58 FMD58TL		4Z	SOLID CARBIDE	30° N	STRAIGHT	BRIGHT TiAlN		44 HRc	INOX TI	Al	288
FMD53 FMD53TL		2Z	SOLID CARBIDE	30° N	STRAIGHT	BRIGHT TiAlN		44 HRc	INOX TI	Al	289
FMD56 FMD56TL		4Z	SOLID CARBIDE	30° N	STRAIGHT	BRIGHT TiAlN		44 HRc	INOX TI	Al	289
FMD92 FMD92TL		2Z	SOLID CARBIDE	30° N	STRAIGHT	BRIGHT TiAlN		44 HRc	INOX TI	Al	290
FMD51 FMD51TL		4Z	SOLID CARBIDE	30° N	STRAIGHT	BRIGHT TiAlN		44 HRc	INOX TI	Al	290
FMD57 FMD57TL		2Z	SOLID CARBIDE	30° N	STRAIGHT	BRIGHT TiAlN		44 HRc	INOX TI	Al	290
FMD55 FMD55TL		2Z	SOLID CARBIDE	30° N	STRAIGHT	BRIGHT TiAlN		44 HRc	INOX TI	Al	291

HIGH PERFORMANCE SOLID CARBIDE END MILLS

FMT42 FMT92		Premium Quality	2Z	SOLID CARBIDE	30° N	STRAIGHT	TiAlSiN		44 HRc	INOX TI	NI	292
FMT63		Premium Quality	3Z	SOLID CARBIDE	30° N	STRAIGHT	TiAlSiN		44 HRc	INOX TI	NI	292
FMT48		Premium Quality	4Z	SOLID CARBIDE	30° N	STRAIGHT	TiAlSiN		44 HRc	INOX TI	NI	292
FMT81		Premium Quality	4Z	SOLID CARBIDE	35° 38°	STRAIGHT	TiAlSiN		44 HRc	INOX TI	NI	292

SOLID CARBIDE TORUS MILLING CUTTER

NEW FMG10R		2Z	SOLID CARBIDE	Micro Grain	30°	STRAIGHT	TiAlN	R	44 HRc		GENERAL PURPOSE	293
NEW FMG54R		4Z	SOLID CARBIDE	Micro Grain	30°	STRAIGHT	TiAlN	R	44 HRc		GENERAL PURPOSE	293

SOLID CARBIDE MICRO END MILLS

NEW FMD22 FMD35		2Z	SOLID CARBIDE	Micro Grain	30° N	STRAIGHT	WITHOUT NECK		44 HRc		GENERAL PURPOSE	294
NEW FMD22 FMD35		2Z	SOLID CARBIDE	Micro Grain	30° N	STRAIGHT	WITH NECK		44 HRc		GENERAL PURPOSE	294
NEW FMD22 FMD35		2Z	SOLID CARBIDE	Micro Grain	30°	STRAIGHT	WITH NECK		44 HRc		GENERAL PURPOSE	295
NEW FMD44		4Z	SOLID CARBIDE	Micro Grain	30°	STRAIGHT	WITH NECK		44 HRc		GENERAL PURPOSE	295

SOLID CARBIDE END MILLS FINE, MEDIUM AND COARSE ROUGHING

FMD3 / NEW FMD43		NM	SOLID CARBIDE	45°	STRAIGHT			56 HRc			296
FMD1		NF	SOLID CARBIDE	30°	STRAIGHT			56 HRc			296
FMD6		NR	SOLID CARBIDE	30°	STRAIGHT			56 HRc			296

SOLID CARBIDE END MILLS FOR STAINLESS STEEL

FMG10		INOX	SOLID CARBIDE	Micro Grain	2Z	30°	STRAIGHT	TiAlN	55 HRc	Ti		297
FMD67		INOX	SOLID CARBIDE	Micro Grain	3Z	35° 38°	STRAIGHT	TiAlSiN	55 HRc	Ti		297
FMG12		INOX AISI 316L	SOLID CARBIDE	Micro Grain	4Z	35° 38°	STRAIGHT	TiAlSiN	55 HRc	Ti	INC	298
FMG83		INOX AISI 316L	SOLID CARBIDE	Micro Grain	4Z	43° 45°	X-45° STRAIGHT	TiAlSiN		Ti	INC	298

MULTIPURPOSE END MILLS

NEW FMG80		MULTI PURPOSE	SOLID CARBIDE	Micro Grain	4Z	43° 45°	STRAIGHT	TiAlN	56 HRc			299

BALL NOSE END MILL FOR MOULD MAKING

NEW FMG86		MOULD MAKING	SOLID CARBIDE	Micro Grain	4Z	38°	STRAIGHT	TiAlSiN	65 HRc	INOX	Ti	299

SOLID CARBIDE END MILLS FOR STAINLESS STEEL

FMG14		INOX	SOLID CARBIDE	Micro Grain	6Z	45°	STRAIGHT	TiAlN	65 HRc	Ti	INC	300
FMG25		INOX	SOLID CARBIDE	Micro Grain	6Z	45°	STRAIGHT	TiAlN	65 HRc	Ti	INC	300

PLUS SERIES END MILLS SHORT AND LONG SERIES

FMD59		Al	SOLID CARBIDE	Micro Grain	2Z	45° N	STRAIGHT		Cu	PVC		301
FMD33		Al	SOLID CARBIDE	Micro Grain	3Z	45° N	STRAIGHT		Cu	PVC		301
NEW FMD69		Al	SOLID CARBIDE	Micro Grain	2Z	45° N	STRAIGHT		Cu	PVC		302
NEW FMD23		Al	SOLID CARBIDE	Micro Grain	3Z	45° N	STRAIGHT		Cu	PVC		302
NEW FMD93		Al	SOLID CARBIDE	Micro Grain	2Z	40° N	STRAIGHT		Cu	PVC		303
NEW FMD94		Al	SOLID CARBIDE	Micro Grain	2Z	40° N	STRAIGHT		Cu	PVC		303

SOLID CARBIDE END MILLS FINE FOR STAINLESS STEEL

FMG13			INOX	SOLID CARBIDE	Micro Grain	3-4Z	50°	WELDON		45 HRc	Ti	INC	304
FMG15 / FMG16		NF	INOX	SOLID CARBIDE	Micro Grain	3-5Z	30°	WELDON		45 HRc	Ti	INC	305
FMG17 / FMG18 / FMG19		NF	INOX	SOLID CARBIDE	Micro Grain	3-6Z	45°	WELDON		45 HRc	Ti	INC	306 307

70 HRC STUB CUT END MILLS

FMG01 FMG04		70 HRc	SOLID CARBIDE	Micro Grain	30°	30°	STRAIGHT	BLUE		2Z 4Z	308
FMG02		70 HRc	SOLID CARBIDE	Micro Grain	30°		STRAIGHT	BLUE		2Z	309
FMG06 FMG07		70 HRc	SOLID CARBIDE	Micro Grain	45°		STRAIGHT	BLUE		6Z	310
FMG09 FMG08		70 HRc	SOLID CARBIDE	Micro Grain	30°	30°	STRAIGHT	BLUE		2Z	311

SPECIAL END MILLS FOR ALUCOBOND

FFALUC FFALUC...MDI		CARBIDE TIPPED	SOLID CARBIDE		ALUCOBOND	312

SIDE AND FACE MILLING CUTTERS

FF56		HSSCo	DIN 885A	3Z	CROSS TEETH	314
FF59		HSSCo	DIN 885B	3Z	STRAIGHT TEETH	315

GEAR MILLING CUTTERS

99RFM			HSS		GEAR MILLING CUTTERS	316

MULTI-FLUTE SHELL END MILLS AND PLAIN MILLING CUTTERS WITH SHANK

FF87		HSSCo	DIN 1880	30°		FINISHING	316
FF88		HSSCo	DIN 1880	30°	NR	ROUGHING	316
FF89		HSSCo	DIN 884	30°		PLAIN	317
FMF87		HSSCo 8%		30°		FINISHING	317
FMF88		HSSCo 8%		30°	NR	ROUGHING	317

DOUBLE AND SINGLE ANGLE MILLING CUTTERS

FF77 FF78/79		HSSCo	DIN 847	45°	60°	90°	FF91/90		HSSCo	DIN 842	50°	60°	318

LOCKSMITHING TOOLS. THE WIDEST RANGE OF TOOLS FOR LOCKSMITHS

321
322

CYLINDRICAL SOLID CARBIDE ROTARY BURR WITH DRILL TIP AND SERRATED FLUTES

NEW RCC		SOLID CARBIDE	66 HRc	INOX		Cu-Ni-La		PHENOLIC		322

CUTTERS FOR JMA KEY DUPLICATING MACHINES

FLLFP4 FLLFP19 FLLFP22W		DOUBLE ANGLE CUTTERS		SIDE MILLING CUTTERS		MILLING SLOT CUTTERS	324
FLLF3		LASER CUTTERS	FLLF1		UNIVERSAL DIMPLE CUTTERS FOR JMA AND SILCA DUPLICATING MACHINES	325	
FLLP1		TRACER POINTS	FLLP3		TRACER POINTS	326	

CUTTERS FOR SILCA KEY DUPLICATING MACHINES

SLLP01 SLLSG2 SLLSG7W		DOUBLE ANGLE CUTTERS		SIDE MILLING CUTTERS		MILLING SLOT CUTTERS	327
SLLF1W				MATRIX		DIMPLE CUTTERS	329
SLLF3				MATRIX		LASER CUTTERS	330
SLLW133				QUATTROCODE TRIAX-E		LASER CUTTERS	330
SLLW103				QUATTROCODE TRIAX-E		DIMPLE CUTTERS	331
SLLW103Z1				QUATTROCODE TRIAX-E		DIMPLE CUTTERS	332
SLLH103						DIMPLE CUTTERS	332
SLLH101						LASER CUTTERS	333
SLLT1 SLLT3						TRACER POINTS	334

HSS ROTARY BURRS

HSS	SHORT SERIES: 6 x 40 mm. SHANK LONG SERIES: 6 x 100 mm. SHANK	336

HSS ENGRAVING ROTARY BURRS

HSS	3 / 6 mm SHANKS	338

SOLID CARBIDE ROTARY BURRS SHORT & LONG SERIES

A TYPE		SOLID CARBIDE	340	A/E TYPE		SOLID CARBIDE	341
C TYPE		SOLID CARBIDE	342	D TYPE		SOLID CARBIDE	343
E TYPE		SOLID CARBIDE	344	F TYPE		SOLID CARBIDE	345
G TYPE		SOLID CARBIDE	346	H TYPE		SOLID CARBIDE	347
J TYPE		K TYPE	SOLID CARBIDE	348	L TYPE		SOLID CARBIDE	349
M TYPE		N TYPE 	SOLID CARBIDE	350 351	RIM SHAPE		RADIAL TYPE	SOLID CARBIDE	352

SOLID CARBIDE ROTARY BURRS SETS AND DISPLAYS

SOLID CARBIDE	INOX	Ti	NI	CAST IRON			353

BOLT REMOVER

		6 mm SHANK	354

NEW

SET OF EXTRACTORS		354
CARBIDE ROTARY BURR SETS		355
ROTARY TOOL FLEXIBLE SHAFT EXTENSION		
RTFD		358

DIE GRINDERS FOR ROTARY BURRS

P25M/P25LR P25XLR			359

DIAMOND ROTARY BURRS

A...D C...D			360

MOUNTED POINTS

		3 / 6 mm SHANKS	361

BAND SAW BLADES 366

STANDARD M42	Multipurpose Quality Saws for all types of SOLIDS.	M42 8% Co		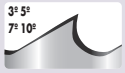		★★★	
TOP PERFORMANCE M51	TOP Quality Saws for Alloyed and STAINLESS SOLIDS.	M51 10% Co	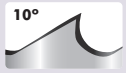	INOX	HIGH PERFORMANCE		★★★
STRUCTURES	REINFORCED TEETH Saws for Structures, Profiles, Tubes and SOLIDS.	M42 8% Co	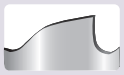	REINFORCED		★★★	★★★
MASTER	MASTER saws have been manufactured in M42 with alternating ground teeth for faster cutting in SOLIDS.	M42 8% Co	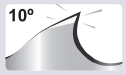			★★★	
ALUMINIUM/WOOD	Special for Aluminium, non-ferrous materials and wood.	M42 8% Co	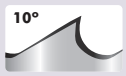	Al	Cu-Ni-La		
WOOD CUT	WOODCUT saws have been manufactured in M42 with teeth suitable for repeated resharpening.	M2 HSS	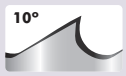				

HACKSAW BLADES

		HSS	CV	Tungsten	381

POWER HACKSAW BLADES

SOM		HSS	• Shatterproof blades. • For cutting all kind of materials.	382

HACK SAW FRAMES

ASYH			382

JIG SAW BLADES

P55		HSS	CV	BI	Tungsten			387
GJ		BI			INOX 1-2 mm	1-2 mm	1-2 mm	396
RHS		HSS			INOX 2-6 mm	2-6 mm	2-6 mm	396

UNIVERSAL RECIPROCATING BLADES

AG WC		CV	BI	Tungsten						400

BIMATERIAL HANDLE FOR RECIPROCATING SAW BLADE

NEW AG100		• Universal 1/2" clamping. • Quick change. • Perfect locking system, without looseness and great resistance.	410

OSCILLATING SAW BLADES

FTK STARLOCK		HSS	HSSCo 8%	HCS		TiN	SOLID CARBIDE		PVC	412
FM BLUE-MASTER		HSS	HSSCo 8%	HCS		INOX	SOLID CARBIDE		PVC	418
QC QUICK CHANGE		HSS	HSSCo 8%	HCS		TiN	INOX		PVC	425
SP SUPER CUT		HSS	HSSCo 8%	HCS		TiN	INOX		PVC	428

WOOD WORKING BITS

BM		CV		★★	STRAIGHT						432
BMPR		HSS		★★★★	STRAIGHT						433
BM"S"		CV	S TYPE	★★	⬢						434
BMSDS		CV	S TYPE	★★★★	SDS Plus						435
BMMD		SOLID CARBIDE	S TYPE	★★★★	⬢						435
BM2P		CV	DOUBLE FLUTE	★★	⬢						436
BMC		CV	S TYPE	★★	⬢						436
NEW On request										DRILL FOR RAILWAY SLEEPERS	436
BMH		CV	S TYPE	★★★★	1/4"						437

SQUARE HOLE WOOD WORKING DRILLS

BMCC		CV		★★	STRAIGHT						437

FLAT DRILL BITS HEXAGONAL SHANK

BMP BMPX400		CV		★★★	1/4"				437

WOOD MILLING CUTTER PLUGS

TM		CV		★★★	STRAIGHT					438

4 EDGE CASTOR TYPE WOOD WORKING DRILLS

BM4P		HSS	4 BITS	★★★	⬢					439

FORTSNER BITS

BB BMF		SOLID CARBIDE		★★★	STRAIGHT					440
BMF1		CV	FORSTNER	★★★	STRAIGHT	>65mm				440

TWIST DRILLS FOR WOOD WITH COUNTERSINK

BM3		CV		★★★	1/4"					441

TWIST DRILLS FOR LOCKS AND HINGES INSTALATION IN WOOD

BM4		CV		★★★	1/4"					441

TWIST DRILLS FOR WOOD WITH COUNTERSINK

BM5		CV		★★★	1/4"					441
BM6		CV		★★★	STRAIGHT					441

EXTENSIBLE DRILLS FOR WOOD

BME		CV		★★★	STRAIGHT					442

CARBIDE TIPPED WOOD WORKING DRILLS

BMMD		SOLID CARBIDE		★★★	STRAIGHT				PVC	442

COUNTERSINK BITS AND STOPPERS FOR CYLINDRICAL SHANK DRILLS

AV25/AV26 TOPE										442

SHUTTERING AND INSTALLATION BITS

BE		CV	DIN 7490	★★★	STRAIGHT					443
BESDS		CV	DIN 7490	★★★	SDS Plus					444

SCREWDRIVER BITS

PHILLIPS	POZIDRIV	SLOT	TORX	TORX ROUND	ROBERTSON	TORX SECURITY	HEXAGONAL	TRI WING	XZN	Plus ★★ 25 mm	446

PHILLIPS	POZIDRIV	SLOT	TORX	ROBERTSON	HEXAGONAL	50 mm	449

PHILLIPS	70 mm	90 mm	POZIDRIV	70 mm	90 mm	70 mm 90 mm	451

SCREWDRIVER BITS

PHILLIPS	25 mm	50 mm	POZIDRIV	25 mm	50 mm	SLOT	25 mm	TORX	25 mm	50 mm

TiN ★ ★★ 452 453 — 25mm 50mm

SCREWDRIVER BIT HOLDERS

PMG		1/4"		454
PCR	WITH QUICK CHANGE (Valid for 1/4" screwdriver bits with circlip)	1/4"		454
PCT	WITH ADJUSTABLE STOPPER	1/4"	1/4"	454

STANDARD HEXAGONAL NUT DRIVERS

PLIH			1/4"	50mm	455
DTRC				Plus	455

RATCHET SCREWDRIVER WITH BITS STORAGE 455

MACHINE SCREW EXTRACTORS

MICRO GRABIT		458
PRO GRABIT	WITH 1/4" HEXAGONAL BODY	458
DRILL OUT	WITH PILOT DRILL M6 - M12	458
X-OUT	WITH HEXAGONAL SHANK	458
EX EFX	HAND SCREW EXTRACTORS	459

1/4" HEXAGONAL SHANK TOOLS

BH2	HSS	DIN 338		118°		30° "N"	OX	1/4"		459
BC59 BC59CR	HSS-G						BRIGHT	1/4"		460
MAHM MAHMCR	HSS-G						BRIGHT	1/4"		460
M MCR	HSS-G						BRIGHT	1/4"		460
NEW MTKM	HSSCo 5%	TOL 6H		STEPCUT			BRIGHT	1/4"		461
AV22	HSS-G						BRIGHT	1/4"		461
AV1...CR		90°					OX	1/4"		461
BWH	CARBIDE TIPPED							1/4"		462
BMH	CV							1/4"		462

WOOD MILLING CUTTERS

FRC1	CARBIDE	1Z	2Z	464	FRC2	CARBIDE	1Z	2Z	464
FRC3	CARBIDE	2Z		465	FRC4	CARBIDE	2Z		465
FRC5	CARBIDE	90°		465	FRC6	CARBIDE	14°		466
FRC7	CARBIDE			466	FRC8	CARBIDE			466
FRC9	CARBIDE			467	FRC10	CARBIDE			467
FRC11	CARBIDE			467	FRC12	CARBIDE			468
FRC13	CARBIDE			468	FRC14	CARBIDE			468

DIAMOND DRILL BITS FOR VERY HARD MATERIAL LIKE STONEWARE, HARD CERAMIC, ETC.

PD / CPD HPD		470

CONSTRUCTION DRILL BITS AND SETS

BW9										471
BW7										472
BW13		TiN							PHENOLIC	473
BC90B										473
NEW BW5										474
CPS										475
CPH										476
NEW CAH										477
BC70B									PVC	477
BW1				DIN 8039						478
BW6				DIN 8039						480
BW16										482
BW35			130°							483
BW8				DIN 8039						484

CONSTRUCTION DRILL BITS AND SETS

WT	SDS Plus			485
W08	SDS Plus			486
W05	SDS Plus			488
W55	SDS Plus			490
W88	SDS Plus	DeltaTop	X 3	492
W77	SDS Plus	4 Z	X 4	494
W99	SDS Plus			496

CUTTERS FOR DRILLING REBAR IN CONCRETE AND SETS

REB	SDS Plus	Z 4-10		497

NEW MODULAR DRILLING SYSTEM FOR PROFESSIONAL USE

NEW

DRILL easily up to 3 metres depth, in diameters from 26mm to 150mm.

ADD as many extensions as you need to obtain the required drilling length.

COMBINE SDS MAX arbor with extensions, drill bits, drilling heads or core bits to reach extremely long and inaccessible drilling depths.

MAXIMUM RECOMMENDED LENGTH, 3 METERS.

SDS Max

Ref. SMADMAX

A

B

Ref. SMEXT280
Threaded extension, Lt=280mm

Ref. SM Ø26-32mm

Modular Cutting Series

Ref. SM Ø35-90mm

Ref. SMCC Ø50-125mm

1:8

Taper shank arbor + CLA Corebit + CLAII Pag.603
Ref. SM3 Conical 1:8 Ref. CLA Ø30-150mm

SDS Max

498

SDS MAX CONSTRUCTION DRILL BITS

QT	SDS Max			500
AX	SDS Max			501
AX	SDS Max			501
X4AX	SDS Max	4 Z	X 4	502

ADAPTORS WITH SLOT LOCKING DEVICE FOR FITTING HAMMER DRILL BITS WITH SDS PLUS SHANK

QFMX QFK2	SDS Plus →	← SDS Max	503

SDS-PLUS & SDS-MAX ADAPTOR

NEW HMAX MMAX

Ø 18

SDS Max SDS Max

Ø 30

SDS Max SDS Max

NEW HPLUS MPLUS

Ø 10

SDS Plus SDS Plus

Ø 21

SDS Plus SDS Plus

503

CARBIDE MORTAR RAKE

BW33	CARBIDE		504

POINTS AND CHISELS

SDS Plus	SDS Plus		508
SDS Max	SDS Max		509
SDS Max	SDS Max		510
BOSCH Ø 16,5	19		511
BOSCH Ø 19	19		511
KANGO Ø 19	21		512
BOSCH Ø 28	28		512
MAKITA Ø 13	17		513
MAKITA Ø 24	30		513
HILTI	22		513
HEX.	22		514
HEX.	25		514
HEX.	28		514
HEX.	32		514

CIRCULAR SAW BLADES FOR METAL

FF93 FF94 FF68	HSS	DIN 1837	CUTS <5mm	HSS	DIN 1838	CUTS <5mm	OX	520 521
S5CM S8CM S7CM								522

CIRCULAR SAW BLADES FOR WOOD

S1CM S99CM S4CM	CARBIDE	CARBIDE		523
S2CM SINC S3CM				524
S6CM S11CM	CARBIDE	CARBIDE		525
S9CM S10CM	CARBIDE	PCD		525

CIRCULAR SAW BLADES

DD37 DD23 DD27		NEW MULTIFUNCTION	526

WOOD ROUGHING DISCS

DMA115 DMB100	HCS	HCS	527
DMC125 NEW DMR	HCS	NEW HCS	527

WOOD ROUGHING MILLING CUTTERS FOR USE WITH ANGLE GRINDER

NEW FRDB FEDB FDB	M14X2	NEW	M14X2	NEW M14X2	NEW 528

CARVING, SHAPING ROUGHING DISCS FOR USE WITH ANGLE GRINDER

NEW DMD DME DD34		NEW EXTRA HARD QUALITY		NEW EXTRA HARD QUALITY	NEW EXTRA HARD QUALITY 529

MULTI-PURPOSE DISCS FOR USE WITH ANGLE GRINDER

DD7 SCEP DD36		TOP MULTIFUNCTION			530
SCMD MDT					531
FFLATIG RFLATIG			CRS ADQCA	ACCESSORIES	532

DIAMOND CIRCULAR SAW BLADES FOR CONSTRUCTION

DD1 DD2 DD3	DIAMOND GENERAL DE OBRA	TOP DIAMOND GENERAL DE OBRA		TURBO	533
DD4 DD29 DD6	TOP TURBO	NEW TWIN TILE 2X		TOP TILE	534
DD8 DD35	EXTRACLEAN TILE				535
DD5 DD9 DD12	DIAMOND H_2O	CANTERO		MARMOLISTA	536
DD13 DD14 DD15	ABRASIVES	ASPHALT		CONCRETE	537
DR DD39 DD22	TOP WALL	NEW 2X		MULTIFUNCTION EXTRA HARD QUALITY	538

GRINDING CUPS

DD10/11 DD20 DD40	UNIVERSAL STONE TOP STONE	TOP STONE THREAD		NEW BOOMERANG	539

ABRASIVE CIRCULAR SAW BLADES

AB05 AB11 AB11	INOX METAL	INOX METAL	INOX METAL	541
AB17 AB18	STONE	MULTIFUNCTION	542
AB15 AB20 DD21	INOX METAL XTRA LONG life	INOX METAL PROFESSIONAL	543

POLISHING DISC - HOOK & LOOP BACKING PAD AND ACCESSORIES

DD24 DD25 DD26	544
DD28 DD33 DD31 DD32	545

CDR QUICK CHANGE BACKING PAD

NEW

RLOC	RLOC1 ALOX	RLOC2 ALOX PLUS	RLOC3 CIRCONIO	RLOC4 CERAMIC	547
	RLOC5 CERAMIC	RLOC6 CONDITIONING	RLOC7 C-STRIP	RLOC8 UNITIZED	548

SANDING BELT

AB50 FP	PVC			548

BI-METAL HSS M3 HOLESAWS WITH VARIABLE TEETH 4/6

CB	30 mm	HSS M3	4/6		Al	Cu-Ni-La	CAST IRON	PVC		552
COB	45 mm	HSSCo 8%	4/6		INOX	Cu-Ni-La	CAST IRON			553

ARBORS AND ACCESSORIES FOR BI-METAL HOLESAWS 554

HOLESAW SET FOR PLASTER

CPL67 CPL68	555

BI-METAL HSS M3 HOLESAWS WITH VARIABLE TEETH 4/6 EXTRA LONG SERIES FOR LOCKSMITH

CBX100	100 mm	HSS M3	4/6		Al	Cu-Ni-La	CAST IRON	PVC		556
COBX100	100 mm	HSSCo 8%	4/6		INOX	Cu-Ni-La	CAST IRON			556

BI-METAL HOLESAWS SETS & DISPLAYS 557

RESHARPENABLE HOLESAWS FOR STEEL

CBR CBR..T	5 mm	HSS	BRIGHT TiN		Al	Cu-Ni-La	CAST IRON		560
CBC CBCTL	10 mm	HSSCo	BRIGHT TiAlN		INOX	Cu-Ni-La	CAST IRON	Al	562

RESHARPENABLE HOLESAWS FOR STEEL

CCF		2 mm	HSS	BRIGHT		Al	Cu-Ni-La	CAST IRON	564

CARBIDE TEETH HOLE SAW

CBMD		35 mm				Cu-Ni-La					565

CARBIDE TIPPED HOLE SAW WITH SLUG PIN EJECTED FOR SERIAL WORKS

CP		12 mm	CARBIDE TIPPED			Al	Cu-Ni-La	CAST IRON	566

SUPER LIGHT CARBIDE TIPPED HOLESAWS WITH INTEGRATED SHANK

CX		12 mm	CARBIDE TIPPED	INOX		Al	Cu-Ni-La	CAST IRON	567
CXL		25 mm	CARBIDE TIPPED	INOX		Al	Cu-Ni-La	CAST IRON	567

CARBIDE TIPPED HOLESAWS WITH INTEGRATED SHANK

X		5 mm	CARBIDE TIPPED	INOX		Al	Cu-Ni-La	CAST IRON	568
XT		5 mm	CARBIDE TIPPED	INOX		Al	Cu-Ni-La	CAST IRON	568

MULTI PURPOSE CARBIDE TIPPED SUPER HOLESAW

CXX		50 mm	CARBIDE TIPPED			Al	Cu-Ni-La	CAST IRON	570
C50X		5 mm	CARBIDE TIPPED			Al	Cu-Ni-La	CAST IRON	571

SUPER HEAVY DUTY CARBIDE TIPPED HOLESAWS

MBM		50 mm	CARBIDE TIPPED	INOX	55 HRc	Al	CAST IRON		572

SCREW HOLE PUNCHES FOR DRILLING SHEETS

PC		4 mm			573

ANNULAR CUTTERS FOR ELECTROMAGNETIC DRILLING MACHINE WITH DOUBLE WELDON

250R 500R		30 mm	50 mm	HSS	2 x 90° WELDON	75 Kg/mm²	INOX	Al			576
250C 500C		30 mm	50 mm	HSSCo 8%	2 x 90° WELDON	110 Kg/mm²	INOX	Al			577
250T 500T		30 mm	50 mm	HSSCo 8%	2 x 90° WELDON	110 Kg/mm²	INOX	Al	TiAlN		578
750C 1000C		75 mm	100 mm	HSSCo 8%	2 x 90° WELDON	110 Kg/mm²	INOX	Al			579
1500C 2000C		150 mm	200 mm	HSS	2 x 90° WELDON	75 Kg/mm²	INOX	Al			580

CARBIDE TIPPED CUTTERS FOR ELECTROMAGNETIC DRILLING MACHINE WITH DOUBLE WELDON

350A 500A		35 mm	50 mm	CARBIDE TIPPED	2 x 90° WELDON		INOX	Al	Cu-Ni-La	CAST IRON	581
750A 1000A		75 mm	100 mm	CARBIDE TIPPED	2 x 90° WELDON		INOX	Al	Cu-Ni-La	CAST IRON	582

ANNULAR CUTTER FOR ELECTROMAGNETIC DRILLING MACHINES WITH DOUBLE WELDON SPECIAL FOR RAILROADS, HARDOX ...

MB250AT MB500AT		25 mm	50 mm	HSSCo 8%	2 x 90° WELDON	HARDOX 450	HARDOX 500	TiAlN		RAILWAY RAILS AND VERY HARD MATERIALS	583
MB350ST MB500AT		35 mm	50 mm	CARBIDE TIPPED	2 x 90° WELDON	HARDOX 450	HARDOX 500	HARDOX 600		RAILWAY RAILS	583

DRILLS, TAPS AND ACCESSORIES FOR ELECTROMAGNETIC DRILLING MACHINE

				ACCESORIES, COUNTERSINK, DRILLS, TAPS EXTENSIONS AND CONVERTERS	584
NEW EFB				HSS HSSCo	588

CONSTRUCTION COREBITS

600W		80 mm	CARBIDE TIPPED	SDS Plus						592
CW		95 mm	CARBIDE TIPPED	SDS Plus	SDS Max					593
HA		54 mm	CARBIDE TIPPED	SDS Plus						594
MD		60 mm	CARBIDE TIPPED	SDS Plus						595
MH		100 mm	CARBIDE TIPPED		SDS Max					596

HEAVY DUTY CARBIDE TIPPED COREBITS FOR CONSTRUCTION

NEW CLA		70 mm	CARBIDE TIPPED		SDS Max					597
NEW PM		190-450 mm	CARBIDE TIPPED		SDS Max					597

DIAMOND SEGMENTED HOLESAWS

CDE CMAD		40 mm									PVC	598
NEW CDD		60 mm	M16X2									599
NEW CAH			1/4"									599
CHH		300-450 mm	1.1/4"									600
CSE		35 mm	M14X2								PVC	601

DIAMOND COUNTERSINKS FOR GRANITE, MARBLE AND HARD CERAMICS

AVD		M14X2	PVC	602

GRIT EDGE HOLESAW FOR NON METALLIC MATERIALS

MG		30 mm	Tungsten	603

HIGH PERFORMANCE CARBIDE TIPPED HOLESAW FOR WOOD

CM		60 mm	CARBIDE TIPPED, PVC	604

CIRCLE CUTTING HOLE CUTTERS

TB-9600-200 CL220 CL285 CL410		200 mm	220 mm	285 mm	410 mm	605

DIAMOND HOLESAW FOR CONCRETE WITH REBARS WITH QUICK CHANGE POLY-CLIC

CDH		150 mm	608

SELECTION OF TOOLS WITH DIMENSIONS IN INCHES

BC2P BC5P BC95P FMT2 FMT48		BW6P BW1P W05P W55P AXP		610

TOOLS IN BLISTER AND PLASTIC POUCH PACKAGING

METAL

BC2B/BC2F	BC02B/BC02F	BC5B / BC5F	BC9P	BC99P	BC18B/BC18F	BC95/BC95F	BTXB/BTXF	TTXB/TTXF	TK02B/TK02F	TK05B/TK05F	BC4F	BC58F
616	617	618	619	619	620	621	622	623	624	625	626	626

DRILL TAP COUNTERSINK	HAND TAPS, DIES & TAP HOLDERS					CONSTRUCTION					WOOD			1/4" HEXAGONAL SHANK		
MAHMCRB	M0B	GAB	TCB	C5B	VAB	BW1B	BW6B	BW16B	BW8B	W05B	BMB	BMPRB	BMPB	BH2B	BWHB	BMHB
635	636	636	635	637	637	638	638	639	639	640	651	651	652	657	657	657

DISPLAYS

METAL	TAPS AND HOLDERS	CONTRUCTION	TILE	WOOD	MIXED	SCREWDRIVER BITS	HOLESAWS
627	636	641	645	653	656	659	661

DISPLAYS 664

EMPTY DISPLAYS AND ACCESSORIES 670

THREAD RESTORATION GUIDE

SCREW THREAD INSERTS 677

SELF TAPPING INSERTS 755

T-SERT INSERTS WITH COUNTERSINK HEAD 763

RIVET NUTS 767

THREAD RESTORING FILES 778

ANAEROBIC ADHESIVES AND SEALANTS THREADLOCKING 782

KEY LOCK INSERTS 747

SOLID INSERTS WITH ANAEROBIC THREADLOCKER 761

NEW

THE INNOVATIVE WALLSERT ALLOWS THE EASY ANCHORING OF THREADED ELEMENTS 765

THREAD RESTORING CBN ROTARY BURRS 775

EXTERNAL THREAD REPAIR ROLLING TOOL 779

BLUE-MASTER® by celesa

2026 PRICE LIST

GROSS PRICE 2025 + 7%

Effective from 4 May 2026

TWIST DRILLS FOR METAL

FULLY GROUND TWIST DRILLS

DIN 338

		BC2	BC82	BC02	BC9	BC5	BC99	BC58	BC16	BC66	BC15	BC18
	MATERIAL	HSS	HSS	HSS-G	HSS	HSSCo 5%	HSSCo 5%	HSSCo 8%	HSS	HSS	HSS	HSS
	SHARPENING											
	POINT ANGLE	118°	118°	118°	118°	135°	135°	135°	135°	118°	118°	118°
	HELIX ANGLE	30° "N"	30° "N"	30° "N"	30° "N"	30° "N"	30° "N"	30° "N"	40° "W"	15° "H"	30° "N"	30° "N"
	COATING	OX	BRIGHT	GOLD OX	OX	GOLD	GOLD	GOLD	BRIGHT	BRIGHT	OX	TiN
	APPLICATION	70 Kg/mm²	70 Kg/mm²	Plus	12,70	120 Kg/mm²	12,70	120 Kg/mm²	Al	BRASS		PRODUCTION
Ø mm	L1 x L2	€	€	€	€	€	€	€	€	€	€	€
0,20	19 x 2,50	5,00				7,69						
0,25	19 x 3	4,92				7,47						
0,30	19 x 3	3,91				6,59						
0,35	19 x 4	3,97				6,59						
0,40	20 x 5	3,89				5,42						
0,45	20 x 5	3,89				5,42						
0,50	22 x 6	2,64				3,66						3,58
0,55	24 x 7	3,42				5,07						
0,60	24 x 7	3,41				4,08						3,38
0,65	26 x 8	3,42				4,38						
0,70	28 x 9	3,40				4,03						3,16
0,75	28 x 9	2,50				3,60						3,11
0,80	30 x 10	2,58				3,31						2,97
0,85	30 x 10	2,58				3,79						
0,90	32 x 11	2,58				3,51						2,97
0,95	32 x 11	2,58				3,58						
1,00	34 x 12	1,97	1,97	2,11		2,75		4,11	2,59	3,20	4,27	2,56
1,05	34 x 12	2,19	2,19									
1,10	36 x 14	2,19	2,19			3,33						2,61
1,15	36 x 14	2,19	2,19									
1,19	3/64"	1,94				2,98						
1,20	38 x 16	2,19	2,19			3,27						2,61
1,25	38 x 16	1,73	1,73			3,18		4,70	3,08	3,59		2,42
1,30	38 x 16	1,94	1,94			3,27						2,48
1,35	40 x 18	1,93	1,93									
1,40	40 x 18	1,93	1,93			3,27						2,48
1,45	40 x 18	1,93	1,93									
1,50	40 x 18	1,50	1,50	1,96		2,60		3,89	2,46	3,16	4,27	2,20
1,55	43 x 20	1,81										

FULLY GROUND TWIST DRILLS

10 U. Ø 0,20 -Ø 10,50 mm

6 U. Ø 10,60 -Ø 14 mm

1 U. Ø 14,10 -Ø 20 mm

1 U. BC9-BC99
BC7-BC98-BC42

		BTX	TTX	BC51	BC95	BC55	BC57	BC50	BC7	BC98	BC42
	MATERIAL	HSSCo 5%	HSS	HSSCo 5%	HSSCo 5%	HSSCo 5%	HSSCo 5%	HSSCo 5%	CARBIDE TIPPED	CARBIDE TIPPED	SOLID CARBIDE
	SHARPENING	Ø ≥ 3	Ø ≥ 3								
	POINT ANGLE	135°	135°	135°	130°	135°	135°	118°	118°	135°	135°
	HELIX ANGLE	38° "S"	38° "S"	30° "N"	Ø ≥ 3	38° "S"	38° "S"	38° "N"	30° "N"	30° "N"	35° "N"
	COATING	GOLD	TiAlSiN	TiAlN	GOLD OX	BRIGHT	TiAlN	TiAlN	BRIGHT	BRIGHT	BRIGHT
	APPLICATION	120 Kg/mm²	80 Kg/mm²	HIGH PERFORMANCE	INOX	INOX	INOX	INOX Plus	CAST IRON	70 HRc	HIGH PERFORMANCE
Ø mm	L1 x L2	€	€	€	€	€	€	€	€	€	€
0,20	19 x 2,50										
0,25	**19 x 3**										
0,30	19 x 3										
0,35	19 x 4										
0,40	20 x 5										
0,45	20 x 5										
0,50	**22 x 6**										**16,43**
0,55	24 x 7										
0,60	24 x 7										
0,65	26 x 8										
0,70	28 x 9										
0,75	**28 x 9**										
0,80	30 x 10										
0,85	30 x 10										
0,90	32 x 11										
0,95	32 x 11										
1,00	**34 x 12**			**3,58**	**3,22**	**4,26**	**6,08**				**10,34**
1,05	34 x 12										
1,10	36 x 14										**10,56**
1,15	36 x 14										
1,19	3/64"										
1,20	38 x 16					**5,63**	**5,83**				**10,97**
1,25	**38 x 16**										
1,30	38 x 16										**11,31**
1,35	40 x 18										
1,40	40 x 18										**11,38**
1,45	40 x 18										
1,50	**40 x 18**			**3,62**	**3,07**	**4,14**	**6,07**				**11,52**
1,55	43 x 20										

FULLY GROUND TWIST DRILLS

DIN 338

		BC2	BC82	BC02	BC9	BC5	BC99	BC58	BC16	BC66	BC15	BC18
	MATERIAL	HSS	HSS	HSS-G	HSS	HSSCo 5%	HSSCo 5%	HSSCo 8%	HSS	HSS	HSS	HSS
	SHARPENING											
	POINT ANGLE	118°	118°	118°	118°	135°	135°	135°	135°	118°	118°	118°
	HELIX ANGLE	30° "N"	30° "N"	30° "N"	30° "N"	30° "N"	30° "N"	30° "N"	40° "W"	15° "H"	30° "N"	30° "N"
	COATING	OX	BRIGHT	GOLD OX	OX	GOLD	GOLD	GOLD	BRIGHT	BRIGHT	OX	TiN
	APPLICATION	70 Kg/mm²	70 Kg/mm²	Plus	12,70	120 Kg/mm²	12,70	120 Kg/mm²	Al	BRASS		PRODUCTION
Ø mm	L1 x L2	€	€	€	€	€	€	€	€	€	€	€
1,59	1/16"	1,66				3,04						
1,60	43 x 20	1,81	1,81			3,27						2,49
1,65	43 x 20	1,81	1,81									
1,70	43 x 20	1,81	1,81			3,27						2,48
1,75	46 x 22	1,63	1,63			3,18		4,70	2,82	4,57		2,39
1,80	46 x 22	1,62	1,62			3,19						2,34
1,85	46 x 22	1,62	1,62									
1,90	46 x 22	1,62	1,62			3,19						2,34
1,95	48 x 24	1,62										
1,98	5/64"	1,47				2,98						
2,00	49 x 24	1,38	1,38	1,46		2,63		3,89	2,46	2,87	3,87	2,20
2,05	49 x 24	1,41	1,41									
2,10	49 x 24	1,41	1,41			3,10						2,18
2,15	53 x 27	1,41										
2,20	53 x 27	1,41	1,41			3,10						2,17
2,25	53 x 27	1,30	1,30	1,45		2,95		4,70	2,80	3,13		2,11
2,30	53 x 27	1,62	1,62			3,10						2,32
2,35	53 x 27	1,63	1,63									
2,38	3/32"	1,55				2,93						
2,40	57 x 30	1,62	1,62			3,10						2,32
2,45	57 x 30	1,62										
2,50	57 x 30	1,37	1,37	1,53		2,41		3,89	2,30	2,71	3,87	2,18
2,55	57 x 30	1,66	1,66									
2,60	57 x 30	1,66	1,66			2,98						2,33
2,65	57 x 30	1,66										
2,70	61 x 33	1,66	1,66	1,86		2,98						2,33
2,75	61 x 33	1,45	1,45	1,59		2,95		4,70	2,80	3,67		2,27
2,78	7/64"	1,59				2,85						
2,80	61 x 33	1,66	1,66	1,86		2,99						2,33

FULLY GROUND TWIST DRILLS

10 U. Ø 0,20 -Ø 10,50 mm

6 U. Ø 10,60 -Ø 14 mm

1 U. Ø 14,10 -Ø 20 mm

1 U. BC9-BC99
BC7-BC98-BC42

		BTX	TTX	BC51	BC95	BC55	BC57	BC50	BC7	BC98	BC42
	MATERIAL	HSSCo 5%	HSS	HSSCo 5%	HSSCo 5%	HSSCo 5%	HSSCo 5%	HSSCo 5%	CARBIDE TIPPED	CARBIDE TIPPED	SOLID CARBIDE
	SHARPENING	Ø ≥ 3	Ø ≥ 3								
	POINT ANGLE	135°	135°	135°	130°	135°	135°	118°	118°	135°	135°
	HELIX ANGLE	38° "S"	38° "S"	30° "N"	Ø ≥ 3	38° "S"	38° "S"	38° "N"	30° "N"	30° "N"	35° "N"
	COATING	GOLD	TiAlSiN	TiAlN	GOLD OX	BRIGHT	TiAlN	TiAlN	BRIGHT	BRIGHT	BRIGHT
	APPLICATION	120 Kg/mm²	80 Kg/mm²	HIGH PERFORMANCE	INOX	INOX	INOX	INOX Plus	CAST IRON	70 HRc	HIGH PERFORMANCE
Ø mm	L1 x L2	€	€	€	€	€	€	€	€	€	€
1,59	1/16"										
1,60	43 x 20					4,70					11,90
1,65	43 x 20										
1,70	43 x 20					3,99					12,31
1,75	46 x 22				3,07						
1,80	46 x 22					4,19	5,97				12,37
1,85	46 x 22										
1,90	46 x 22					4,58					12,62
1,95	48 x 24										
1,98	5/64"										
2,00	49 x 24			3,77	3,07	4,11	6,09	5,17	20,75		14,28
2,05	49 x 24										
2,10	49 x 24					4,30			22,32		20,03
2,15	53 x 27										
2,20	53 x 27					4,35	6,45		22,32		21,54
2,25	53 x 27				3,07				22,32		
2,30	53 x 27					4,25			22,32		21,54
2,35	53 x 27										
2,38	3/32"										
2,40	57 x 30					4,36			22,32		21,92
2,45	57 x 30										
2,50	57 x 30			3,49	2,87	3,84	5,65	5,24	20,75		17,30
2,55	57 x 30										
2,60	57 x 30					4,68			22,32		27,05
2,65	57 x 30										
2,70	61 x 33					4,45			21,26		27,05
2,75	61 x 33			3,69	2,87				22,32		
2,78	7/64"										
2,80	61 x 33					4,82	9,23		22,32		27,05

FULLY GROUND TWIST DRILLS

DIN 338

		BC2	BC82	BC02	BC9	BC5	BC99	BC58	BC16	BC66	BC15	BC18
	MATERIAL	HSS	HSS	HSS-G	HSS	HSSCo 5%	HSSCo 5%	HSSCo 8%	HSS	HSS	HSS	HSS
	SHARPENING											
	POINT ANGLE	118°	118°	118°	118°	135°	135°	135°	135°	118°	118°	118°
	HELIX ANGLE	30° "N"	30° "N"	30° "N"	30° "N"	30° "N"	30° "N"	30° "N"	40° "W"	15° "H"	30° "N"	30° "N"
	COATING	OX	BRIGHT	GOLD OX	OX	GOLD	GOLD	GOLD	BRIGHT	BRIGHT	OX	TiN
	APPLICATION	70 Kg/mm²	70 Kg/mm²	Plus	12,70	120 Kg/mm²	12,70	120 Kg/mm²	Al	BRASS		PRODUCTION
Ø mm	L1 x L2	€	€	€	€	€	€	€	€	€	€	€
2,85	61 x 33	1,68										
2,90	61 x 33	1,66	1,66			2,98						2,33
2,95	61 x 33	1,66										
3,00	61 x 33	1,25	1,25	1,37		2,36		3,76	2,27	3,01	3,36	2,06
3,05	65 x 36	1,61										
3,10	65 x 36	1,45	1,45	1,58		2,86		5,03				2,61
3,15	65 x 36	1,61										
3,17	1/8"	1,39				2,72						
3,20	65 x 36	1,45	1,45	1,58		2,86		5,03	2,80			2,61
3,25	65 x 36	1,45	1,45	1,58		2,86		4,62	2,80	3,67		2,61
3,30	65 x 36	1,45	1,45	1,58		2,86		5,03	2,80			2,61
3,35	65 x 36	1,86										
3,40	70 x 39	1,86	1,86	2,06		2,99						2,80
3,45	70 x 39	1,87										
3,50	70 x 39	1,41	1,41	1,58		2,85		4,53	2,74	3,21	4,00	2,58
3,55	70 x 39	1,94										
3,57	9/64"	1,82				3,42						
3,60	70 x 39	1,94	1,94	2,16		3,59						2,81
3,65	70 x 39	1,94										
3,70	70 x 39	1,94	1,94	2,16		3,59						2,82
3,75	70 x 39	1,62	1,62	1,86		3,38		5,49	3,27	4,78		2,72
3,80	75 x 43	1,99	1,99	2,27		3,59						2,86
3,85	75 x 43	1,99										
3,90	75 x 43	1,99	1,99	2,27		3,59						2,85
3,95	75 x 43	1,99										
3,97	5/32"	1,88				3,42						
4,00	75 x 43	1,58	1,58	1,78		3,04		4,91	2,95	3,49	4,37	2,69
4,05	75 x 43	1,99										
4,10	75 x 43	1,78	1,78	1,99		3,38		6,05	3,21			2,79

FULLY GROUND TWIST DRILLS

10 U. Ø 0,20 -Ø 10,50 mm

6 U. Ø 10,60 -Ø 14 mm

1 U. Ø 14,10 -Ø 20 mm

1 U. BC9-BC99
BC7-BC98-BC42

		BTX	TTX	BC51	BC95	BC55	BC57	BC50	BC7	BC98	BC42
	MATERIAL	HSSCo 5%	HSS	HSSCo 5%	HSSCo 5%	HSSCo 5%	HSSCo 5%	HSSCo 5%	CARBIDE TIPPED	CARBIDE TIPPED	SOLID CARBIDE
	SHARPENING	Ø ≥ 3	Ø ≥ 3								
	POINT ANGLE	135°	135°	135°	130°	135°	135°	118°	118°	135°	135°
	HELIX ANGLE	38° "S"	38° "S"	30° "N"	Ø ≥ 3	38° "S"	38° "S"	38° "N"	30° "N"	30° "N"	35° "N"
	COATING	GOLD	TiAlSiN	TiAlN	GOLD OX	BRIGHT	TiAlN	TiAlN	BRIGHT	BRIGHT	BRIGHT
	APPLICATION	120 Kg/mm²	80 Kg/mm²	HIGH PERFORMANCE	INOX	INOX	INOX	INOX Plus	CAST IRON	70 HRc	HIGH PERFORMANCE
Ø mm	L1 x L2	€	€	€	€	€	€	€	€	€	€
2,85	61 x 33										
2,90	61 x 33					4,86			22,32		27,05
2,95	61 x 33										
3,00	61 x 33	2,02	1,92	3,44	2,82	3,73	5,60	5,78	20,64	15,48	20,75
3,05	65 x 36										
3,10	65 x 36					4,50	6,88		21,13		27,30
3,15	65 x 36										
3,17	1/8"										
3,20	65 x 36	2,48	2,36		3,45	4,50	6,93		20,73		27,30
3,25	65 x 36				3,46				21,34		
3,30	65 x 36	2,48	2,36	4,36	3,46	4,50	6,89	7,01	20,94	17,52	24,00
3,35	65 x 36										
3,40	70 x 39					5,24			21,34		29,94
3,45	70 x 39										
3,50	70 x 39	2,47	2,35	4,32	3,40	4,54	6,84	6,20	20,24	16,17	23,67
3,55	70 x 39										
3,57	9/64"										
3,60	70 x 39					5,24			21,13	17,52	31,37
3,65	70 x 39										
3,70	70 x 39					5,24			21,73		31,37
3,75	70 x 39				3,70				21,73		
3,80	75 x 43					5,98	9,94		21,73		32,90
3,85	75 x 43										
3,90	75 x 43					5,72			21,73		32,90
3,95	75 x 43										
3,97	5/32"										
4,00	75 x 43	2,49	2,37	4,46	3,70	4,88	7,21	7,03	20,63	15,74	26,63
4,05	75 x 43										
4,10	75 x 43					5,40	7,77		20,87		34,21

FULLY GROUND TWIST DRILLS

DIN 338

		BC2	BC82	BC02	BC9	BC5	BC99	BC58	BC16	BC66	BC15	BC18
	MATERIAL	HSS	HSS	HSS-G	HSS	HSSCo 5%	HSSCo 5%	HSSCo 8%	HSS	HSS	HSS	HSS
	SHARPENING											
	POINT ANGLE	118°	118°	118°	118°	135°	135°	135°	135°	118°	118°	118°
	HELIX ANGLE	30° "N"	30° "N"	30° "N"	30° "N"	30° "N"	30° "N"	30° "N"	40° "W"	15° "H"	30° "N"	30° "N"
	COATING	OX	BRIGHT	GOLD OX	OX	GOLD	GOLD	GOLD	BRIGHT	BRIGHT	OX	TiN
	APPLICATION	70 Kg/mm²	70 Kg/mm²	Plus	12,70	120 Kg/mm²	12,70	120 Kg/mm²	Al	BRASS		PRODUCTION
Ø mm	L1 x L2	€	€	€	€	€	€	€	€	€	€	€
4,15	75 x 43	1,99										
4,20	75 x 43	1,78	1,78	1,99		3,38		6,05	3,21			2,79
4,25	75 x 43	1,78	1,78	1,99		3,38		5,49	3,74	5,18		2,79
4,30	80 x 47	2,36	2,36	2,68		3,59						3,10
4,35	80 x 47	2,34										
4,37	11/64"	2,21				3,42						
4,40	80 x 47	2,36	2,36	2,68		3,59						3,10
4,45	80 x 47	2,36										
4,50	80 x 47	1,86	1,86	2,02		3,48		5,49	3,30	4,26	4,53	2,82
4,55	80 x 47	2,38										
4,60	80 x 47	2,38	2,38			4,00						3,11
4,65	80 x 47	2,38										
4,70	80 x 47	2,38	2,38	2,68		4,00						3,11
4,75	80 x 47	2,11	2,11	2,39		3,80		6,06	4,21	6,27		3,00
4,76	3/16"	2,02				3,55						
4,80	86 x 52	2,68	2,68	2,93		4,03		6,68				3,30
4,85	86 x 52	2,59										
4,90	86 x 52	2,59	2,59	2,86		4,03						3,25
4,95	86 x 52	2,61										
5,00	86 x 52	1,98	1,98	2,20		3,65		5,88	3,53	4,62	4,92	2,88
5,05	86 x 52	2,69	2,69									
5,10	86 x 52	2,68	2,68	2,96		4,37		7,20	4,08		6,83	3,29
5,15	86 x 52	2,69										
5,16	13/64"	2,56				3,76						
5,20	86 x 52	2,68	2,68	2,96		4,37		7,20				3,30
5,25	86 x 52	2,50	2,50	2,84		4,31		6,90	5,03	7,02		3,28
5,30	86 x 52	3,33	3,33	3,68		4,37						3,73
5,35	93 x 57	3,32										
5,40	93 x 57	3,33	3,33			4,37						3,73

FULLY GROUND TWIST DRILLS

10 U. Ø 0,20 -Ø 10,50 mm

6 U. Ø 10,60 -Ø 14 mm

1 U. Ø 14,10 -Ø 20 mm

1 U. BC9-BC99
BC7-BC98-BC42

		BTX	TTX	BC51	BC95	BC55	BC57	BC50	BC7	BC98	BC42
	MATERIAL	HSSCo 5%	HSS	HSSCo 5%	HSSCo 5%	HSSCo 5%	HSSCo 5%	HSSCo 5%	CARBIDE TIPPED	CARBIDE TIPPED	SOLID CARBIDE
	SHARPENING	Ø ≥ 3	Ø ≥ 3								
	POINT ANGLE	135°	135°	135°	130°	135°	135°	118°	118°	135°	135°
	HELIX ANGLE	38° "S"	38° "S"	30° "N"	Ø ≥ 3	38° "S"	38° "S"	38° "N"	30° "N"	30° "N"	35° "N"
	COATING	GOLD	TiAlSiN	TiAlN	GOLD OX	BRIGHT	TiAlN	TiAlN	BRIGHT	BRIGHT	BRIGHT
	APPLICATION	120 Kg/mm²	80 Kg/mm²	HIGH PERFORMANCE	INOX	INOX	INOX	INOX Plus	CAST IRON	70 HRc	HIGH PERFORMANCE
Ø mm	L1 x L2	€	€	€	€	€	€	€	€	€	€
4,15	75 x 43										
4,20	75 x 43	2,98	2,82	4,69	4,12	5,37	7,75	8,66	20,87	18,33	32,58
4,25	75 x 43			4,69					22,73		
4,30	80 x 47					5,73	8,29		22,73	18,33	40,72
4,35	80 x 47										
4,37	11/64"										
4,40	80 x 47					5,73			22,73	18,33	41,53
4,45	80 x 47										
4,50	80 x 47	3,05	2,89	4,73	4,12	5,56	7,92	8,12	20,48	15,13	32,56
4,55	80 x 47										
4,60	80 x 47					6,92			21,90		40,50
4,65	80 x 47										
4,70	80 x 47					6,43			21,28		40,50
4,75	80 x 47				4,27				22,73		
4,76	3/16"										
4,80	86 x 52					6,43	8,79		21,90		41,54
4,85	86 x 52										
4,90	86 x 52					7,09			22,73		41,54
4,95	86 x 52										
5,00	86 x 52	4,11	3,91	4,84	4,40	5,80	8,14	8,55	21,01	14,82	36,11
5,05	86 x 52										
5,10	86 x 52					6,93	9,23		22,46	18,14	47,10
5,15	86 x 52										
5,16	13/64"										
5,20	86 x 52					6,89	9,30		22,36		47,10
5,25	86 x 52				5,58				23,90		
5,30	86 x 52					6,93			23,90		47,10
5,35	93 x 57										
5,40	93 x 57					8,97			23,90		53,32

FULLY GROUND TWIST DRILLS

DIN 338

		BC2	BC82	BC02	BC9	BC5	BC99	BC58	BC16	BC66	BC15	BC18
	MATERIAL	HSS	HSS	HSS-G	HSS	HSSCo 5%	HSSCo 5%	HSSCo 8%	HSS	HSS	HSS	HSS
	SHARPENING											
	POINT ANGLE	118°	118°	118°	118°	135°	135°	135°	135°	118°	118°	118°
	HELIX ANGLE	30° "N"	30° "N"	30° "N"	30° "N"	30° "N"	30° "N"	30° "N"	40° "W"	15° "H"	30° "N"	30° "N"
	COATING	OX	BRIGHT	GOLD OX	OX	GOLD	GOLD	GOLD	BRIGHT	BRIGHT	OX	TiN
	APPLICATION	70 Kg/mm²	70 Kg/mm²	Plus	12,70	120 Kg/mm²	12,70	120 Kg/mm²	Al	BRASS		PRODUCTION
Ø mm	L1 x L2	€	€	€	€	€	€	€	€	€	€	€
5,45	93 x 57	3,33										
5,50	93 x 57	2,61	2,61	2,93		4,62		7,43	4,47	5,65	6,50	3,33
5,55	93 x 57	3,52										
5,56	7/32"	3,35				5,22						
5,60	93 x 57	3,53	3,53	3,91		5,49		9,16				3,88
5,65	93 x 57	3,52										
5,70	93 x 57	3,53	3,53	3,91		5,49		9,16				3,88
5,75	93 x 57	3,41	3,41	3,81		5,21		8,30	6,17	8,59		3,84
5,80	93 x 57	3,32	3,32	3,74		5,49		9,16				3,73
5,85	93 x 57	3,33										
5,90	93 x 57	3,32	3,32	3,74		5,49						3,73
5,95	15/64"	3,14				5,71						
6,00	93 x 57	2,72	2,72	3,02		4,97		7,90	4,73	6,08	6,73	3,38
6,05	101 x 63	3,86										
6,10	101 x 63	3,86	3,86	4,36		6,16						6,80
6,15	101 x 63	3,86										
6,20	101 x 63	3,86	3,86	4,36		6,16						6,80
6,25	101 x 63	3,65	3,65	4,08		5,81		9,25	6,17	8,59		6,80
6,30	101 x 63	4,07	4,07			6,16						6,89
6,35	1/4"	2,90				5,85						
6,40	101 x 63	4,19	4,19			6,17						6,99
6,45	101 x 63	4,09										
6,50	101 x 63	3,15	3,15	3,56		5,95		9,22	5,51	6,77	7,82	6,48
6,55	101 x 63	5,09										
6,60	101 x 63	5,06	5,06			7,40						7,54
6,65	101 x 63	5,09										
6,70	101 x 63	5,08	5,08	5,67		7,40		11,81				7,54
6,75	109 x 69	3,82	3,82	4,31		6,94		10,78	7,43	10,36		6,93
6,80	109 x 69	3,82	3,82	4,31		6,94		11,81	6,48			6,94

FULLY GROUND TWIST DRILLS

10 U. Ø 0,20 -Ø 10,50 mm

6 U. Ø 10,60 -Ø 14 mm

1 U. Ø 14,10 -Ø 20 mm

1 U. BC9-BC99
BC7-BC98-BC42

		BTX	TTX	BC51	BC95	BC55	BC57	BC50	BC7	BC98	BC42
	MATERIAL	HSSCo 5%	HSS	HSSCo 5%	HSSCo 5%	HSSCo 5%	HSSCo 5%	HSSCo 5%	CARBIDE TIPPED	CARBIDE TIPPED	SOLID CARBIDE
	SHARPENING	Ø ≥ 3	Ø ≥ 3								
	POINT ANGLE	135°	135°	135°	130°	135°	135°	118°	118°	135°	135°
	HELIX ANGLE	38° "S"	38° "S"	30° "N"	Ø ≥ 3	38° "S"	38° "S"	38° "N"	30° "N"	30° "N"	35° "N"
	COATING	GOLD	TiAlSiN	TiAlN	GOLD OX	BRIGHT	TiAlN	TiAlN	BRIGHT	BRIGHT	BRIGHT
	APPLICATION	120 Kg/mm²	80 Kg/mm²	HIGH PERFORMANCE	INOX	INOX	INOX	INOX Plus	CAST IRON	70 HRc	HIGH PERFORMANCE
Ø mm	L1 x L2	€	€	€	€	€	€	€	€	€	€
5,45	93 x 57										
5,50	93 x 57	5,21	4,94	5,47	5,58	7,36	9,73	10,44	22,01	15,80	42,15
5,55	93 x 57										
5,56	7/32"										
5,60	93 x 57					8,79			23,39		56,01
5,65	93 x 57										
5,70	93 x 57					10,10			23,37		56,01
5,75	93 x 57				5,93	8,31			24,99		
5,80	93 x 57					8,79	11,14		23,37		56,01
5,85	93 x 57										
5,90	93 x 57					8,79			24,99		56,01
5,95	15/64"										
6,00	93 x 57	5,54	5,26	5,67	5,93	7,89	10,23	11,59	22,79	16,84	47,82
6,05	101 x 63										
6,10	101 x 63				6,25	10,96			26,97		69,37
6,15	101 x 63										
6,20	101 x 63					9,74	16,06		26,97		69,37
6,25	101 x 63				6,75				26,97		
6,30	101 x 63					10,96			26,97		69,37
6,35	1/4"										
6,40	101 x 63					10,96			26,97		69,37
6,45	101 x 63										
6,50	101 x 63	6,47	6,15	10,55	6,93	9,45	15,77	13,80	25,46	17,16	59,38
6,55	101 x 63										
6,60	101 x 63					12,40			27,81		86,24
6,65	101 x 63										
6,70	101 x 63					12,40			27,81		86,24
6,75	109 x 69			11,06	8,06				27,81		
6,80	109 x 69	7,54	7,15	11,06	8,06	11,00	17,35		27,81	20,54	69,62

FULLY GROUND TWIST DRILLS

DIN 338

		BC2	BC82	BC02	BC9	BC5	BC99	BC58	BC16	BC66	BC15	BC18
	MATERIAL	HSS	HSS	HSS-G	HSS	HSSCo 5%	HSSCo 5%	HSSCo 8%	HSS	HSS	HSS	HSS
	SHARPENING											
	POINT ANGLE	118°	118°	118°	118°	135°	135°	135°	135°	118°	118°	118°
	HELIX ANGLE	30° "N"	30° "N"	30° "N"	30° "N"	30° "N"	30° "N"	30° "N"	40° "W"	15° "H"	30° "N"	30° "N"
	COATING	OX	BRIGHT	GOLD OX	OX	GOLD	GOLD	GOLD	BRIGHT	BRIGHT	OX	TiN
	APPLICATION	70 Kg/mm²	70 Kg/mm²	Plus	12,70	120 Kg/mm²	12,70	120 Kg/mm²	Al	BRASS		PRODUCTION
Ø mm	L1 x L2	€	€	€	€	€	€	€	€	€	€	€
6,85	109 x 69	5,64										
6,90	109 x 69	5,65	5,65			7,40						7,86
6,95	109 x 69	5,65										
7,00	109 x 69	3,82	3,82	4,31		6,52		9,65	6,03	7,19	9,55	6,94
7,05	109 x 69	5,94										
7,10	109 x 69	5,93	5,93			9,42						8,14
7,14	9/32"	5,68				8,89						
7,15	109 x 69	5,95										
7,20	109 x 69	5,93	5,93			9,42					10,02	8,14
7,25	109 x 69	4,89	4,89	5,44		8,84		13,12	9,83	13,58		7,60
7,30	109 x 69	5,94	5,94			9,45						8,14
7,35	109 x 69	5,93										
7,40	109 x 69	5,94	5,94	6,65		9,45						8,14
7,45	109 x 69	6,09										
7,50	109 x 69	4,07	4,07	4,54		6,95		10,30	6,45	8,40	10,02	7,10
7,54	19/64"	6,63				10,76						
7,55	117 x 75	7,05										
7,60	117 x 75	6,99	6,99			11,36						8,94
7,65	117 x 75	7,05										
7,70	117 x 75	6,99	6,99			11,33						8,94
7,75	117 x 75	5,40	5,40	6,04		10,70		15,90	12,49	18,12		8,04
7,80	117 x 75	7,10	7,10	7,98		11,33						8,96
7,85	117 x 75	7,11										
7,90	117 x 75	7,10	7,10	7,98		11,39						8,96
7,94	5/16"	6,08				10,74						
7,95	117 x 75	7,10										
8,00	117 x 75	4,64	4,64	5,21		8,16		12,50	7,51	8,93	11,47	7,43
8,05	117 x 75	7,25										
8,10	117 x 75	7,25	7,25			10,86						9,81

FULLY GROUND TWIST DRILLS

10 U. Ø 0,20 -Ø 10,50 mm

6 U. Ø 10,60 -Ø 14 mm

1 U. Ø 14,10 -Ø 20 mm

1 U. BC9-BC99
BC7-BC98-BC42

		BTX	TTX	BC51	BC95	BC55	BC57	BC50	BC7	BC98	BC42
	MATERIAL	HSSCo 5%	HSS	HSSCo 5%	HSSCo 5%	HSSCo 5%	HSSCo 5%	HSSCo 5%	CARBIDE TIPPED	CARBIDE TIPPED	SOLID CARBIDE
	SHARPENING	Ø ≥ 3	Ø ≥ 3								
	POINT ANGLE	135°	135°	135°	130°	135°	135°	118°	118°	135°	135°
	HELIX ANGLE	38° "S"	38° "S"	30° "N"	Ø ≥ 3	38° "S"	38° "S"	38° "N"	30° "N"	30° "N"	35° "N"
	COATING	GOLD	TiAlSiN	TiAlN	GOLD OX	BRIGHT	TiAlN	TiAlN	BRIGHT	BRIGHT	BRIGHT
	APPLICATION	120 Kg/mm²	80 Kg/mm²	HIGH PERFORMANCE	INOX	INOX	INOX	INOX Plus	CAST IRON	70 HRc	HIGH PERFORMANCE
Ø mm	L1 x L2	€	€	€	€	€	€	€	€	€	€
6,85	109 x 69										
6,90	109 x 69					12,52			27,81	20,54	86,24
6,95	109 x 69										
7,00	109 x 69	7,08	6,73	11,13	7,58	10,25	16,85	16,22	27,74	19,21	69,15
7,05	109 x 69										
7,10	109 x 69					15,16			29,16	22,13	98,64
7,14	9/32"										
7,15	109 x 69										
7,20	109 x 69					14,52	20,95		29,16		98,64
7,25	109 x 69				8,04				29,16		
7,30	109 x 69					15,45			29,16		98,64
7,35	109 x 69										
7,40	109 x 69					15,45			29,16		98,64
7,45	109 x 69										
7,50	109 x 69	7,52	7,14	11,44	8,04	10,96	17,57	18,67	28,64	20,18	73,86
7,54	19/64"										
7,55	117 x 75										
7,60	117 x 75					15,89			31,32		98,64
7,65	117 x 75										
7,70	117 x 75					17,69			31,32		98,64
7,75	117 x 75				8,81				31,32		
7,80	117 x 75					17,69	24,92		31,32		98,64
7,85	117 x 75										
7,90	117 x 75					17,69			31,32		98,64
7,94	5/16"										
7,95	117 x 75										
8,00	117 x 75	8,81	8,36	12,12	9,43	12,85	19,39	19,73	29,17	22,55	84,35
8,05	117 x 75										
8,10	117 x 75					18,63			33,46		114,74

FULLY GROUND TWIST DRILLS

DIN 338

		BC2	BC82	BC02	BC9	BC5	BC99	BC58	BC16	BC66	BC15	BC18
	MATERIAL	HSS	HSS	HSS-G	HSS	HSSCo 5%	HSSCo 5%	HSSCo 8%	HSS	HSS	HSS	HSS
	SHARPENING											
	POINT ANGLE	118°	118°	118°	118°	135°	135°	135°	135°	118°	118°	118°
	HELIX ANGLE	30° "N"	30° "N"	30° "N"	30° "N"	30° "N"	30° "N"	30° "N"	40° "W"	15° "H"	30° "N"	30° "N"
	COATING	OX	BRIGHT	GOLD OX	OX	GOLD	GOLD	GOLD	BRIGHT	BRIGHT	OX	TiN
	APPLICATION	70 Kg/mm²	70 Kg/mm²	Plus	12,70	120 Kg/mm²	12,70	120 Kg/mm²	Al	BRASS		PRODUCTION
Ø mm	L1 x L2	€	€	€	€	€	€	€	€	€	€	€
8,15	117 x 75	7,24										
8,20	117 x 75	7,23	7,23	8,14		10,86						9,81
8,25	117 x 75	5,44	5,44	6,09		10,23		15,74	12,11	16,90		8,83
8,30	117 x 75	7,52	7,52	8,49		10,86						10,04
8,33	21/64"	7,17				10,29						
8,35	117 x 75	7,57										
8,40	117 x 75	7,59	7,59			10,86						10,04
8,45	117 x 75	7,59										
8,50	117 x 75	5,01	5,01	5,65		8,48		13,01	7,89	10,36	12,40	8,46
8,55	125 x 81	9,49										
8,60	125 x 81	9,48	9,48	10,68		13,82						11,27
8,65	125 x 81	9,48										
8,70	125 x 81	9,46	9,46			13,82		22,06				11,27
8,73	11/32"	6,89				12,27						
8,75	125 x 81	7,30	7,30	8,20		13,01		20,06	15,22	19,54		10,02
8,80	125 x 81	9,51	9,51	10,75		13,82						11,28
8,85	125 x 81	9,52										
8,90	125 x 81	9,51	9,51			13,82						11,28
8,95	125 x 81	9,52										
9,00	125 x 81	6,14	6,14	6,86		10,80		16,60	9,98	11,00	15,10	9,07
9,05	125 x 81	9,59										
9,10	125 x 81	9,55	9,55			15,34						11,33
9,13	23/64"	9,09				14,52						
9,15	125 x 81	9,59										
9,20	125 x 81	9,59	9,59			15,32						11,33
9,25	125 x 81	7,36	7,36	8,28		14,33		22,18	16,87	26,58		10,02
9,30	125 x 81	8,93	8,93			15,33						10,95
9,35	125 x 81	11,85										
9,40	125 x 81	8,93	8,93			15,30						10,95
9,45	125 x 81	8,94										

FULLY GROUND TWIST DRILLS

10 U. Ø 0,20 -Ø 10,50 mm

6 U. Ø 10,60 -Ø 14 mm

1 U. Ø 14,10 -Ø 20 mm

1 U. BC9-BC99
BC7-BC98-BC42

		BTX	TTX	BC51	BC95	BC55	BC57	BC50	BC7	BC98	BC42
	MATERIAL	HSSCo 5%	HSS	HSSCo 5%	HSSCo 5%	HSSCo 5%	HSSCo 5%	HSSCo 5%	CARBIDE TIPPED	CARBIDE TIPPED	SOLID CARBIDE
	SHARPENING	Ø ≥ 3	Ø ≥ 3								
	POINT ANGLE	135°	135°	135°	130°	135°	135°	118°	118°	135°	135°
	HELIX ANGLE	38° "S"	38° "S"	30° "N"	Ø ≥ 3	38° "S"	38° "S"	38° "N"	30° "N"	30° "N"	35° "N"
	COATING	GOLD	TiAlSiN	TiAlN	GOLD OX	BRIGHT	TiAlN	TiAlN	BRIGHT	BRIGHT	BRIGHT
	APPLICATION	120 Kg/mm²	80 Kg/mm²	HIGH PERFORMANCE	INOX	INOX	INOX	INOX Plus	CAST IRON	70 HRc	HIGH PERFORMANCE
Ø mm	L1 x L2	€	€	€	€	€	€	€	€	€	€
8,15	117 x 75										
8,20	117 x 75					17,37	25,07		33,46		114,74
8,25	117 x 75				9,63				33,46		
8,30	117 x 75					18,46			33,46		114,74
8,33	21/64"										
8,35	117 x 75										
8,40	117 x 75					18,46			33,46		114,74
8,45	117 x 75										
8,50	117 x 75	9,19	8,72	13,58	9,83	13,32	21,07	24,17	31,98	22,55	99,76
8,55	125 x 81										
8,60	125 x 81					18,81			35,93	27,27	133,01
8,65	125 x 81										
8,70	125 x 81					21,89			35,93		133,01
8,73	11/32"										
8,75	125 x 81				11,70				35,93		
8,80	125 x 81					21,40	29,02		35,93		133,01
8,85	125 x 81										
8,90	125 x 81					21,89			35,93		133,01
8,95	125 x 81										
9,00	125 x 81	11,70	11,12	15,03	12,54	17,00	24,78	25,67	31,92	24,45	110,28
9,05	125 x 81										
9,10	125 x 81				12,62	26,93			38,85		146,12
9,13	23/64"										
9,15	125 x 81										
9,20	125 x 81				12,62	26,93	31,27		38,85		146,12
9,25	125 x 81				12,62				38,85		
9,30	125 x 81				12,62	26,93			38,85		146,12
9,35	125 x 81										
9,40	125 x 81					26,93			38,85		146,12
9,45	125 x 81										

FULLY GROUND TWIST DRILLS

DIN 338

		BC2	BC82	BC02	BC9	BC5	BC99	BC58	BC16	BC66	BC15	BC18
	MATERIAL	HSS	HSS	HSS-G	HSS	HSSCo 5%	HSSCo 5%	HSSCo 8%	HSS	HSS	HSS	HSS
	SHARPENING											
	POINT ANGLE	118°	118°	118°	118°	135°	135°	135°	135°	118°	118°	118°
	HELIX ANGLE	30° "N"	30° "N"	30° "N"	30° "N"	30° "N"	30° "N"	30° "N"	40° "W"	15° "H"	30° "N"	30° "N"
	COATING	OX	BRIGHT	GOLD OX	OX	GOLD	GOLD	GOLD	BRIGHT	BRIGHT	OX	TiN
	APPLICATION	70 Kg/mm²	70 Kg/mm²	Plus	12,70	120 Kg/mm²	12,70	120 Kg/mm²	Al	BRASS		PRODUCTION
Ø mm	L1 x L2	€	€	€	€	€	€	€	€	€	€	€
9,50	125 x 81	6,66	6,66	7,45		11,17		17,18	10,38	12,89	16,42	9,46
9,52	3/8"	6,26				10,64						
9,55	133 x 87	11,51										
9,60	133 x 87	11,36	11,36			17,97						12,58
9,65	133 x 87	11,51										
9,70	133 x 87	11,36	11,36			17,97						12,47
9,75	133 x 87	8,29	8,29	9,39		16,93		26,16	16,97	28,85		10,71
9,80	133 x 87	11,12	11,12			17,97						12,39
9,85	133 x 87	11,24										
9,90	133 x 87	11,24	11,24	12,65		17,97						12,39
9,92	25/64"	10,71				16,97						
9,95	133 x 87	11,23										
10,00	133 x 87	7,18	7,18	8,02	12,08	12,34		18,97	11,48	13,39	17,70	9,80
10,10	133 x 87	9,59	9,59	10,79		20,67						
10,20	133 x 87	8,94	8,94	10,01		17,43		34,31				17,20
10,25	133 x 87	9,98	9,98	12,39	15,92	21,32		34,31	18,85	32,89		17,46
10,30	133 x 87	11,19	11,19	12,50		20,72						
10,32	13/32"	10,71				19,64						
10,40	133 x 87	11,19	11,19			20,67						
10,50	133 x 87	8,92	8,92	9,98	13,52	17,44	26,51	27,91	15,32	16,09	24,19	16,34
10,60	133 x 87	12,33	12,33			24,04						
10,70	142 x 94	12,33	12,33			24,04						
10,72	27/64"	10,98				23,56						
10,75	142 x 94	11,53	11,53	12,75	18,00	24,98		39,92	22,04	30,03		18,01
10,80	142 x 94	13,68	13,68			24,04						
10,90	142 x 94	13,68	13,68			24,09						
11,00	142 x 94	10,41	10,41	11,68	15,32	19,26	28,33	30,78	16,63	17,91	27,73	17,26
11,10	142 x 94	13,96	13,96			27,43						
11,11	7 / 16"	13,28				25,87						
11,20	142 x 94	13,96	13,96			27,43						

FULLY GROUND TWIST DRILLS

10 U. Ø 0,20 -Ø 10,50 mm

6 U. Ø 10,60 -Ø 14 mm

1 U. Ø 14,10 -Ø 20 mm

1 U. BC9-BC99
BC7-BC98-BC42

		BTX	TTX	BC51	BC95	BC55	BC57	BC50	BC7	BC98	BC42
	MATERIAL	HSSCo 5%	HSS	HSSCo 5%	HSSCo 5%	HSSCo 5%	HSSCo 5%	HSSCo 5%	CARBIDE TIPPED	CARBIDE TIPPED	SOLID CARBIDE
	SHARPENING	Ø ≥ 3	Ø ≥ 3								
	POINT ANGLE	135°	135°	135°	130°	135°	135°	118°	118°	135°	135°
	HELIX ANGLE	38° "S"	38° "S"	30° "N"	Ø ≥ 3	38° "S"	38° "S"	38° "N"	30° "N"	30° "N"	35° "N"
	COATING	GOLD	TiAlSiN	TiAlN	GOLD OX	BRIGHT	TiAlN	TiAlN	BRIGHT	BRIGHT	BRIGHT
	APPLICATION	120 Kg/mm²	80 Kg/mm²	HIGH PERFORMANCE	INOX	INOX	INOX	INOX Plus	CAST IRON	70 HRc	HIGH PERFORMANCE
Ø mm	L1 x L2	€	€	€	€	€	€	€	€	€	€
9,50	125 x 81	12,12	11,52	15,26	12,98	17,65	25,20	29,10	34,81	26,67	122,61
9,52	3/8"										
9,55	133 x 87										
9,60	133 x 87					26,93			41,66		154,97
9,65	133 x 87										
9,70	133 x 87					26,93			41,66		154,97
9,75	133 x 87								41,66		
9,80	133 x 87					26,80	34,53		41,66		154,97
9,85	133 x 87										
9,90	133 x 87					29,10			41,66		154,97
9,92	25/64"										
9,95	133 x 87										
10,00	133 x 87	13,34	12,66	16,01	14,28	19,46	27,11	32,08	34,90	27,37	132,55
10,10	133 x 87								46,67		
10,20	133 x 87	17,99	17,10	27,58	19,27	29,10	43,78	37,35	44,96	35,42	153,23
10,25	133 x 87				19,28				46,67		
10,30	133 x 87								46,67	35,42	
10,32	13/32"										
10,40	133 x 87								46,67		
10,50	133 x 87	18,00	17,11	27,55	19,28	27,57	43,08	37,88	41,70	35,15	146,86
10,60	133 x 87								49,64		
10,70	142 x 94								49,64		
10,72	27/64"										
10,75	142 x 94				21,17				49,64		
10,80	142 x 94					38,74			49,64		
10,90	142 x 94								49,64		
11,00	142 x 94	19,88	18,88	28,72	21,27	30,49	45,63	40,24	44,81	35,30	174,88
11,10	142 x 94				23,95				53,17		
11,11	7 / 16"										
11,20	142 x 94				23,95	47,03			53,17		

FULLY GROUND TWIST DRILLS

DIN 338

		BC2	BC82	BC02	BC9	BC5	BC99	BC58	BC16	BC66	BC15	BC18
	MATERIAL	HSS	HSS	HSS-G	HSS	HSSCo 5%	HSSCo 5%	HSSCo 8%	HSS	HSS	HSS	HSS
	SHARPENING											
	POINT ANGLE	118°	118°	118°	118°	135°	135°	135°	135°	118°	118°	118°
	HELIX ANGLE	30° "N"	30° "N"	30° "N"	30° "N"	30° "N"	30° "N"	30° "N"	40° "W"	15° "H"	30° "N"	30° "N"
	COATING	OX	BRIGHT	GOLD OX	OX	GOLD	GOLD	GOLD	BRIGHT	BRIGHT	OX	TiN
	APPLICATION	70 Kg/mm²	70 Kg/mm²	Plus	12,70	120 Kg/mm²	12,70	120 Kg/mm²	Al	BRASS		PRODUCTION
Ø mm	L1 x L2	€	€	€	€	€	€	€	€	€	€	€
11,25	142 x 94	11,83	11,83	13,72	19,04	28,45		46,82	29,02	39,55		18,17
11,30	142 x 94	13,68	13,68			27,41						
11,40	142 x 94	13,68	13,68			27,43						
11,50	142 x 94	11,12	11,12	12,49	16,17	23,04	30,63	39,37	19,66	21,53	32,78	17,75
11,51	29/64"	10,59				21,85						
11,60	142 x 94	13,68	13,68			28,31						
11,70	142 x 94	13,68	13,68			28,31						
11,75	142 x 94	11,83	11,83	14,13	20,74	29,42		50,38	28,47	39,55		18,17
11,80	142 x 94	14,99	14,99			28,31						
11,90	151 x 101	14,99	14,99			28,31						
11,91	15/32"	14,27				26,83						
12,00	151 x 101	12,38	12,38	13,95	17,70	24,57	32,84	42,19	21,08	23,32	32,96	18,53
12,10	151 x 101	17,45	17,45			32,90						
12,20	151 x 101	17,45	17,45			32,90						
12,25	151 x 101	15,42	15,42	17,31	22,52	34,04		60,14	39,57	53,91		23,20
12,30	151 x 101	16,43	16,43			32,90						
12,40	151 x 101	16,43	16,43			32,90						
12,50	151 x 101	13,63	13,63	15,27	19,20	30,01	39,96	52,93	23,45	26,45	40,17	22,01
12,60	151 x 101	17,04	17,04			34,20						
12,70	1/2"	15,08				32,57						
12,75	151 x 101	15,15	15,15	17,30	23,21	35,54		62,81	43,67	59,87		23,02
12,80	151 x 101	19,01	19,01			34,20						
12,90	151 x 101	19,01	19,01			34,20						
13,00	151 x 101	14,12	14,12	15,73	19,73	30,70	42,17	53,67	23,79	28,45	41,58	22,35
13,10	151 x 101	19,46	19,46									
13,20	151 x 101	19,46	19,46									
13,25	160 x 108	22,20	22,20		28,22	42,50						
13,30	160 x 108	30,13	30,13									
13,40	160 x 108	30,13	30,13									
13,49	17/32"	19,06				32,23						

FULLY GROUND TWIST DRILLS

10 U. Ø 0,20 -Ø 10,50 mm

6 U. Ø 10,60 -Ø 14 mm

1 U. Ø 14,10 -Ø 20 mm

1 U. BC9-BC99
BC7-BC98-BC42

		BTX	TTX	BC51	BC95	BC55	BC57	BC50	BC7	BC98	BC42
	MATERIAL	HSSCo 5%	HSS	HSSCo 5%	HSSCo 5%	HSSCo 5%	HSSCo 5%	HSSCo 5%	CARBIDE TIPPED	CARBIDE TIPPED	SOLID CARBIDE
	SHARPENING	Ø ≥ 3	Ø ≥ 3								
	POINT ANGLE	135°	135°	135°	130°	135°	135°	118°	118°	135°	135°
	HELIX ANGLE	38° "S"	38° "S"	30° "N"	Ø ≥ 3	38° "S"	38° "S"	38° "N"	30° "N"	30° "N"	35° "N"
	COATING	GOLD	TiAlSiN	TiAlN	GOLD OX	BRIGHT	TiAlN	TiAlN	BRIGHT	BRIGHT	BRIGHT
	APPLICATION	120 Kg/mm²	80 Kg/mm²	HIGH PERFORMANCE	INOX	INOX	INOX	INOX Plus	CAST IRON	70 HRc	HIGH PERFORMANCE
Ø mm	L1 x L2	€	€	€	€	€	€	€	€	€	€
11,25	142 x 94				23,95				53,17		
11,30	142 x 94				23,95				53,17		
11,40	142 x 94								53,17		
11,50	142 x 94	22,88	21,73	30,50	24,49	36,31	51,32	46,15	51,50	40,57	193,19
11,51	29/64"										
11,60	142 x 94								58,62	44,50	
11,70	142 x 94								58,62		
11,75	142 x 94				25,86				58,62		
11,80	142 x 94					48,51			58,62		
11,90	151 x 101								58,62		
11,91	15/32"										
12,00	151 x 101	24,53	23,30	31,55	26,25	38,74	53,95	48,08	51,23	40,38	230,19
12,10	151 x 101								61,73	46,84	
12,20	151 x 101								61,73		
12,25	151 x 101								61,73		
12,30	151 x 101								61,73		
12,40	151 x 101								61,73		
12,50	151 x 101	29,93	28,45	39,00	32,04	48,57	58,32	54,41	61,43		314,51
12,60	151 x 101								65,21		
12,70	1/2"								65,21		
12,75	151 x 101								65,21		
12,80	151 x 101								65,21		
12,90	151 x 101								65,21		
13,00	151 x 101	30,37	28,85	39,57	32,52	49,92	67,38	58,57	61,32		248,91
13,10	151 x 101										
13,20	151 x 101										
13,25	160 x 108										
13,30	160 x 108										
13,40	160 x 108										
13,49	17/32"										

FULLY GROUND TWIST DRILLS

DIN 338

		BC2	BC82	BC02	BC9	BC5	BC99	BC58	BC16	BC66	BC15	BC18
	MATERIAL	HSS	HSS	HSS-G	HSS	HSSCo 5%	HSSCo 5%	HSSCo 8%	HSS	HSS	HSS	HSS
	SHARPENING											
	POINT ANGLE	118°	118°	118°	118°	135°	135°	135°	135°	118°	118°	118°
	HELIX ANGLE	30° "N"	30° "N"	30° "N"	30° "N"	30° "N"	30° "N"	30° "N"	40° "W"	15° "H"	30° "N"	30° "N"
	COATING	OX	BRIGHT	GOLD OX	OX	GOLD	GOLD	GOLD	BRIGHT	BRIGHT	OX	TiN
	APPLICATION	70 Kg/mm²	70 Kg/mm²	Plus	12,70	120 Kg/mm²	12,70	120 Kg/mm²	Al	BRASS		PRODUCTION
Ø mm	L1 x L2	€	€	€	€	€	€	€	€	€	€	€
13,50	160 x 108	20,01	20,01	22,45	26,32	33,84	44,78	59,16				27,26
13,60	160 x 108	30,13	30,13									
13,70	160 x 108	30,13	30,13									
13,75	160 x 108	22,45	22,45		30,26	42,50						
13,80	160 x 108	28,72	28,72									
13,89	35/64"	27,48				38,05						
13,90	160 x 108	28,84	28,84									
14,00	160 x 108	21,43	21,43	24,03	27,95	33,44	47,08	58,48				28,17
14,10	169 x 114	30,74										
14,20	169 x 114	30,74										
14,25	169 x 114	25,14	25,14		32,31	55,80						
14,29	9/16"	29,78				42,08						
14,30	169 x 114	31,27										
14,40	169 x 114	31,27										
14,50	169 x 114	23,15	23,15		30,22	47,44	63,18	82,92				29,21
14,60	169 x 114	31,85										
14,68	37/64"	23,94				53,15						
14,70	169 x 114	31,85										
14,75	169 x 114	25,14	25,14		37,11	55,80						
14,80	169 x 114	30,69										
14,90	169 x 114	30,69										
15,00	169 x 114	23,36	23,36	26,17	30,51	48,15	65,98	84,16				29,48
15,08	19/32"	22,25				45,86						
15,25	178 x 120	34,22			38,68	77,03						
15,48	39/64"	33,09				73,36						
15,50	178 x 120	27,36	27,36		35,24	55,69	73,63	97,31				32,06
15,75	178 x 120	34,75			40,08	77,01						
15,88	5/8"	27,08				55,06						
16,00	178 x 120	28,44	28,44		36,52	57,80	75,85	101,15				32,69
16,25	184 x 125	51,10			47,02							

FULLY GROUND TWIST DRILLS

10 U. Ø 0,20 -Ø 10,50 mm

6 U. Ø 10,60 -Ø 14 mm

1 U. Ø 14,10 -Ø 20 mm

1 U. BC9-BC99
BC7-BC98-BC42

		BTX	TTX	BC51	BC95	BC55	BC57	BC50	BC7	BC98	BC42
	MATERIAL	HSSCo 5%	HSS	HSSCo 5%	HSSCo 5%	HSSCo 5%	HSSCo 5%	HSSCo 5%	CARBIDE TIPPED	CARBIDE TIPPED	SOLID CARBIDE
	SHARPENING	Ø ≥ 3	Ø ≥ 3								
	POINT ANGLE	135°	135°	135°	130°	135°	135°	118°	118°	135°	135°
	HELIX ANGLE	38° "S"	38° "S"	30° "N"	Ø ≥ 3	38° "S"	38° "S"	38° "N"	30° "N"	30° "N"	35° "N"
	COATING	GOLD	TiAlSiN	TiAlN	GOLD OX	BRIGHT	TiAlN	TiAlN	BRIGHT	BRIGHT	BRIGHT
	APPLICATION	120 Kg/mm²	80 Kg/mm²	HIGH PERFORMANCE	INOX	INOX	INOX	INOX Plus	CAST IRON	70 HRc	HIGH PERFORMANCE
Ø mm	L1 x L2	€	€	€	€	€	€	€	€	€	€
13,50	160 x 108								70,19		
13,60	160 x 108										
13,70	160 x 108										
13,75	160 x 108										
13,80	160 x 108										
13,89	35/64"										
13,90	160 x 108										
14,00	160 x 108								71,38		
14,10	169 x 114										
14,20	169 x 114										
14,25	169 x 114										
14,29	9/16"										
14,30	169 x 114										
14,40	169 x 114										
14,50	169 x 114								79,71		
14,60	169 x 114										
14,68	37/64"										
14,70	169 x 114										
14,75	169 x 114										
14,80	169 x 114										
14,90	169 x 114										
15,00	169 x 114								81,72		
15,08	19/32"										
15,25	178 x 120										
15,48	39/64"										
15,50	178 x 120								99,26		
15,75	178 x 120										
15,88	5/8"										
16,00	178 x 120								94,28		
16,25	184 x 125										

FULLY GROUND TWIST DRILLS

DIN 338

		BC2	BC82	BC02	BC9	BC5	BC99	BC58	BC16	BC66	BC15	BC18
	MATERIAL	HSS	HSS	HSS-G	HSS	HSSCo 5%	HSSCo 5%	HSSCo 8%	HSS	HSS	HSS	HSS
	SHARPENING											
	POINT ANGLE	118°	118°	118°	118°	135°	135°	135°	135°	118°	118°	118°
	HELIX ANGLE	30° "N"	30° "N"	30° "N"	30° "N"	30° "N"	30° "N"	30° "N"	40° "W"	15° "H"	30° "N"	30° "N"
	COATING	OX	BRIGHT	GOLD OX	OX	GOLD	GOLD	GOLD	BRIGHT	BRIGHT	OX	TiN
	APPLICATION	70 Kg/mm²	70 Kg/mm²	Plus	12,70	120 Kg/mm²	12,70	120 Kg/mm²	Al	BRASS		PRODUCTION
Ø mm	L1 x L2	€	€	€	€	€	€	€	€	€	€	€
16,50	184 x 125	33,09	33,09		40,91	66,00	86,48					
16,75	184 x 125	53,53			46,12							
17,00	184 x 125	33,14	33,14		40,91	66,00	87,05					
17,25	191 x 130	55,54			51,94							
17,50	191 x 130	37,98	37,98		46,56	73,12	95,82					
17,75	191 x 130	61,51			54,79							
18,00	191 x 130	40,23	40,23		49,08	79,66	104,99					
18,25	198 x 135	60,34			66,86							
18,50	198 x 135	44,61	44,61		54,16	87,98	117,15					
18,75	198 x 135	62,01			61,85							
19,00	198 x 135	44,61	44,61		54,16	87,98	116,14					
19,25	205 x 140	81,03			66,02							
19,50	205 x 140	47,98	47,98		58,77	97,58	128,69					
19,75	205 x 140	78,88			73,94							
20,00	205 x 140	54,48	54,48		70,34	104,72	137,87					
20,50	205 x 140				81,59		148,50					
21,00	205 x 140				74,49		150,54					
21,50	209 x 140				86,62		165,65					
22,00	209 x 140				82,35		168,11					
22,50	214 x 140				88,10		179,80					
23,00	214 x 140				90,19		184,26					
23,50	220 x 145				100,12		204,54					
24,00	220 x 145				98,99		207,58					
24,50	225 x 150				106,65		223,65					
25,00	225 x 150				108,25		222,63					
26,00	243 x 157				129,85		323,98					
27,00	243 x 157				139,46		332,70					
28,00	253 x 167				144,28		366,53					
29,00	253 x 167				169,38		394,21					
30,00	258 x 171				178,06		408,02					

FULLY GROUND TWIST DRILLS

10 U. Ø 0,20 -Ø 10,50 mm

6 U. Ø 10,60 -Ø 14 mm

1 U. Ø 14,10 -Ø 20 mm

1 U. BC9-BC99
BC7-BC98-BC42

		BTX	TTX	BC51	BC95	BC55	BC57	BC50	BC7	BC98	BC42
MATERIAL		HSSCo 5%	HSS	HSSCo 5%	HSSCo 5%	HSSCo 5%	HSSCo 5%	HSSCo 5%	CARBIDE TIPPED	CARBIDE TIPPED	SOLID CARBIDE
SHARPENING		Ø≥3	Ø≥3								
POINT ANGLE		135°	135°	135°	130°	135°	135°	118°	118°	135°	135°
HELIX ANGLE		38° "S"	38° "S"	30° "N"	Ø≥3	38° "S"	38° "S"	38° "N"	30° "N"	30° "N"	35° "N"
COATING		GOLD	TiAlSiN	TiAlN	GOLD OX	BRIGHT	TiAlN	TiAlN	BRIGHT	BRIGHT	BRIGHT
APPLICATION		120 Kg/mm²	80 Kg/mm²	HIGH PERFORMANCE	INOX	INOX	INOX	INOX Plus	CAST IRON	70 HRc	HIGH PERFORMANCE
Ø mm	L1 x L2	€	€	€	€	€	€	€	€	€	€
16,50	184 x 125								137,82		
16,75	184 x 125										
17,00	184 x 125								103,50		
17,25	191 x 130										
17,50	191 x 130								154,54		
17,75	191 x 130										
18,00	191 x 130								113,83		
18,25	198 x 135										
18,50	198 x 135								184,24		
18,75	198 x 135										
19,00	198 x 135								138,34		
19,25	205 x 140										
19,50	205 x 140								209,68		
19,75	205 x 140										
20,00	205 x 140								157,45		
20,50	205 x 140										
21,00	205 x 140										
21,50	209 x 140										
22,00	209 x 140										
22,50	214 x 140										
23,00	214 x 140										
23,50	220 x 145										
24,00	220 x 145										
24,50	225 x 150										
25,00	225 x 150										
26,00	243 x 157										
27,00	243 x 157										
28,00	253 x 167										
29,00	253 x 167										
30,00	258 x 171										

SOLID CARBIDE REINFORCED SHANK DRILLS WITH & WITHOUT INTERNAL COOLING

NEW

Ref. BC84
Ref. BC97

SOLID CARBIDE | TOL D_1 m7 | TOL D_2 h6 | 135° | 30° "N" | TiAlN | HARDOX 450 | HIGH PERFORMANCE

3xD

5xD

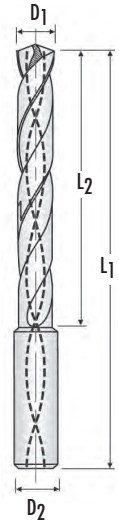

Recommended for HARDOX 450

DIN 6537K	D_1 mm	D_2 mm	L_1 mm	L_2 mm	BC84 €
BC840100	1,00	3	47	6,0	52,37
BC840110	1,10	3	47	6,6	52,37
BC840120	1,20	3	47	7,2	55,67
BC840130	1,30	3	47	7,8	55,67
BC840140	1,40	3	47	8,4	55,67
BC840150	1,50	3	47	9,0	55,67
BC840160	1,60	3	47	9,6	58,71
BC840170	1,70	3	47	10,2	58,71
BC840180	1,80	3	52	10,8	58,71
BC840190	1,90	3	52	11,4	58,71
BC840200	2,00	4	59	12,0	66,44
BC840210	2,10	4	59	12,6	66,44
BC840220	2,20	4	59	13,2	66,44
BC840230	2,30	4	59	13,8	66,44
BC840240	2,40	4	59	14,4	71,62
BC840250	2,50	4	59	15,0	71,62
BC840260	2,60	4	59	15,6	71,62
BC840270	2,70	4	59	16,2	71,62
BC840280	2,80	4	59	16,8	74,15
BC840290	2,90	4	59	17,4	74,15

DIN 6537L	D_1 mm	D_2 mm	L_1 mm	L_2 mm	BC97 €
BC970100	1,00	3	47	8,0	53,11
BC970110	1,10	3	47	8,8	55,67
BC970120	1,20	3	52	10,8	58,71
BC970130	1,30	3	52	11,7	60,76
BC970140	1,40	3	52	12,6	60,76
BC970150	1,50	3	52	13,5	60,76
BC970160	1,60	3	52	14,4	66,44
BC970170	1,70	3	52	15,3	66,44
BC970180	1,80	3	52	16,2	66,44
BC970190	1,90	3	52	17,1	66,44
BC970200	2,00	4	63	18,0	74,15
BC970210	2,10	4	63	18,9	74,15
BC970220	2,20	4	63	19,8	74,15
BC970230	2,30	4	63	20,7	75,46
BC970240	2,40	4	63	21,6	77,99
BC970250	2,50	4	63	22,5	77,99
BC970260	2,60	4	67	23,4	80,52
BC970270	2,70	4	67	24,3	80,52
BC970280	2,80	4	67	25,2	83,14
BC970290	2,90	4	67	26,1	83,14

SOLID CARBIDE REINFORCED SHANK DRILLS WITH & WITHOUT INTERNAL COOLING

Ref. BC84
Ref. BC83

3xD | DIN 6537K | SOLID CARBIDE | TOL D_1 m7 | TOL D_2 h6 | 135° | 30° "N" | TiAlN | HARDOX 450 | HIGH PERFORMANCE

Recommended for HARDOX 450

BC84 BC83

	D_1 mm	D_2 mm	L_1 mm	L_2 mm	BC84 €		BC83 €
BC840300	3,00	6	62	20	49,57	BC830300	87,80
BC840310	3,10	6	62	20	49,57	BC830310	87,80
BC840320	3,20	6	62	20	49,57	BC830320	87,80
BC840340	3,40	6	62	20	49,57	BC830300	87,80
BC840350	3,50	6	62	20	49,57	BC830350	87,80
BC840380	3,80	6	66	24	49,57	BC830380	87,80
BC840400	4,00	6	66	24	49,57	BC830400	87,80
BC840420	4,20	6	66	24	49,57	BC830420	87,80
BC840425	4,25	6	66	24	49,57	BC830425	87,80
BC840440	4,40	6	66	24	49,54	BC830440	87,80
BC840450	4,50	6	66	24	49,57	BC830450	87,80
BC840470	4,70	6	66	24	49,57	BC830470	87,80
BC840480	4,80	6	66	28	49,57	BC830480	87,80
BC840490	4,90	6	66	28	49,57	BC830490	87,80
BC840500	5,00	6	66	28	49,57	BC830500	87,80
BC840520	5,20	6	66	28	49,57	BC830520	87,80
BC840550	5,50	6	66	28	49,57	BC830550	87,80
BC840560	5,60	6	66	28	49,57	BC830560	87,80
BC840570	5,70	6	66	28	49,57	BC830570	87,80
BC840580	5,80	6	66	28	49,57	BC830580	87,80
BC840590	5,90	6	66	28	49,57	BC830590	87,80
BC840600	6,00	6	66	28	49,57	BC830600	87,80
BC840610	6,10	8	79	34	58,05	BC830610	104,30
BC840620	6,20	8	79	34	58,05	BC830620	104,30
BC840630	6,30	8	79	34	58,05	BC830630	104,30
BC840650	6,50	8	79	34	58,05	BC830650	104,30
BC840660	6,60	8	79	34	58,05	BC830660	104,30
BC840670	6,70	8	79	34	58,05	BC830670	104,30
BC840680	6,80	8	79	34	58,05	BC830680	104,30
BC840690	6,90	8	79	34	58,05	BC830690	104,30
BC840700	7,00	8	79	34	58,05	BC830700	104,30
BC840710	7,10	8	79	41	58,05	BC830710	104,30
BC840740	7,40	8	79	41	58,05	BC830740	104,30
BC840750	7,50	8	79	41	58,05	BC830750	104,30
BC840780	7,80	8	79	41	58,05	BC830780	104,30
BC840790	7,90	8	79	41	58,05	BC830790	104,30
BC840800	8,00	8	79	41	58,05	BC830800	104,30
BC840810	8,10	10	89	47	66,90	BC830810	116,83
BC840820	8,20	10	89	47	66,90	BC830820	116,83
BC840830	8,30	10	89	47	66,90	BC830830	116,83
BC840840	8,40	10	89	47	66,90	BC830840	116,83
BC840850	8,50	10	89	47	66,90	BC830850	116,83
BC840860	8,60	10	89	47	66,90	BC830860	116,83
BC840870	8,70	10	89	47	66,90	BC830870	116,83
BC840880	8,80	10	89	47	66,90	BC830880	116,83
BC840890	8,90	10	89	47	66,90	BC830890	116,83
BC840900	9,00	10	89	47	66,90	BC830900	116,83
BC840910	9,10	10	89	47	66,90	BC830910	116,83
BC840930	9,30	10	89	47	66,90	BC830930	116,83

	D_1 mm	D_2 mm	L_1 mm	L_2 mm	BC84 €		BC83 €
BC840940	9,4	10	89	47	66,90	BC830940	116,83
BC840950	9,5	10	89	47	66,90	BC830950	116,83
BC840960	9,6	10	89	47	66,90	BC830960	116,83
BC840970	9,7	10	89	47	66,90	BC830970	116,83
BC840980	9,8	10	89	47	66,90	BC830980	116,83
BC840990	9,9	10	89	47	66,90	BC830990	116,83
BC841000	10,0	10	89	47	66,90	BC831000	116,83
BC841020	10,2	12	102	55	100,34	BC831020	166,96
BC841040	10,4	12	102	55	100,34	BC831040	166,96
BC841050	10,5	12	102	55	100,34	BC831050	166,96
BC841060	10,6	12	102	55	100,34	BC831060	166,96
BC841070	10,7	12	102	55	100,34	BC831070	166,96
BC841080	10,8	12	102	55	100,34	BC831080	166,96
BC841100	11,0	12	102	55	100,34	BC831100	166,96
BC841110	11,1	12	102	55	100,34	BC831110	166,96
BC841120	11,2	12	102	55	100,34	BC831120	166,96
BC841130	11,3	12	102	55	100,34	BC831130	166,96
BC841150	11,5	12	102	55	100,34	BC831150	166,96
BC841170	11,7	12	102	55	100,34	BC831170	166,96
BC841180	11,8	12	102	55	100,34	BC831180	166,96
BC841200	12,0	12	102	55	100,34	BC831200	166,96
BC841210	12,1	14	107	60	133,80	BC831210	232,31
BC841230	12,3	14	107	60	133,80	BC831230	232,31
BC841240	12,4	14	107	60	133,80	BC831240	232,31
BC841250	12,5	14	107	60	133,80	BC831250	232,31
BC841270	12,7	14	107	60	133,80	BC831270	232,31
BC841280	12,8	14	107	60	133,80	BC831280	232,31
BC841300	13,0	14	107	60	133,80	BC831300	232,31
BC841310	13,1	14	107	60	133,80	BC831310	232,31
BC841330	13,3	14	107	60	133,80	BC831330	232,31
BC841350	13,5	14	107	60	133,80	BC831350	232,31
BC841370	13,7	14	107	60	133,80	BC831370	232,31
BC841380	13,8	14	107	60	133,80	BC831380	232,31
BC841400	14,0	14	107	60	133,80	BC831400	232,31
BC841450	14,5	16	115	65	167,53	BC831450	287,49
BC841470	14,7	16	115	65	167,53	BC831470	287,49
BC841480	14,8	16	115	65	167,53	BC831480	287,49
BC841500	15,0	16	115	65	167,53	BC831500	287,49
BC841550	15,5	16	115	65	167,53	BC831550	287,49
BC841600	16,0	16	115	65	167,53	BC831600	287,49
BC841650	16,5	18	123	73	256,09	BC831650	453,30
BC841700	17,0	18	123	73	256,09	BC831700	453,30
BC841750	17,5	18	123	73	256,09	BC831750	453,30
BC841800	18,0	18	123	73	256,09	BC831800	453,30
BC841850	18,5	20	131	79	312,68	BC831850	498,14
BC841900	19,0	20	131	79	312,68	BC831900	498,14
BC841950	19,5	20	131	79	312,68	BC831950	498,14
BC842000	20,0	20	131	79	312,68	BC832000	498,14

SOLID CARBIDE REINFORCED SHANK DRILLS WITH & WITHOUT INTERNAL COOLING

Ref. BC97
Ref. BC89

5xD | DIN 6537L | SOLID CARBIDE | TOL D_1 m7 | TOL D_2 h6 | 135° | 30° "N" | TiAlN | HARDOX 450 | HIGH PERFORMANCE

Recommended for HARDOX 450

BC97 BC89

	D_1 mm	D_2 mm	L_1 mm	L_2 mm	BC97 €		BC89 €
BC970300	3,0	6	66	28	57,57	BC890300	99,25
BC970310	3,1	6	66	28	57,57	BC890310	99,25
BC970320	3,2	6	66	28	57,57	BC890320	99,25
BC970340	3,4	6	66	28	57,57	BC890340	99,25
BC970350	3,5	6	66	28	57,57	BC890350	99,25
BC970360	3,6	6	66	28	57,57	BC890360	99,25
BC970380	3,8	6	74	36	57,57	BC890380	99,25
BC970390	3,9	6	74	36	57,57	BC890390	99,25
BC970400	4,0	6	74	36	57,57	BC890400	99,25
BC970420	4,2	6	74	36	57,57	BC890420	99,25
BC970440	4,4	6	74	36	57,57	BC890440	99,25
BC970450	4,5	6	74	36	57,57	BC890450	99,25
BC970460	4,6	6	74	36	57,57	BC890460	99,25
BC970470	4,7	6	74	36	57,57	BC890470	99,25
BC970480	4,8	6	82	44	57,57	BC890480	99,25
BC970490	4,9	6	82	44	57,57	BC890490	99,25
BC970500	5,0	6	82	44	57,57	BC890500	99,25
BC970520	5,2	6	82	44	57,57	BC890520	99,25
BC970530	5,3	6	82	44	57,57	BC890530	99,25
BC970540	5,4	6	82	44	57,57	BC890540	99,25
BC970550	5,5	6	82	44	57,57	BC890550	99,25
BC970560	5,6	6	82	44	57,57	BC890560	99,25
BC970570	5,7	6	82	44	57,57	BC890570	99,25
BC970580	5,8	6	82	44	57,57	BC890580	99,25
BC970590	5,9	6	82	44	57,57	BC890590	99,25
BC970600	6,0	6	82	44	57,57	BC890600	99,25
BC970610	6,1	8	91	53	63,06	BC890610	111,20
BC970620	6,2	8	91	53	63,06	BC890620	111,20
BC970630	6,3	8	91	53	63,06	BC890630	111,20
BC970640	6,4	8	91	53	63,06	BC890640	111,20
BC970650	6,5	8	91	53	63,06	BC890650	111,20
BC970660	6,6	8	91	53	63,06	BC890660	111,20
BC970670	6,7	8	91	53	63,06	BC890670	111,20
BC970680	6,8	8	91	53	63,06	BC890680	111,20
BC970690	6,9	8	91	53	63,06	BC890690	111,20
BC970700	7,0	8	91	53	63,06	BC890700	111,20
BC970710	7,1	8	91	53	63,06	BC890710	111,20
BC970720	7,2	8	91	53	63,06	BC890720	111,20
BC970730	7,3	8	91	53	63,06	BC890730	111,20
BC970740	7,4	8	91	53	63,06	BC890740	111,20
BC970750	7,5	8	91	53	63,06	BC890750	111,20
BC970760	7,6	8	91	53	63,06	BC890760	111,20
BC970770	7,7	8	91	53	63,06	BC890770	111,20
BC970780	7,8	8	91	53	63,06	BC890780	111,20
BC970790	7,9	8	91	53	63,06	BC890790	111,20
BC970800	8,0	8	91	53	63,06	BC890800	111,20
BC970810	8,1	10	103	61	81,94	BC890810	129,25
BC970830	8,3	10	103	61	81,94	BC890830	129,25
BC970840	8,4	10	103	61	81,94	BC890840	129,25
BC970850	8,5	10	103	61	81,94	BC890850	129,25
BC970860	8,6	10	103	61	81,94	BC890860	129,25
BC970870	8,7	10	103	61	81,94	BC890870	129,25
BC970880	8,8	10	103	61	81,94	BC890880	129,25
BC970890	8,9	10	103	61	81,94	BC890890	129,25

	D_1 mm	D_2 mm	L_1 mm	L_2 mm	BC97 €		BC89 €
BC970900	9,0	10	103	61	81,94	BC890900	129,25
BC970910	9,1	10	103	61	81,94	BC890910	129,25
BC970920	9,2	10	103	61	81,94	BC890920	129,25
BC970930	9,3	10	103	61	81,94	BC890930	129,25
BC970940	9,4	10	103	61	81,94	BC890940	129,25
BC970950	9,5	10	103	61	81,94	BC890950	129,25
BC970960	9,6	10	103	61	81,94	BC890960	129,25
BC970970	9,7	10	103	61	81,94	BC890970	129,25
BC970980	9,8	10	103	61	81,94	BC890980	129,25
BC970990	9,9	10	103	61	81,94	BC890990	129,25
BC971000	10,0	10	103	61	81,94	BC891000	129,25
BC971010	10,1	12	118	71	117,96	BC891010	184,04
BC971020	10,2	12	118	71	117,96	BC891020	184,04
BC971040	10,4	12	118	71	117,96	BC891040	184,04
BC971050	10,5	12	118	71	117,96	BC891050	184,04
BC971060	10,6	12	118	71	117,96	BC891060	184,04
BC971070	10,7	12	118	71	117,96	BC891070	184,04
BC971080	10,8	12	118	71	117,96	BC891080	184,04
BC971100	11,0	12	118	71	117,96	BC891100	184,04
BC971110	11,1	12	118	71	117,96	BC891110	184,04
BC971120	11,2	12	118	71	117,96	BC891120	184,04
BC971130	11,3	12	118	71	117,96	BC891130	184,04
BC971140	11,4	12	118	71	117,96	BC891140	184,04
BC971150	11,5	12	118	71	117,96	BC891150	184,04
BC971160	11,5	12	118	71	117,96	BC891160	184,04
BC971170	11,5	12	118	71	117,96	BC891170	184,04
BC971180	11,8	12	118	71	117,96	BC891180	184,04
BC971200	12,0	12	118	71	117,96	BC891200	184,04
BC971210	12,1	14	124	77	155,06	BC891210	249,97
BC971230	12,3	14	124	77	155,06	BC891230	249,97
BC971240	12,4	14	124	77	155,06	BC891240	249,97
BC971250	12,5	14	124	77	155,06	BC891250	249,97
BC971270	12,7	14	124	77	155,06	BC891270	249,97
BC971300	13,0	14	124	77	155,06	BC891300	249,97
BC971310	13,1	14	124	77	155,06	BC891310	249,97
BC971330	13,3	14	124	77	155,06	BC891330	249,97
BC971350	13,5	14	124	77	155,06	BC891350	249,97
BC971370	13,7	14	124	77	155,06	BC891370	249,97
BC971380	13,8	14	124	77	155,06	BC891380	249,97
BC971400	14,0	14	124	77	155,06	BC891400	249,97
BC971450	14,5	16	133	83	194,38	BC891450	313,48
BC971470	14,7	16	133	83	194,38	BC891470	313,48
BC971480	14,8	16	133	83	194,38	BC891480	313,48
BC971500	15,0	16	133	83	194,38	BC891500	313,48
BC971550	15,5	16	133	83	194,38	BC891550	313,48
BC971580	15,8	16	133	83	194,38	BC891580	313,48
BC971600	16,0	16	133	83	194,38	BC891600	313,48
BC971650	16,5	18	143	93	323,79	BC891650	494,93
BC971700	17,0	18	143	93	323,79	BC891700	494,93
BC971750	17,5	18	143	93	323,79	BC891750	494,93
BC971800	18,0	18	143	93	323,79	BC891800	494,93
BC971850	18,5	20	153	101	353,91	BC891850	540,99
BC971900	19,0	20	153	101	353,91	BC891900	540,99
BC971950	19,5	20	153	101	353,91	BC891950	540,99
BC972000	20,0	20	153	101	353,91	BC892000	540,99

SOLID CARBIDE REINFORCED SHANK DRILLS WITH INTERNAL COOLING

Ref. BC96 | 7xD | SOLID CARBIDE | TOL D_1 m7 | TOL D_2 h6 | 140° | 30° "N" | TiAlN | HARDOX 450 | HIGH PERFORMANCE

Recommended for HARDOX 450

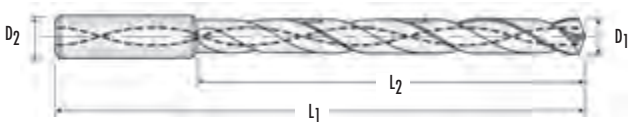

	D_1 mm	D_2 mm	L_1 mm	L_2 mm	BC96 €
BC960300	3,00	6	72	34	187,74
BC960320	3,20	6	72	34	187,74
BC960350	3,50	6	72	34	187,74
BC960380	3,80	6	81	43	187,74
BC960400	4,00	6	81	43	187,74
BC960420	4,20	6	81	43	187,74
BC960450	4,50	6	81	43	187,74
BC960480	4,80	6	95	57	187,74
BC960500	5,00	6	95	57	187,74
BC960520	5,20	6	95	57	187,74
BC960550	5,50	6	95	57	187,74
BC960560	5,60	6	95	57	187,74
BC960570	5,70	6	95	57	187,74
BC960580	5,80	6	95	57	187,74
BC960590	5,90	6	95	57	187,74
BC960600	6,00	6	95	57	187,74
BC960610	6,10	8	114	76	204,52
BC960620	6,20	8	114	76	204,52
BC960630	6,30	8	114	76	204,52
BC960650	6,50	8	114	76	204,52
BC960660	6,60	8	114	76	204,52
BC960680	6,80	8	114	76	204,52
BC960690	6,90	8	114	76	204,52
BC960700	7,00	8	114	76	204,52
BC960710	7,10	8	114	76	204,52
BC960740	7,40	8	114	76	204,52
BC960750	7,50	8	114	76	204,52
BC960780	7,80	8	114	76	204,52
BC960800	8,00	8	114	76	204,52
BC960810	8,10	10	142	95	276,93
BC960840	8,40	10	142	95	276,93
BC960850	8,50	10	142	95	276,93
BC960860	8,60	10	142	95	276,93
BC960870	8,70	10	142	95	276,93
BC960880	8,80	10	142	95	276,93
BC960900	9,00	10	131	87	276,93
BC960930	9,30	10	142	95	276,93
BC960950	9,50	10	142	95	276,93
BC960960	9,60	10	142	95	276,93
BC960980	9,80	10	142	95	276,93
BC961000	10,00	10	142	95	276,93
BC961020	10,20	12	162	114	365,08
BC961040	10,40	12	162	114	365,08
BC961050	10,50	12	162	114	365,08
BC961060	10,60	12	162	114	365,08
BC961080	10,80	12	162	114	365,08
BC961100	11,00	12	162	114	365,08
BC961120	11,20	12	162	114	365,08
BC961150	11,50	12	162	114	365,08
BC961180	11,80	12	162	114	365,08
BC961200	12,00	12	162	114	365,08

SOLID CARBIDE REINFORCED SHANK DRILLS WITH INTERNAL COOLING

Ref. BXX | 12xD | DIN 6537L | SOLID CARBIDE | TOL D_1 m7 | TOL D_2 h6 | 140° | 30° "N" | TiAlN | HARDOX 450 | HIGH PERFORMANCE

Recommended for HARDOX 450

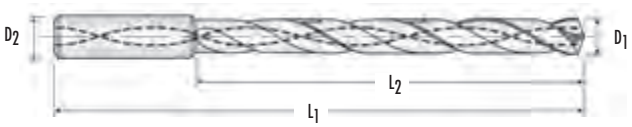

	D_1 mm	D_2 mm	L_1 mm	L_2 mm	BXX €
BXX0300	3,0	6	92	54	206,08
BXX0320	3,2	6	92	54	206,08
BXX0330	3,3	6	92	54	206,08
BXX0350	3,5	6	92	54	206,08
BXX0370	3,7	6	92	54	206,08
BXX0380	3,8	6	102	64	206,08
BXX0390	3,9	6	102	64	206,08
BXX0400	4,0	6	102	64	206,08
BXX0420	4,2	6	102	64	206,08
BXX0430	4,3	6	102	64	206,08
BXX0440	4,4	6	102	64	219,84
BXX0450	4,5	6	102	64	219,84
BXX0460	4,6	6	102	64	219,84
BXX0470	4,7	6	102	64	219,84
BXX0480	4,8	6	116	78	219,84
BXX0490	4,9	6	116	78	219,84
BXX0500	5,0	6	116	78	219,84
BXX0510	5,1	6	116	78	219,84
BXX0520	5,2	6	116	78	219,84
BXX0530	5,3	6	116	78	219,84
BXX0540	5,4	6	116	78	219,84
BXX0550	5,5	6	116	78	219,84
BXX0560	5,6	6	116	78	219,84
BXX0570	5,7	6	116	78	219,84
BXX0580	5,8	6	116	78	219,84
BXX0590	5,9	6	116	78	219,84
BXX0600	6,0	6	116	78	219,84
BXX0610	6,1	8	146	108	269,31
BXX0620	6,2	8	146	108	269,31
BXX0650	6,5	8	146	108	269,31
BXX0660	6,6	8	146	108	269,31
BXX0670	6,7	8	146	108	269,31
BXX0680	6,8	8	146	108	285,77
BXX0690	6,9	8	146	108	285,77
BXX0700	7,0	8	146	108	285,77

	D_1 mm	D_2 mm	L_1 mm	L_2 mm	BXX €
BXX0740	7,4	8	146	108	285,77
BXX0750	7,5	8	146	108	285,77
BXX0770	7,7	8	146	108	285,77
BXX0780	7,8	8	146	108	315,42
BXX0800	8,0	8	146	108	319,58
BXX0820	8,2	10	162	120	357,27
BXX0850	8,5	10	162	120	357,27
BXX0880	8,8	10	162	120	357,27
BXX0900	9,0	10	162	120	357,27
BXX0950	9,5	10	162	120	357,27
BXX0980	9,8	10	162	120	357,27
BXX0990	9,9	10	162	120	357,27
BXX1000	10,0	10	162	120	357,27
BXX1010	10,1	12	204	156	500,15
BXX1020	10,2	12	204	156	500,15
BXX1030	10,3	12	204	156	500,15
BXX1050	10,5	12	204	156	500,15
BXX1080	10,8	12	204	156	500,15
BXX1100	11,0	12	204	156	500,15
BXX1120	11,2	12	204	156	500,15
BXX1140	11,4	12	204	156	500,15
BXX1150	11,5	12	204	156	500,15
BXX1180	11,8	12	204	156	500,15
BXX1200	12,0	12	204	156	500,15
BXX1250	12,5	14	230	182	654,04
BXX1280	12,8	14	230	182	654,04
BXX1300	13,0	14	230	182	654,04
BXX1350	13,5	14	230	182	654,04
BXX1380	13,8	14	230	182	654,04
BXX1400	14,0	14	230	182	654,04
BXX1450	14,5	16	260	208	851,85
BXX1500	15,0	16	260	208	851,85
BXX1550	15,5	16	260	208	851,85
BXX1600	16,0	16	260	208	851,85

SOLID CARBIDE REINFORCED SHANK DRILLS WITH INTERNAL COOLING

Ref. BXL
Ref. BXXL

DIN 6537L | SOLID CARBIDE | TOL D_1 m7 | TOL D_2 h6 | 140° | 30° "N" | TiAlN | HARDOX 450 | HIGH PERFORMANCE

Recommended for HARDOX 450



15xD

	D_1 mm	D_2 mm	L_1 mm	L_2 mm	BXL €
BXL0300	3,0	6	100	60	279,60
BXL0320	3,2	6	100	60	279,60
BXL0330	3,3	6	100	60	279,60
BXL0350	3,5	6	100	60	279,60
BXL0380	3,8	6	108	68	279,60
BXL0390	3,9	6	108	68	279,60
BXL0400	4,0	6	108	68	279,60
BXL0420	4,2	6	115	78	311,34
BXL0450	4,5	6	115	78	311,34
BXL0500	5,0	6	125	84	320,02
BXL0550	5,5	6	130	92	325,63
BXL0590	5,9	6	140	100	325,63
BXL0600	6,0	6	140	100	325,63
BXL0650	6,5	8	145	108	427,81
BXL0680	6,8	8	170	130	486,52
BXL0700	7,0	8	170	130	486,52
BXL0750	7,5	8	170	130	486,52
BXL0780	7,8	8	170	130	486,52
BXL0800	8,0	8	170	130	486,52
BXL0850	8,5	10	208	163	659,68
BXL0900	9,0	10	208	163	659,68
BXL0950	9,5	10	208	163	659,68
BXL0980	9,8	10	208	163	659,68
BXL1000	10,0	10	208	163	659,68
BXL1050	10,5	12	245	195	847,76
BXL1100	11,0	12	245	195	847,76
BXL1150	11,5	12	245	195	847,76
BXL1180	11,8	12	245	195	847,76
BXL1200	12,0	12	245	195	847,76
BXL1250	12,5	14	280	230	1.161,34
BXL1300	13,0	14	280	230	1.161,34
BXL1400	14,0	14	280	230	1.161,34
BXL1500	15,0	16	310	260	1.414,23

20xD

NEW

	D_1 mm	D_2 mm	L_1 mm	L_2 mm	BXXL €
BXXL0300	3,0	6	110	70	307,56
BXXL0350	3,5	6	136	96	307,56
BXXL0400	4,0	6	136	96	307,56
BXXL0450	4,5	6	158	118	342,47
BXXL0500	5,0	6	158	118	352,02
BXXL0510	5,1	6	180	140	358,19
BXXL0550	5,5	6	180	140	358,19
BXXL0600	6,0	6	180	140	358,19
BXXL0650	6,5	8	202	162	470,59
BXXL0700	7,0	8	202	162	535,17
BXXL0750	7,5	8	223	183	535,17
BXXL0800	8,0	8	223	183	535,17
BXXL0850	8,5	10	249	205	725,65
BXXL0900	9,0	10	249	205	725,65
BXXL1000	10,0	10	271	227	725,65

BXL BXXL

MICRO DRILLS WITH REINFORCED SHANK

Ref. BC30

HSS | Ø 2,30mm | 118° | 30° "N" | 5xD

	D1 mm	L1 mm	L2 mm	BC30 €
BC300050	0,50	43	5	3,37
BC300060	0,60	43	7	3,37
BC300070	0,70	43	7	3,37
BC300075	0,75	43	7	3,37
BC300080	0,80	43	7	3,37
BC300090	0,90	43	7	3,37
BC300095	0,95	43	7	3,37
BC300100	1,00	43	7	3,37
BC300110	1,10	43	7	3,37
BC300120	1,20	43	10	3,37
BC300125	1,25	43	10	3,37
BC300130	1,30	43	10	3,37

	D1 mm	L1 mm	L2 mm	BC30 €
BC300140	1,40	43	10	3,37
BC300150	1,50	43	10	3,37
BC300160	1,60	43	10	3,37
BC300170	1,70	43	10	3,37
BC300175	1,75	43	10	3,37
BC300180	1,80	43	10	3,37
BC300190	1,90	43	10	3,37
BC300200	2,00	43	10	3,37
BC300210	2,10	43	10	3,37
BC300220	2,20	43	10	3,37
BC300225	2,25	43	10	3,37
BC300235	2,35	43	10	3,37
BC300240	2,40	43	10	3,37

Ref. BC79

SOLID CARBIDE | Ø 3,17mm | 118° | 30° "N" | HIGH PERFORMANCE | 5xD

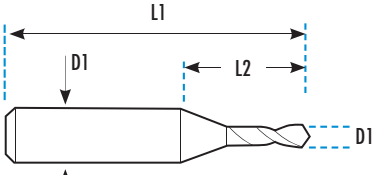

CENTESIMALS Ø 3 mm

	D1 mm	L1 mm	L2 mm	BC79 €
BC790025	0,25	38	5	28,84
BC790030	0,30	38	5	28,84
BC790035	0,35	38	5	28,84
BC790040	0,40	38	5	20,96
BC790045	0,45	38	5	20,96
BC790050	0,50	38	5	15,29
BC790055	0,55	38	5	15,29
BC790060	0,60	38	5	15,29
BC790065	0,65	38	5	13,80
BC790070	0,70	38	10	13,80
BC790075	0,75	38	10	13,80
BC790080	0,80	38	10	13,80
BC790085	0,85	38	10	13,80
BC790090	0,90	38	10	13,80
BC790095	0,95	38	10	13,80
BC790100	1,00	38	10	13,80
BC790105	1,05	38	10	13,80
BC790110	1,10	38	10	13,80
BC790115	1,15	38	10	13,80
BC790120	1,20	38	10	13,80
BC790125	1,25	38	10	13,80
BC790130	1,30	38	10	13,80
BC790135	1,35	38	10	13,80
BC790140	1,40	38	10	13,80
BC790145	1,45	38	10	13,80
BC790150	1,50	38	10	13,80
BC790155	1,55	38	10	13,80
BC790160	1,60	38	10	13,80
BC790165	1,65	38	10	17,33
BC790170	1,70	38	10	17,33

	D1 mm	L1 mm	L2 mm	BC79 €
BC790175	1,75	38	10	17,33
BC790180	1,80	38	10	17,33
BC790185	1,85	38	10	17,33
BC790190	1,90	38	10	17,33
BC790195	1,95	38	10	17,33
BC790200	2,00	38	10	17,33
BC790205	2,05	38	10	17,33
BC790210	2,10	38	10	17,33
BC790215	2,15	38	10	17,33
BC790220	2,20	38	10	17,33
BC790225	2,25	38	10	17,33
BC790230	2,30	38	10	17,33
BC790235	2,35	38	10	17,33
BC790240	2,40	38	10	17,33
BC790245	2,45	38	10	17,33
BC790250	2,50	38	10	17,33
BC790255	2,55	38	10	17,33
BC790260	2,60	38	10	17,33
BC790265	2,65	38	10	17,33
BC790270	2,70	38	10	17,33
BC790275	2,75	38	10	17,33
BC790280	2,80	38	10	17,33
BC790285	2,85	38	10	17,33
BC790290	2,90	38	10	17,33
BC790295	2,95	38	10	17,33
BC790300	3,00	38	10	17,33
BC790305	3,05	38	10	17,33
BC790310	3,10	38	10	17,33
BC790315	3,15	38	10	17,33

	BC79 €
0,10 - 0,39	28,84
0,41 - 0,89	21,51
0,91 - 1,19	21,51
1,21 - 1,39	23,22
1,41 - 1,89	23,22
1,91 - 2,19	23,22
2,21 - 2,39	24,20
2,41 - 2,89	24,20
2,91 - 2,99	24,20

SOLID CARBIDE DRILLS FOR HARDENED AND HIGH RESISTANCE STEEL

Ref. BC85

70 HRc | SOLID CARBIDE | TOL D1 h7 | TOL D2 h6 | 140° | 15° "H" | TiAlN | HARDOX 600 | HIGH PERFORMANCE

Recommended for HARDOX 600

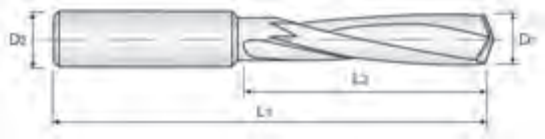

	D1 mm	D2 mm	L1 mm	L2 mm	BC85 €
BC850300	3,0	3	46	16	49,79
BC850330	3,3	4	48	18	57,14
BC850340	3,4	4	50	20	57,14
BC850350	3,5	4	50	20	57,14
BC850400	4,0	4	52	22	58,30
BC850420	4,2	6	65	25	82,78
BC850430	4,3	6	68	28	82,78
BC850440	4,4	6	68	28	82,78
BC850450	4,5	6	68	28	82,78
BC850500	5,0	6	72	32	82,78
BC850510	5,1	6	72	32	82,78
BC850520	5,2	6	72	32	82,78
BC850550	5,5	6	75	35	82,78
BC850600	6,0	6	75	35	82,78
BC850630	6,3	8	80	40	102,69 *
BC850650	6,5	8	80	40	102,69
BC850680	6,8	8	85	45	102,69
BC850690	6,9	8	85	45	102,69
BC850700	7,0	8	85	45	102,69
BC850750	7,5	8	85	45	102,69
BC850800	8,0	8	98	50	102,69
BC850850	8,5	10	98	50	156,94
BC850860	8,6	10	105	57	156,94
BC850880	8,8	10	105	57	156,94
BC850900	9,0	10	105	57	156,94
BC850950	9,5	10	105	57	156,94
BC851000	10,0	10	111	63	156,94
BC851020	10,2	12	111	63	203,26
BC851030	10,3	12	111	63	238,49
BC851040	10,4	12	111	63	238,49
BC851050	10,5	12	111	63	238,49
BC851080	10,8	12	119	71	238,49
BC851100	11,0	12	119	71	238,49
BC851150	11,5	12	119	71	238,49
BC851200	12,0	12	119	71	238,49
BC851400	14,0	14	125	77	271,01

* Till end of stock

DRILLING THROUGH BROKEN SCREWS

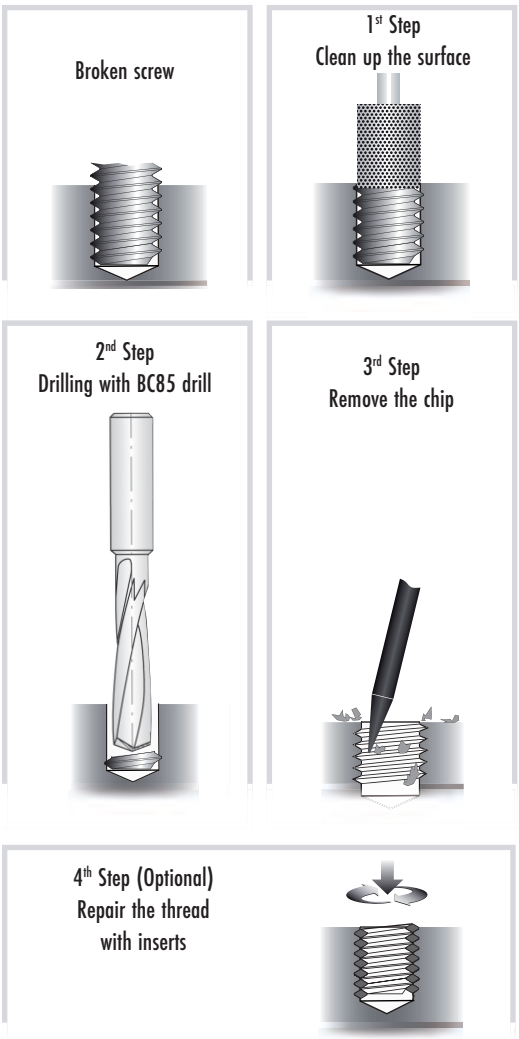

STEP CUT DRILL FOR EASY DRILLING IN CURVED AND UNSTABLE SURFACES

Ref. TK02

DIN 338 | HSS | Ø≥2,5mm | Ø≥4 | Al | Cu-Ni-Zn | PVC

STEPCUT

HSS Helical drill with STEP CUT point geometry, cut in steps.
NEW STEP CUT: its step geometry allows an easy penetration.
Work in a comfortable, fast and accurate way in curved, unstable or sloping surfaces.
Higher accuracy due to the centering point that avoids the slipping at the start of the drilling.
STEP CUT Geometry: With the Step Cut the holes are more rounded, accurate and centered .
Triple Flat ANTISLIP shank to transmit the power to the drill in a properly way.
Enables to make through holes in steel, aluminium, copper, nickel, zinc, PVC, fiberglass, wood...

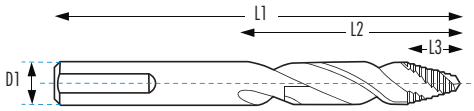

	D1 mm	L1 mm	L2 mm	L3 mm		TK02 €
TK020100	1,0	34	12	-	10	3,42
TK020150	1,5	40	18	-	10	3,52
TK020200	2,0	49	24	-	10	3,67
TK020250	2,5	57	30	1,6	10	4,27
TK020300	3,0	61	33	1,9	10	4,48
TK020320	3,2	65	36	2,1	10	5,36
TK020330	3,3	65	36	2,2	10	5,36
TK020350	3,5	70	39	2,1	10	5,36
TK020400	4,0	75	43	2,9	10	6,34
TK020410	4,1	75	43	3,0	10	6,97
TK020420	4,2	75	43	3,0	10	6,97
TK020450	4,5	80	47	3,3	10	6,97
TK020490	4,9	76	52	3,8	10	6,97
TK020500	5,0	76	52	3,9	10	7,87
TK020510	5,1	76	52	4,0	10	8,26
TK020520	5,2	76	52	4,2	10	8,26
TK020550	5,5	93	57	4,6	10	8,33
TK020600	6,0	93	57	5,3	10	9,08
TK020650	6,5	101	63	5,8	10	10,59
TK020680	6,8	109	69	5,9	10	11,57
TK020700	7,0	109	69	6,4	10	12,11
TK020750	7,5	109	69	6,9	10	14,16
TK020800	8,0	117	75	7,6	10	14,63
TK020850	8,5	117	75	8,2	10	17,36
TK020900	9,0	125	81	8,8	10	19,17
TK020950	9,5	125	81	9,3	10	20,68
TK021000	10,0	133	87	10,0	10	22,05
TK021020	10,2	133	87	9,9	10	23,33
TK021050	10,5	133	87	10,7	10	24,02
TK021100	11,0	142	94	11,3	6	26,52
TK021150	11,5	142	94	12,0	6	28,85
TK021200	12,0	151	101	12,6	6	31,48
TK021250	12,5	151	101	13,8	6	33,50
TK021300	13,0	151	101	14,7	6	36,11

STEP CUT DRILL FOR EASY DRILLING IN CURVED AND UNSTABLE SURFACES

Ref. TK05 | DIN 338 | HSSCo 5% | Ø≥3mm | Ø≥5 | INOX | CAST IRON | Cu-Ni-Zn | PVC

STEPCUT

High Performance Helical Drill HSSCo 5% .
NEW STEP CUT: its step geometry allows an easy penetration.
Work in a comfortable, fast and accurate way in curved, unstable or sloping surfaces.
Higher accuracy due to the centering point that avoids the slipping at the start of the drilling.
STEP CUT Geometry: With the Step Cut the holes are more rounded, accurate and centered .
Triple Flat ANTISLIP shank to transmit the power to the drill in a properly way.
Enables to make through holes in stainless steel, cast iron, copper, nickel, zinc, PVC, fiberglass, ...

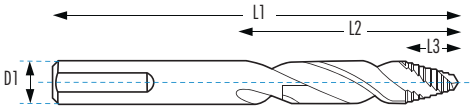

	D1 mm	L1 mm	L2 mm	L3 mm		TK05 €
TK050100	1,0	34	12	-	10	4,61
TK050150	1,5	40	18	-	10	4,76
TK050200	2,0	49	24	-	10	4,95
TK050250	2,5	57	30	1,6	10	5,77
TK050300	3,0	61	33	1,9	10	6,06
TK050350	3,5	70	39	2,1	10	7,23
TK050400	4,0	75	43	2,9	10	8,57
TK050450	4,5	80	47	3,3	10	9,41
TK050500	5,0	76	52	3,9	10	10,62
TK050550	5,5	93	57	4,6	10	11,25
TK050600	6,0	93	57	5,3	10	11,35
TK050650	6,5	101	63	5,8	10	13,24
TK050700	7,0	109	69	6,4	10	15,14
TK050750	7,5	109	69	6,9	10	17,71
TK050800	8,0	117	75	7,6	10	18,28
TK050850	8,5	117	75	8,2	10	21,70
TK050900	9,0	125	81	8,8	10	23,96
TK050950	9,5	125	81	9,3	10	25,85
TK051000	10,0	133	87	10,0	10	25,36
TK051050	10,5	133	87	10,7	10	27,61
TK051100	11,0	142	94	11,3	6	30,51
TK051150	11,5	142	94	12,0	6	33,18
TK051200	12,0	151	101	12,6	6	36,19
TK051250	12,5	151	101	13,8	6	38,51
TK051300	13,0	151	101	14,7	6	41,53

STEP CUT TOOLS FOR EASY DRILLING IN CURVED AND UNSTABLE SURFACES

NEW

HSS

HSS STEP CUT MICRO STEP DRILL

NEW STEPCUT

STEP 2 mm

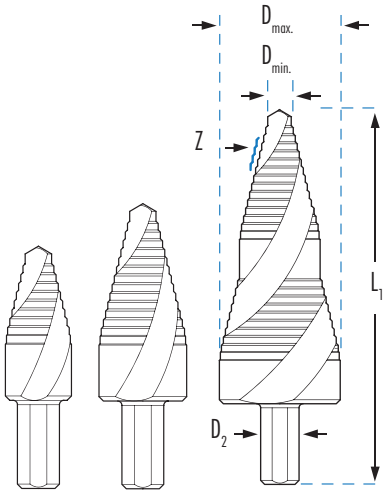

AV40BM37 AV40BM38 AV40BM36

	D min. mm	D max. mm	D2 mm	L1 mm	Z	Ø Z mm min - max	AV40BM HSS €
AV40BM37B	6,0	15,0	9,5	55	11	6-7-8-9-10-11-12-13-14-14,5-15	27,75
AV40BM38B	6,0	20,0	9,5	65	16	6-7-8-9-10-11-12-13-14-15-16-17-18-19-19,5-20	41,49
AV40BM36B	6,0	30,0	9,5	93	27	6-7-8-9-10-11-12-13-14-15-16-17-18-19 19,5-20-21-22-23-24-25-26-27-28-29-29,5-30	102,31

HSSCo STEP CUT DRILL-TAP WITH COUNTERSINK

NEW

DIN 13 60° p | HSSCo 5% | BRIGHT | TOL 6H | D REDUCED SHANK | STEPCUT

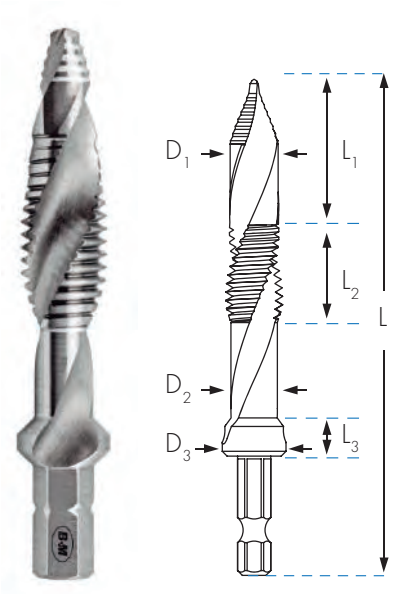

			L1 mm	L2 mm	L3 mm	L mm	D1 mm	D2 mm	D3 mm	MTKM €
M	3x0,50	D	7,5	6,0	6,0	52,0	2,5	2,2	7,3	28,21
M	4x0,70	D	10,0	8,4	6,0	56,4	3,3	3,0	7,3	28,21
M	5x0,80	D	13,0	9,5	6,0	63,5	4,2	3,7	7,3	29,44
M	6x1,00	D	15,0	12,0	6,0	68,0	5,0	4,5	7,3	30,66
M	8x1,25	D	20,0	15,0	6,0	81,0	6,8	6,3	9,4	42,38
M	10x1,50	D	25,0	18,0	6,0	89,0	8,5	8,0	11,4	51,14
M	12x1,75	D	30,0	21,0	8,0	104,0	10,3	9,8	13,4	56,36

CARBIDE DRILLS FOR CYLINDER

Ref. BCC06

SOLID CARBIDE

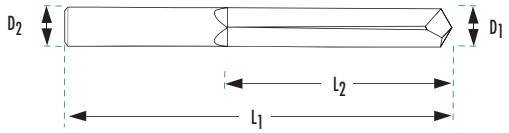

* Suitable to drill cylinder with Anti-drilling pins

	D1 mm	D2 mm	L2 mm	L1 mm	BCC06 €
BCC06X60MD	6	6	33	60	61,93

* For antidrilling pins cylinder we recommend to drill at 300 RPM.

NON-SPARKING DRILL BIT (ATEX)

Ref. BACH

22 HRc

Cu-Be

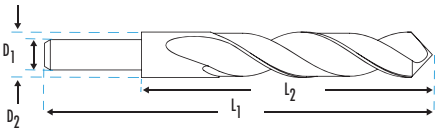

* Made of Copper-Beryllium according to Q/ZBF-312 Standard.
* Certificates and security sheets available.
* Suitable for machining in explosive atmospheres.

	D1 mm	D2 mm	L1 mm	L2 mm	BACH €
BACH0600	6,0	6,0	100	60	475,85
BACH0700	7,0	7,0	120	80	495,62
BACH0800	8,0	8,0	140	80	526,13
BACH0900	9,0	9,0	160	86	548,58
BACH1000	10,0	10,0	180	108	579,11
BACH1100	11,0	11,0	200	125	598,86
BACH1200	12,0	12,0	220	135	618,62
BACH1300	13,0	12,0	240	150	641,96
BACH1400	14,0	12,0	260	160	661,71
BACH1500	15,0	12,0	280	190	681,45
BACH1600	16,0	12,0	300	195	725,45
BACH1700	17,0	12,0	300	195	760,46
BACH1800	18,0	12,0	320	195	827,80
BACH1900	19,0	12,0	320	205	860,12
BACH2000	20,0	12,0	330	205	908,60

* Special lengths available on request

Due to its hardness (inferior compared with HSS Tools), non-sparkling drill bits can not be guaranteed against deformation or breaking. We'll only accept to replace only non-sparking drill bits with hardness less than 35 HRc.

3 FLUTE DELTABIT DRILL BIT

Ref. BTT33

3Z | DIN 338 | HSSCo 5% | 135° | 30° "N" | TOL H8 | Ø ≥ 3 | HIGH PERFORMANCE



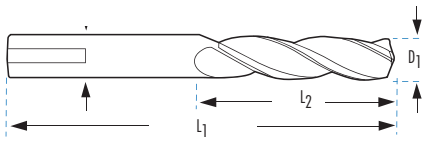

- Greater accuracy of the holes.
- Holes better rounded and aligned.
- Anti-slip triangle shank, better clamping to the drill-chuck.

	D_1 mm	L_1 mm	L_2 mm	BTT33 €
BTT330300	3,0	61	33	2,63
BTT330330	3,3	65	36	3,40
BTT330350	3,5	70	39	3,40
BTT330400	4,0	75	43	3,99
BTT330420	4,2	75	43	4,92
BTT330450	4,5	80	47	4,92
BTT330500	5,0	86	52	5,62
BTT330550	5,5	93	57	6,98
BTT330600	6,0	93	57	8,06
BTT330650	6,5	101	63	9,27
BTT330680	6,8	109	69	10,67
BTT330700	7,0	109	69	10,67
BTT330750	7,5	109	69	12,17
BTT330800	8,0	117	75	14,55
BTT330850	8,5	117	75	16,19
BTT330900	9,0	125	81	18,78
BTT330950	9,5	125	81	20,45
BTT331000	10,0	133	87	23,04
BTT331020	10,2	133	87	25,66
BTT331050	10,5	133	87	25,66
BTT331100	11,0	142	94	29,54
BTT331150	11,5	142	94	31,95
BTT331200	12,0	151	101	36,96
BTT331250	12,5	151	101	39,55
BTT331300	13,0	151	101	42,14

SPECIAL DRILL FOR HARDOX AND WEAR-RESISTANCE SHEETS

Ref. BHA

3xD | **DIN 338** | **HSSCo 8%** | **135°** | **HARDTOP** | **HARDOX 400** | **HARDOX 450** | **HARDOX 600**

Special point geometry, with Split point and double facet relief..
HARDTOP coating that improves the slip of the chips and avoids their adherence to the cutting edge.
Improves the mechanical resistance and protects the drill reducing the friction coefficient.
Its low depth flute generates a reinforced core that facilitates the tooling stability.
Maximum performance in high resistance materials.

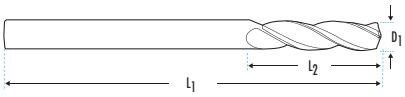

	D_1 mm	L_1 mm	L_2 mm	BHA €
BHA0100	1,0	34	6	12,02
BHA0150	1,5	40	9	12,02
BHA0200	2,0	49	12	12,49
BHA0250	2,5	57	14	12,73
BHA0300	3,0	61	16	12,84
BHA0320	3,2	65	18	13,67
BHA0330	3,3	65	18	13,67
BHA0350	3,5	70	20	13,67
BHA0400	4,0	75	22	14,52
BHA0420	4,2	75	22	18,93
BHA0450	4,5	80	24	18,93
BHA0500	5,0	86	26	17,94
BHA0550	5,5	93	28	24,24
BHA0600	6,0	93	28	22,71
BHA0650	6,5	101	31	26,18
BHA0680	6,8	109	34	30,41
BHA0700	7,0	109	34	28,03
BHA0750	7,5	109	34	33,57
BHA0800	8,0	117	37	36,50
BHA0850	8,5	117	37	36,50
BHA0900	9,0	125	40	43,70
BHA0950	9,5	125	40	49,33
BHA1000	10,0	133	43	47,85
BHA1020	10,2	133	43	55,67
BHA1050	10,5	133	43	60,13
BHA1100	11,0	142	47	62,57
BHA1150	11,5	142	47	70,45
BHA1200	12,0	151	51	65,62
BHA1250	12,5	151	51	86,20
BHA1300	13,0	151	51	93,94

135º Point Angle to provide an excellent centering.



NARROW GUIDE for a total reduction of the friction out of the cutting area.

HARDTOP

Increases the chip slipping over the cutting area avoiding the adherence and improving a fast slip along the flute.

HSSCo 8%

M42 Quality Steel HSSCo 8%
Allows the tooling of high resistance and hardened materials at high temperature.

DIN 338 Norm

	Hardox® HiTuf	Hardox® 400	Hardox® 450	BHA Hardox® 600
Cutting speed (m/min)	11	8	6	4
Ø	f(mm/rev.)	f(mm/rev.)	f(mm/rev.)	f(mm/rev.)
2,5	0,035/1400	0,025/1000	0,015/770	0,005/500
3	0,04/1200	0,03/850	0,02/640	0,01/430
4	0,05/900	0,04/650	0,03/480	0,02/320
5	0,06/700	0,05/510	0,04/400	0,03/255
6	0,07/590	0,06/430	0,05/320	0,04/220
7	0,08/500	0,07/370	0,06/280	0,05/190
8	0,09/440	0,08/320	0,07/240	0,06/160
10	0,11/350	0,10/260	0,09/200	0,08/130
13	0,14/270	0,13/200	0,12/150	0,1/100

TWIST DRILLS, LONG AND EXTRA SHORT SERIES

DIN 340

DIN 1897

		BC4	BC47	BC40	BC44	BC48	BC78		BC3	BC31	BC37	BC33	BC35	BC77	BC43	BC17	BC38
MATERIAL		HSS	HSSCo 5%	HSS	HSSCo 5%	HSSCo 5%	CARBIDE TIPPED		HSS	HSSCo 5%	HSS	HSSCo 5%	HSSCo 5%	CARBIDE TIPPED	SOLID CARBIDE	HSS	HSSCo 5%
SHARPENING																	
POINT ANGLE		118°	135°	118°	135°	135°	118°		135°	135°	135°	135°	118°	118°	135°	135°	135°
HELIX ANGLE		30° "N"	30° "N"	30° "N"	38° "S"	38° "S"	30° "N"		30° "N"	30° "N"	30° "N"	38° "S"	38° "N"	30° "N"	35° "N"	30° "N"	30° "N"
COATING		OX	GOLD	TiN	BRIGHT	TiAlN	BRIGHT		OX	GOLD	TiN	BRIGHT	TiAlN	BRIGHT	BRIGHT	OX	GOLD
APPLICATION		70 Kg/mm²	120 Kg/mm²	PRODUCTION	INOX	INOX	CAST IRON		70 Kg/mm²	120 Kg/mm²	PRODUCTION	INOX	INOX Plus	CAST IRON	HIGH PERFORMANCE	70 Kg/mm²	120 Kg/mm²
Ø mm	L1 x L2	€	€	€	€	€	€	L1 x L2	€	€	€	€	€	€	€	€	€
0,50	32x13	6,94						23x5							14,86		
0,60	37x17	5,64						23x5							14,86		
0,70	42x21	5,64						23x5							14,86		
0,80	47x23	5,62						23x5							14,86		
0,90	51x25	5,62						23x5									
1,00	56x33	5,68						26x6	1,44	2,47	3,00	4,18			10,39		
1,10	56x33	5,52						26x6	1,69								
1,20	60x37	5,52						26x6	1,69								
1,25	65x41	5,71						30x8	1,26	2,88	2,81						
1,30	65x41	5,52						30x8	1,69								
1,40	70x45	5,52						30x9	1,69								
1,50	70x45	4,06		5,30				30x9	1,26	2,34	2,81	5,10			11,90		
1,60	76x50	5,52			10,48			34x10	1,44	3,03	3,00						
1,70	76x50	5,51			10,52			36x11	1,67								
1,75	80x53	4,56						36x11	1,44	2,88	3,00						
1,80	80x53	4,40			9,96			36x11	1,44	3,03	3,00						
1,90	80x53	4,40			10,52			38x12	1,50								
2,00	85x56	2,90	5,84	4,32	9,27	11,69	36,36	38x12	1,24	2,34	2,79	4,48	5,38	21,09	9,55	2,35	
2,10	85x56	4,12			8,95			38x12	1,35	2,86	2,89				11,23		
2,20	90x59	4,12			9,57			40x13	1,35	2,86	2,89				11,23		
2,25	90x59	3,30						40x13	1,15	2,82	2,71						
2,30	90x59	3,98			9,25			40x13	1,35	2,86	2,89				11,23		
2,40	95x62	3,98			11,79			43x14	1,35	2,86	2,89				11,23		
2,50	95x62	3,01	5,45	4,27	8,69	10,86	36,01	43x14	1,05	1,98	2,61	3,92	5,04	21,09	10,59	2,34	
2,60	95x62	3,99			10,82			43x14	1,28	2,31	2,83			21,60	11,23		
2,70	100x66	3,99			9,73			46x16	1,28	2,32	2,83				14,75		

DIN 340								DIN 1897									
		BC4	BC47	BC40	BC44	BC48	BC78		BC3	BC31	BC37	BC33	BC35	BC77	BC43	BC17	BC38
MATERIAL		HSS	HSSCo 5%	HSS	HSSCo 5%	HSSCo 5%	CARBIDE TIPPED		HSS	HSSCo 5%	HSS	HSSCo 5%	HSSCo 5%	CARBIDE TIPPED	SOLID CARBIDE	HSS	HSSCo 5%
SHARPENING																	
POINT ANGLE		118°	135°	118°	135°	135°	118°		135°	135°	135°	135°	118°	118°	135°	135°	135°
HELIX ANGLE		30° "N"	30° "N"	30° "N"	38° "S"	38° "S"	30° "N"		30° "N"	30° "N"	30° "N"	38° "S"	38° "N"	30° "N"	35° "N"	30° "N"	30° "N"
COATING		OX	GOLD	TiN	BRIGHT	TiAlN	BRIGHT		OX	GOLD	TiN	BRIGHT	TiAlN	BRIGHT	BRIGHT	OX	GOLD
APPLICATION		70 Kg/mm²	120 Kg/mm²	PRODUCTION	INOX	INOX	CAST IRON		70 Kg/mm²	120 Kg/mm²	PRODUCTION	INOX	INOX Plus	CAST IRON	HIGH PERFORMANCE	70 Kg/mm²	120 Kg/mm²
Ø mm	L1 x L2	€	€	€	€	€	€	L1 x L2	€	€	€	€	€	€	€	€	€
2,75	100x66	4,10						46x16	1,10	2,39	2,66						
2,80	100x66	3,99			10,82			46x16	1,29	2,32	2,84				14,75		
2,90	100x66	3,99			10,80			46x16	1,29	2,32	2,84				14,75		
3,00	100x66	2,78	5,45	4,10	8,64	10,95	32,34	46x16	1,10	1,98	2,66	3,76	4,89	19,15	13,39	2,05	
3,10	106x69	3,09	6,16	4,78	9,91	12,85		49x18	1,19	2,07	3,04	4,19			14,99	2,05	
3,20	106x69	3,09	6,17		9,94	12,77		49x18	1,19	2,07	3,04	4,19			14,99	2,05	
3,25	106x69	3,09	6,16	4,78				49x18	1,19	2,07	3,04			25,20		2,05	2,95
3,30	106x69	3,09			9,96	12,74		49x18	1,21	2,07	3,05	4,19	6,05		14,99	2,05	
3,40	112x73	4,00			12,61			52x20	1,35	2,55	3,19	4,06		25,20	16,12	2,30	
3,50	112x73	2,93	6,43	4,57	10,27	13,13	30,97	52x20	1,19	2,07	3,04	4,43	6,02	19,15	15,03	2,30	3,65
3,60	112x73	4,00			11,97			52x20	1,50	2,55	3,35	5,10			17,73		
3,70	112x73	4,00			12,41			52x20	1,50	2,55	3,35	5,10	6,73		17,73		
3,75	112x73	4,13	7,33	5,80				52x20	1,32	2,64	3,17					2,62	
3,80	119x78	4,96			14,91			55x22	1,50	2,55	3,35	5,11			19,07	2,52	
3,90	119x78	4,96	7,32		13,17			55x22	1,50	2,55	3,35	5,11			19,07		
4,00	119x78	3,17	6,63	4,84	10,54	13,47	32,09	55x22	1,32	2,34	3,17	4,90	6,27	19,11	17,82	2,33	3,74
4,10	119x78	4,14	7,44		11,69	14,50		55x22	1,57	2,79	3,42	5,34			20,02	2,52	
4,20	119x78	4,14	7,44		11,71	14,61		55x22	1,57	2,79	3,42	5,40	6,87	22,40	20,02	2,52	
4,25	119x78	4,14	7,30	5,80				55x22	1,57	2,79	3,42					2,52	
4,30	126x82	5,38		5,80	13,04	15,81		58x24	1,79	3,18	3,65	5,73			21,24		
4,40	126x82	5,38			13,58			58x24	1,79	3,18	3,65	5,92			21,24		
4,50	126x82	3,78	8,15	5,49	12,93	15,92	32,80	58x24	1,57	2,79	3,42	5,50	6,97	20,93	20,62	2,62	
4,60	126x82	5,34			17,46			58x24	2,03	3,34	3,88	6,60			21,24		
4,70	126x82	5,34			12,96			58x24	2,03	3,34	3,88	6,34			22,76		
4,75	126x82	5,58	8,18	7,25				58x24	1,74	3,10	3,59					4,21	
4,80	132x87	6,19	8,32		13,58			62x26	2,03	3,34	3,88	6,46			22,76		
4,90	132x87	6,19			18,83			62x26	2,03	3,34	3,88	6,60			22,76		
5,00	132x87	4,07	8,15	5,72	13,12	15,92	33,10	62x26	1,74	3,09	3,59	6,00	7,34	22,63	21,82	2,99	4,77
5,10	132x87	6,19	8,98		15,23	18,08		62x26	2,22	3,79	4,08	6,91		28,79	22,76	4,05	
5,20	132x87	6,19			15,27		35,91	62x26	2,21	3,76	4,07	7,12			29,48	4,05	
5,25	132x87	6,46	9,67	8,09				62x26	1,93	3,44	3,78					4,21	
5,30	132x87	6,74			15,86	18,72		62x26	2,24	3,76	4,09	7,29			29,48		
5,40	139x91	6,74			22,10			66x28	2,24	3,76	4,09	7,51			29,48		
5,50	139x91	5,36	11,20	6,99	17,71	20,56	35,92	66x28	1,93	3,44	3,78	7,13	8,55	27,05	28,61	3,61	
5,60	139x91	6,75			18,19			66x28	2,55	4,01	4,41	7,89			31,32		
5,70	139x91	6,75		8,64	14,45			66x28	2,58	4,01	4,43	8,15		30,05	31,32		
5,75	139x91	7,01	11,27	8,64				66x28	2,16	4,16	4,01					5,01	
5,80	139x91	7,41	11,26		18,54			66x28	2,55	4,01	4,41	7,90			31,32		
5,90	139x91	7,41			18,88			66x28	2,58	4,01	4,43	7,88			31,32		
6,00	139x91	4,94	11,20	6,56	17,79	20,72	35,89	66x28	2,20	3,91	4,06	7,61	8,97	29,57	31,87	4,07	
6,10	148x97	7,41			24,88			70x31	3,01	5,06	5,82	9,29		30,83	39,00		
6,20	148x97	7,41			23,24			70x31	3,01	5,06	5,82	9,15			39,00		
6,25	148x97	7,71		10,11				70x31	2,62	5,22	5,42						
6,30	148x97	7,50						70x31	3,01	5,06	5,82	9,50			39,00		
6,40	148x97	7,50						70x31	3,01	5,03	5,82	9,51			39,00		
6,50	148x97	6,37	12,86	10,74	20,53	28,07	38,63	70x31	2,61	4,67	7,56	9,17	13,68	30,91	37,50		
6,60	148x97	7,50						74x34	3,50	6,31	8,47	10,69			45,88		
6,70	148x97	7,50			19,29			74x34	3,50	6,31	8,47	10,69			45,88		
6,75	156x102	7,81	14,81	12,12				74x34	2,98	6,51	7,93						
6,80	156x102	7,77			23,84	31,53		74x34	3,04	6,49	8,00	10,51	16,88	39,00	45,88		
6,90	156x102	7,96						74x34	3,34					34,39	45,88		

TWIST DRILLS, LONG AND EXTRA SHORT SERIES

DIN 340

DIN 1897

		BC4	BC47	BC40	BC44	BC48	BC78		BC3	BC31	BC37	BC33	BC35	BC77	BC43	BC17	BC38
MATERIAL		HSS	HSSCo 5%	HSS	HSSCo 5%	HSSCo 5%	CARBIDE TIPPED		HSS	HSSCo 5%	HSS	HSSCo 5%	HSSCo 5%	CARBIDE TIPPED	SOLID CARBIDE	HSS	HSSCo 5%
SHARPENING																	
POINT ANGLE		118°	135°	118°	135°	135°	118°		135°	135°	135°	135°	118°	118°	135°	135°	135°
HELIX ANGLE		30° "N"	30° "N"	30° "N"	38° "S"	38° "S"	30° "N"		30° "N"	30° "N"	30° "N"	38° "S"	38° "N"	30° "N"	35° "N"	30° "N"	30° "N"
COATING		OX	GOLD	TiN	BRIGHT	TiAlN	BRIGHT		OX	GOLD	TiN	BRIGHT	TiAlN	BRIGHT	BRIGHT	OX	GOLD
APPLICATION		70 Kg/mm²	120 Kg/mm²	PRODUCTION	INOX	INOX	CAST IRON		70 Kg/mm²	120 Kg/mm²	PRODUCTION	INOX	INOX Plus	CAST IRON	HIGH PERFORMANCE	70 Kg/mm²	120 Kg/mm²
Ø mm	L1 x L2	€	€	€	€	€	€	L1 x L2	€	€	€	€	€	€	€	€	€
7,00	156x102	7,41	15,01	11,86	23,94	32,01	38,63	74x34	3,04	5,35	8,00	10,49	14,71	33,96	44,07	5,30	
7,10	156x102	7,96						74x34							55,89		
7,20	156x102	7,96			29,09			74x34	3,93						54,82		
7,25	156x102	8,30						74x34	3,44	6,97	8,39						
7,30	156x102	8,14			29,08			74x34		6,96					55,89		
7,40	156x102	8,14						74x34							55,89		
7,50	156x102	7,90	15,94	12,29	25,52	33,48	44,01	74x34	3,44	6,51	8,39	12,50	17,41	35,69	49,44		
7,60	165x109	8,14						79x37		7,54					61,87		
7,70	165x109	8,14						79x37		7,54					63,08		
7,75	165x109	8,46		11,92				79x37	3,79	7,54	8,76						
7,80	165x109	9,11			35,08			79x37	4,34	7,78	9,29	13,61	26,38		61,87		
7,90	165x109	9,11						79x37		7,78					61,87		
8,00	165x109	8,72	17,66	13,24	28,34	36,06	44,01	79x37	3,75	6,74	8,70	13,09	17,20	38,07	57,98	6,54	
8,10	165x109	9,11						79x37						42,34	75,44		
8,20	165x109	9,11			31,87			79x37							76,92		
8,25	165x109	9,46						79x37	4,51	8,88	9,47						
8,30	165x109	13,88						79x37							76,92		
8,40	165x109	14,00						79x37							76,92		
8,50	165x109	9,80	19,79	14,98	31,35	40,93	55,69	79x37	4,51	7,97	9,47	15,24	20,38	41,78	74,35		
8,60	175x115	14,00						84x40		9,65				43,38	81,86		
8,70	175x115	14,00						84x40							83,45		
8,75	175x115	14,54		15,30				84x40	4,92	9,64	9,89						
8,80	175x115	14,30			34,04			84x40							81,86		
8,90	175x115	14,30						84x40							83,45		
9,00	175x115	10,62	21,43	15,75	34,42	43,63	48,67	84x40	4,88	8,76	10,67	16,56	21,62	44,52	70,20		

DIN 340								DIN 1897									
		BC4	BC47	BC40	BC44	BC48	BC78		BC3	BC31	BC37	BC33	BC35	BC77	BC43	BC17	BC38
MATERIAL		HSS	HSSCo 5%	HSS	HSSCo 5%	HSSCo 5%	CARBIDE TIPPED		HSS	HSSCo 5%	HSS	HSSCo 5%	HSSCo 5%	CARBIDE TIPPED	SOLID CARBIDE	HSS	HSSCo 5%
SHARPENING																	
POINT ANGLE		118°	135°	118°	135°	135°	118°		135°	135°	135°	135°	118°	118°	135°	135°	135°
HELIX ANGLE		30° "N"	30° "N"	30° "N"	38° "S"	38° "S"	30° "N"		30° "N"	30° "N"	30° "N"	38° "S"	38° "N"	30° "N"	35° "N"	30° "N"	30° "N"
COATING		OX	GOLD	TiN	BRIGHT	TiAlN	BRIGHT		OX	GOLD	TiN	BRIGHT	TiAlN	BRIGHT	BRIGHT	OX	GOLD
APPLICATION		70 Kg/mm²	120 Kg/mm²	PRODUCTION	INOX	INOX	CAST IRON		70 Kg/mm²	120 Kg/mm²	PRODUCTION	INOX	INOX Plus	CAST IRON	HIGH PERFORMANCE	70 Kg/mm²	120 Kg/mm²
Ø mm	L1 x L2	€	€	€	€	€	€	L1 x L2	€	€	€	€	€	€	€	€	€
9,10	175x115	14,31						84x40						45,95	89,55		
9,20	175x115	14,31			43,31			84x40		10,86					91,29		
9,25	175x115	14,86						84x40	5,51	10,86	11,30						
9,30	175x115	15,38						84x40		10,86					91,29		
9,40	175x115	15,38						84x40		10,86					91,29		
9,50	175x115	10,77	21,68	15,85	34,66	44,09	51,81	84x40	5,51	9,90	11,30	18,48	23,53	47,92	83,51		
9,60	184x121	15,39						89x43							94,21		
9,70	184x121	15,38						89x43							94,21		
9,75	184x121	16,01						89x43	6,15	12,07	11,94						
9,80	184x121	15,40			58,41			89x43							94,21		
9,90	184x121	15,38						89x43							92,43		
10,00	184x121	11,60	23,47	16,88	37,32	46,90	51,45	89x43	6,15	10,95	12,76	20,52	25,51	51,79	82,41		
10,10	184x121	16,90												52,99			
10,20	184x121	15,76						89x43	6,97	12,23	13,59	23,50	36,26		102,49		
10,25	184x121	14,58	34,48	25,48				89x43	7,73								
10,30	184x121	22,39												52,99			
10,40	184x121	19,43															
10,50	184x121	15,73	31,48	26,65	49,90	69,10	69,79	89x43	6,96	12,24	16,88	25,12		56,41	101,53		
10,60	195x128	21,99															
10,70	195x128	21,99															
10,75	195x128	16,01						95x47	8,57								
10,80	195x128	20,03															
10,90	195x128	21,99															
11,00	195x128	17,46	35,32	28,17	55,06	75,46	69,79	95x47	7,73	13,68	17,64	27,68	39,92	60,50	105,30		
11,10	195x128	21,62												64,10			
11,20	195x128	21,00															
11,25	195x128	20,80															
11,30	195x128	25,08															
11,40	195x128	25,08															
11,50	195x128	17,82	37,10	28,79	59,30	77,24	86,55	95x47	8,61	16,15	18,53	29,43		65,27	126,92		
11,60	195x128	25,08															
11,70	195x128	25,08															
11,75	195x128	23,40															
11,80	195x128	23,40															
11,90	195x128	23,40															
12,00	205x134	19,90	40,14	30,85	64,32	82,46	80,50	102x51	9,07	17,27	18,99	33,07	47,68	71,02	123,29		
12,10	205x134	24,08												74,74			
12,20	205x134	22,52															
12,25	205x134	22,57															
12,30	205x134	26,60															
12,40	205x134	29,78															
12,50	205x134	21,00	48,21	34,76	63,44	100,86	87,43	102x51	10,20	21,01	23,42	39,02		75,22	165,29		
12,60	205x134	29,78															
12,70	205x134	29,78						102x51	10,74	24,04	23,97						
12,75	205x134	27,65															
12,80	205x134	29,78															
12,90	205x134	29,64															
13,00	205x134	23,79	49,11	37,46	78,97	102,50	87,43	102x51	11,17	21,43	24,39	40,78	59,47	81,24	165,29		
13,25	214x140	27,65															
13,50	214x140	26,57						107x54	14,17	25,15	29,06	46,02					
13,75	214x140	27,74															

TWIST DRILLS, LONG AND EXTRA SHORT SERIES

DIN 340

DIN 1897

		BC4	BC47	BC40	BC44	BC48	BC78		BC3	BC31	BC37	BC33	BC35	BC77	BC43	BC17	BC38
MATERIAL		HSS	HSSCo 5%	HSS	HSSCo 5%	HSSCo 5%	CARBIDE TIPPED		HSS	HSSCo 5%	HSS	HSSCo 5%	HSSCo 5%	CARBIDE TIPPED	SOLID CARBIDE	HSS	HSSCo 5%
SHARPENING																	
POINT ANGLE		118°	135°	118°	135°	135°	118°		135°	135°	135°	135°	118°	118°	135°	135°	135°
HELIX ANGLE		30° "N"	30° "N"	30° "N"	38° "S"	38° "S"	30° "N"		30° "N"	30° "N"	30° "N"	38° "S"	38° "N"	30° "N"	35° "N"	30° "N"	30° "N"
COATING		OX	GOLD	TiN	BRIGHT	TiAlN	BRIGHT		OX	GOLD	TiN	BRIGHT	TiAlN	BRIGHT	BRIGHT	OX	GOLD
APPLICATION		70 Kg/mm²	120 Kg/mm²	PRODUCTION	INOX	INOX	CAST IRON		70 Kg/mm²	120 Kg/mm²	PRODUCTION	INOX	INOX Plus	CAST IRON	HIGH PERFORMANCE	70 Kg/mm²	120 Kg/mm²
Ø mm	L1 x L2	€	€	€	€	€	€	L1 x L2	€	€	€	€	€	€	€	€	€
14,00	214x140	28,69					100,99	107x54	15,23	27,06	30,11	50,06		95,68	194,64		
14,25	220x144	51,70															
14,50	220x144	33,56						111x56	17,53	37,54	32,41	63,35			318,61		
14,75	220x144	51,70															
15,00	220x144	32,49					109,79	111x56	20,05	38,12	34,94	59,96		118,22	209,10		
15,25	227x149	58,32															
15,50	227x149	48,20						115x58	24,15	44,08	39,04	69,31			383,52		
15,75	227x149	58,35															
16,00	227x149	37,81					135,85	115x58	24,15	45,71	39,04	70,55		137,13	259,90		
16,25	235x154	64,38															
16,50	235x154	44,74						119x60	28,41	52,28	48,25						
16,75	235x154	64,38															
17,00	235x154	44,94					173,13	119x60	28,41	52,28	48,25						
17,25	241x158	74,02															
17,50	241x158	66,40						123x62	31,64	57,91	51,48						
17,75	241x158	86,47															
18,00	241x158	46,84					181,15	123x62	31,64	63,09	54,79						
18,25	247x162	90,41															
18,50	247x162	72,54						127x64	35,26	69,66	58,40						
18,75	247x162	125,91															
19,00	247x162	58,74						127x64	35,26	69,66	58,40						
19,25	254x166	130,96															
19,50	254x166	112,95						131x66	42,26	77,26	68,71						
19,75	254x166	127,56															
20,00	254x166	65,91					251,29	131x66	42,26	82,79	68,71				653,21		

TWIST DRILLS, EXTRA-LONG SERIES, DIN 1869 I/II/III

DIN 1869 I/II/III

Ref. BC8

Ref. BC88

	BC8	BC88
MATERIAL	HSS	HSSCo 5%
SHARPENING		
POINT ANGLE	118°	135°
HELIX ANGLE	30° "N"	38° "S"
COATING	OX	BRIGHT
APPLICATION	70 Kg/mm²	INOX

Ø mm	L1 x L2	BC8 €	BC88 €
0,50	50x25	13,35	
0,60	60x30	13,35	
0,70	60x30	13,49	
0,70	80x50	15,30	
0,80	60x30	13,76	
0,80	80x50	15,56	
0,80	120x60	19,94	
1,00	80x50	16,10	
1,00	100x70	17,46	
1,00	150x75	18,91	
1,50	100x70	12,73	
1,50	140x100	14,10	
2,00	100x70	12,50	
2,00	125x85	13,54	18,53
2,00	150x100	16,74	
2,00	160x125		29,90
2,00	200x135		35,67
2,25	135x90		23,59
2,50	140x95	14,27	18,53
2,50	180x130		33,31
2,50	225x150		39,34
2,75	150x100		25,85
3,00	150x100	14,66	21,05
3,00	190x130	17,02	25,88
3,00	240x160		42,88
3,25	155x105		25,85
3,25	200x135		31,92
3,50	165x115	16,64	21,34
3,50	210x145	19,12	27,41
3,50	265x180	27,25	37,18
3,75	165x115		29,94
3,75	210x145		31,92
3,75	265x180		42,15
4,00	175x120	16,48	21,34
4,00	220x150	19,58	27,41
4,00	280x190	27,91	37,18
4,25	175x120		31,71
4,25	220x150	34,09	40,99
4,25	280x190		51,29
4,50	185x125	18,45	24,97
4,50	235x160	22,96	32,57
4,50	295x220	32,81	46,28
4,75	185x125		32,65
4,75	235x160		40,99
4,75	295x200		51,29
5,00	195x135	19,34	33,53
5,00	245x170	24,68	37,90
5,00	315x210	30,41	43,73
5,25	195x135		33,10
5,25	245x170		45,78
5,25	315x210		54,86
5,50	205x140	23,00	26,74
5,50	260x180	32,77	40,45
5,50	330x225	38,00	49,73
5,75	205x140	27,77	33,10
5,75	260x180	38,41	45,78
5,75	330x225	47,03	55,56
6,00	205x140	22,97	26,73
6,00	260x180	32,96	40,45
6,00	330x225	37,85	49,89
6,25	215x150		38,80
6,25	275x190		47,91
6,25	350x235		61,84
6,50	215x150	27,24	33,11
6,50	275x190	35,26	44,64
6,50	350x235	43,92	56,97
6,75	225x155		42,15
6,75	290x200		55,32
6,75	370x250		78,43
7,00	225x155	28,97	41,10
7,00	290x200	40,31	49,89
7,00	370x250	54,48	73,48
7,25	225x155		53,68
7,25	290x200		66,19
7,25	370x250		88,43
7,50	225x155	32,58	45,34
7,50	290x200	43,45	59,44
7,50	370x250	63,26	83,44
7,75	240x165		55,32
7,75	305x210		66,19
7,75	390x265		97,81
8,00	240x165	36,02	46,28
8,00	305x210	49,94	57,89
8,00	390x265	65,08	85,71
8,25	240x165		72,55
8,25	305x210		96,32
8,25	390x265		117,00
8,50	240x165	48,97	62,78
8,50	305x210	66,86	87,54
8,50	390x265	91,28	107,21
8,75	240x165		77,52
8,75	320x220		96,32
8,75	410x280		123,16
9,00	250x175	46,80	66,98
9,00	320x220	61,47	84,18
9,00	410x280	90,74	113,83
9,25	250x175		90,65
9,25	320x220		115,60
9,25	410x280		144,56
9,50	250x175	54,88	77,53
9,50	320x220	75,86	100,65
9,50	410x280	101,97	133,79
9,75	265x185		92,50
9,75	340x235		120,45
9,75	430x295		155,24
10,00	265x185	54,61	70,28
10,00	340x235	71,02	92,54
10,00	430x295	98,66	130,43
10,25	265x185		137,06
10,25	340x235		148,59
10,25	430x295		158,01
10,50	265x185	100,62	118,82
10,50	340x235	109,05	128,80
10,50	430x295	115,98	136,97
10,75	280x195		137,06
10,75	365x250		148,59
10,75	455x310		158,01
11,00	280x195	68,90	89,10
11,00	365x250	97,91	115,65
11,00	455x310	114,62	135,35
11,25	280x195		127,66
11,25	365x250		171,38
11,25	455x310		177,03
11,50	280x195	93,68	110,67
11,50	365x250	125,78	148,58
11,50	455x310	129,96	153,48
11,75	280x195		127,66
11,75	365x250		171,38
11,75	455x310		177,03
12,00	295x205	90,64	100,65
12,00	375x260	110,47	130,43
12,00	480x330	134,42	158,73
12,25	295x205		148,59
12,25	375x260		166,40
12,25	480x330		201,96
12,50	295x205	109,05	128,80
12,50	375x260	122,12	144,23
12,50	480x330	148,22	175,05
12,75	295x205		148,59
12,75	375x260		166,40
12,75	480x330		201,96
13,00	295x205	109,05	128,80
13,00	375x260	125,80	148,58
13,00	480x330	149,62	176,70

* Special lengths available on request

EXTRA-LONG SERIES CARBIDE TIPPED DRILL FOR AIRCRAFT INDUSTRY

Ref. BC08

HSS | 135° | 30° "N" | AIRCRAFT



150 mm

	D1 mm	L1 mm	L2 mm	BC08 €
BC080225150	2,25	150	25	14,82
BC080250150	2,50	150	25	14,31
BC080320150	3,20	150	26	14,28
BC080325150	3,25	150	36	14,07
BC080400150	4,00	150	43	14,55

300 mm

	D1 mm	L1 mm	L2 mm	BC08 €
BC080225300	2,25	300	25	15,74
BC080250300	2,50	300	25	14,88
BC080320300	3,20	300	26	14,91
BC080325300	3,25	300	36	14,86
BC080400300	4,00	300	43	16,63

* Others diameters available on request

EXTRA-LONG SERIES CARBIDE TIPPED DRILL FOR AIRCRAFT INDUSTRY

Ref. BC08PMD

CARBIDE TIPPED | 85° | 20° "N" | AIRCRAFT MD

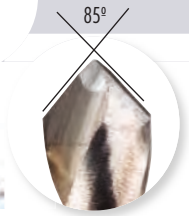

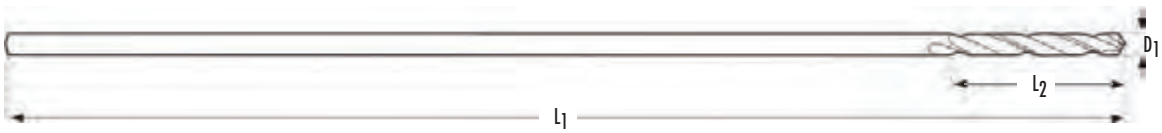

* MD AirCraft series available. Special sizes available on request

HSS & SOLID CARBIDE CENTRE DRILLS

Ref. BC10
Ref. BC10Co
Ref. BC65
Ref. BC10I
Ref. BC10MD
Ref. BC10W

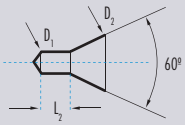

DIN 333A

DIN 333W

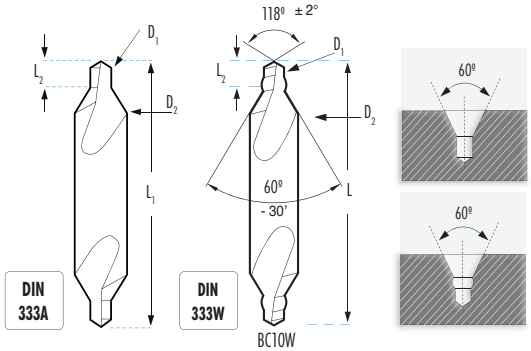



D1 x D2 mm	L1 x L2 mm	BC10 HSS €	BC10Co HSSCo 5% €	BC65 TiN €	BC10I HSS €	BC10MD SOLID CARBIDE €	BCW10 HSS NEW €
0,50 x 3,00	31 x 1	14,42		19,88			17,30
0,50 x 3,15*	25 x 1	8,47	9,21	14,10			10,16
0,63 x 3,15*	25 x 1	8,47		14,10		65,83	
0,80 x 3,15*	25 x 1	8,32	9,21	13,97			9,99
1,00 x 3,15	31 x 1	6,16	9,21	11,88		62,70	7,39
1,25 x 3,15	33 x 1	6,16	9,21	11,88		62,70	7,39
0,75 x 3,50	35 x 1	8,99	9,21	14,63			
1,00 x 4,00	35 x 1	7,74	9,21	13,41		70,29	9,28
1,25 x 4,00	35 x 1	6,54		12,69			7,85
1,50 x 5,00	40 x 2	7,45	9,91	14,32		71,71	8,94
1,60 x 4,00	37 x 2	6,16	9,21	12,34	11,12	66,96	7,39
1,60 x 5,00	40 x 2	6,51		13,40			7,81
2,00 x 5,00	42 x 2	6,62	9,91	13,51	11,95	76,30	7,95
2,00 x 6,00	45 x 2	7,45	10,44	14,79		81,35	8,94
2,00 x 6,30	45 x 2	6,68		14,54	12,68		8,84
2,50 x 6,30	47 x 3	7,36	11,01	14,72	13,28	86,94	8,84
2,50 x 8,00	50 x 3	8,12	11,01	15,43	14,66	102,42	9,74
3,00 x 8,00	50 x 3	8,13	11,61	15,46		102,42	9,75
3,15 x 8,00	52 x 4	8,10	12,10	15,43	14,63	97,55	9,71
3,00 x 10,00	55 x 4	10,57	16,05	18,34		121,54	12,68
3,15 x 10,00	56 x 4	9,58		20,10	17,28		11,49
4,00 x 10,00	59 x 5	11,24	16,05	20,82	20,29	121,54	13,48
4,00 x 12,00	63 x 5	18,16	25,30	26,87			21,79
4,00 x 12,50	63 x 5	13,08		26,87	23,63		21,79
5,00 x 12,00	63 x 5	18,16	25,30	26,87		196,88	21,79
5,00 x 12,50	66 x 6	19,70	26,44	28,49	35,59	202,99	23,64
5,00 x 14,00	69 x 6	31,21	34,94	40,82			37,45
5,00 x 16,00	71 x 6	31,21		37,15	56,36		37,45
6,30 x 16,00	74 x 8	26,96	37,84	37,15		324,26	32,35
6,30 x 18,00	77 x 8	47,51		60,50			57,02
6,30 x 20,00	80 x 8	47,51		60,50			61,77
8,00 x 20,00	81 x 27	52,04	103,55	75,17			62,44
8,00 x 25,00	100 x 10	113,49		144,34			
10,00 x 25,00	100 x 31	80,74	113,97	112,55			96,89
10,00 x 31,50	125 x 12	239,51		288,78			
12,50 x 31,50	125 x 33	192,06	249,61	243,72			

HSS & SOLID CARBIDE CENTRE DRILLS

Ref. BC64
Ref. BC68

DIN 333A

LONG SERIES

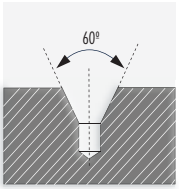

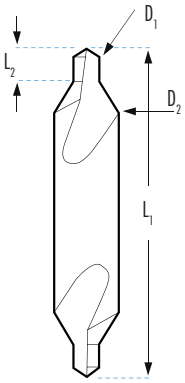

D1 x D2 mm	L1 x L2 mm	BC64 HSS €	BC68 TiN €
1,00 x 4,00	60 x 1	21,10	32,00
1,00 x 4,00	120 x 1	42,62	81,40
1,50 x 5,00	60 x 2	21,53	32,41
1,50 x 5,00	120 x 2	43,45	72,02
2,00 x 5,00	200 x 2	88,86	159,07
2,00 x 6,00	80 x 2	22,42	35,20
2,00 x 6,00	120 x 2	33,96	71,18
2,50 x 6,30	200 x 2	87,27	157,48
2,50 x 8,00	80 x 3	27,28	45,77
2,50 x 8,00	120 x 3	41,31	84,37
3,00 x 8,00	80 x 4	27,28	45,77
3,00 x 8,00	120 x 4	41,31	84,37
3,15 x 8,00	200 x 4	82,50	152,72
3,00 x 10,00	100 x 4	35,23	57,58
3,00 x 10,00	120 x 4	42,67	95,50
4,00 x 10,00	100 x 5	35,27	57,58
4,00 x 10,00	120 x 5	42,73	95,50
4,00 x 10,00	200 x 5	90,44	160,66
4,00 x 12,00	100 x 5	47,50	85,96
4,00 x 12,00	120 x 5	57,54	121,58
5,00 x 14,00	120 x 6	80,57	146,54

Ref. BC62

DIN 333R

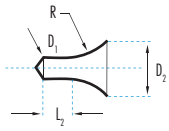

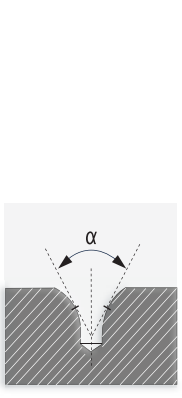

D1 x D2 mm	L1 x L2 mm	BC62 HSS €	BC62MDI SOLID CARBIDE €
0,50 x 3,00	31 x 2,3	10,12	
0,50 x 3,15	25 x 2,3	6,73	46,26
0,80 x 3,15	25 x 2,6	6,73	
1,00 x 3,15	31 x 3,0	6,73	48,27
1,25 x 3,15	31 x 3,3	6,73	48,27
0,50 x 3,50	35 x 2,7	10,12	
0,75 x 3,50	35 x 2,8	6,73	
1,00 x 4,00	35 x 3,3	6,73	
1,25 x 4,00	35 x 3,7	6,73	
1,60 x 4,00	37 x 4,0	6,73	52,29
1,50 x 5,00	40 x 4,5	7,36	
1,60 x 5,00	40 x 4,5	7,59	
2,00 x 5,00	42 x 5,0	7,32	62,34
2,00 x 6,00	45 x 5,4	8,20	
2,00 x 6,30	45 x 6,0	8,49	
2,50 x 6,30	47 x 6,0	8,14	74,41
2,50 x 8,00	50 x 7,0	8,94	
3,00 x 8,00	50 x 8,0	8,94	
3,15 x 8,00	52 x 8,0	8,94	90,50
3,00 x 10,00	55 x 8,9	11,64	
3,15 x 10,00	56 x 9,0	11,64	
4,00 x 10,00	56 x 10,0	11,64	123,88
4,00 x 12,00	63 x 10,7	18,39	
5,00 x 12,00	63 x 11,4	18,39	
4,00 x 12,50	63 x 11,0	19,41	
5,00 x 12,50	66 x 13,0	19,46	197,09
5,00 x 14,00	69 x 12,8	25,09	
5,00 x 16,00	71 x 15,0	27,61	
6,30 x 16,00	74 x 17,0	27,95	
6,00 x 18,00	77 x 16,6	41,57	
6,30 x 20,00	80 x 19,0	49,55	
8,00 x 20,00	80 x 21,0	53,11	
10,00 x 25,00	100 x 26,0	87,98	
12,50 x 31,50	125 x 33,0	200,70	

HSS & SOLID CARBIDE CENTRE DRILLS

Ref. BC63 | DIN 333B | HSS



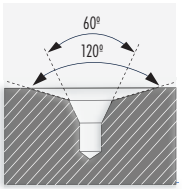

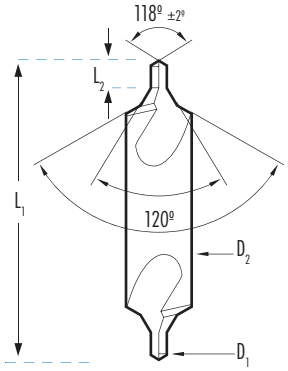

D1 x D2 mm	L1 x L2 mm	BC63 €
0,50 x 3,00	31,00 x 0,6	12,59
0,75 x 4,00	35,00 x 1,0	11,28
1,00 x 4,00	37,50 x 1,60	11,28
1,25 x 5,00	42,00 x 1,90	11,28
1,50 x 5,00	40,00 x 2,00	12,05
1,00 x 6,00	45,00 x 1,30	12,05
2,00 x 6,00	45,00 x 2,50	12,05
1,60 x 6,30	47,00 x 2,40	11,28
1,50 x 8,00	50,00 x 2,00	12,64
2,00 x 8,00	52,00 x 2,90	11,83
2,50 x 8,00	50,00 x 3,10	13,75
3,00 x 8,00	50,00 x 3,90	14,14
2,00 x 10,00	55,00 x 2,50	14,42
2,50 x 10,00	59,00 x 3,60	13,69
3,00 x 10,00	55,00 x 3,90	16,35
4,00 x 10,00	55,00 x 5,00	16,46
3,15 x 11,20	63,00 x 4,40	15,82
2,50 x 12,00	63,00 x 3,10	21,27
4,00 x 12,00	63,00 x 5,00	21,85
5,00 x 12,00	63,00 x 6,30	23,23
3,00 x 14,00	69,00 x 3,90	26,70
4,00 x 14,00	70,00 x 5,60	24,33
5,00 x 14,00	69,00 x 6,30	31,63
4,00 x 16,00	71,00 x 5,00	34,03
4,00 x 18,00	77,00 x 5,00	37,50
5,00 x 18,00	78,00 x 6,90	33,63
6,00 x 18,00	77,00 x 8,00	44,74
5,00 x 20,00	80,00 x 6,30	63,54
6,30 x 20,00	83,00 x 8,60	49,06
6,00 x 25,00	100,00 x 8,00	113,06
6,30 x 25,00	100,00 x 8,00	113,06
8,00 x 25,00	100,00 x 26,00	108,36
10,00 x 31,50	125,00 x 30,00	214,71

HSSCo & SOLID CARBIDE POINTING DRILLS FOR CNC

Ref. BC75
Ref. BI75
Ref. BC76

HSSCo 5% | TiAlN | DIN 1412A | D_2 TOL h6

Used for the previous centering in drilling works. Guides the drill when it starts to plunge. Increases the drilling speed attack.

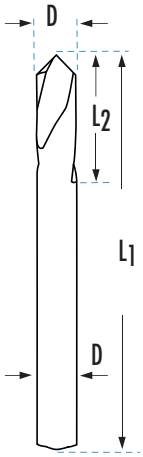

D mm	L1 x L2 mm	BC75 90º €	BI75 90º €	BC76 120º €	BH75 142º NEW €
2,0	49 x 8	19,11		19,11	
3,0	50 x 10	22,10	68,14	22,10	27,90
4,0	52 x 12	22,10	72,70	22,10	27,90
5,0	60 x 15	24,93	77,24	24,93	31,46
6,0	66 x 20	24,93	81,77	24,93	31,46
8,0	79 x 25	28,15	90,86	28,15	35,53
10,0	89 x 25	28,15	102,22	28,15	35,53
12,0	102 x 30	38,83	113,58	38,83	49,01
16,0	115 x 35	53,41		53,41	67,41
20,0	131 x 40	105,10		105,10	132,65

DOUBLE POINTING DRILL

Ref. DP75 | HSSCo 5% | TiAlN

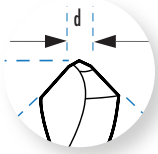

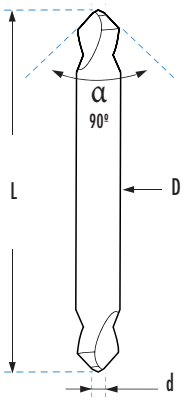

D x d mm	L mm	DP75 90º €
3,0 x 0,5	40	27,58
4,0 x 1,0	45	27,70
6,0 x 2,0	55	31,42
8,0 x 2,5	65	36,28
10,0 x 3,0	75	38,93
12,0 x 3,5	85	48,03
16,0 x 4,0	90	73,98
20,0 x 5,0	100	121,36

HSSCo & SOLID CARBIDE POINTING DRILLS FOR CNC

Used for the previous centering in drilling works. Guides the drill when it starts to plunge. Increases the drilling speed attack.

DIN 1412A | D_2 TOL h6

SOLID CARBIBE POINTING DRILL

Ref. BC92
Ref. BC93
SOLID CARBIDE | DIN 1412A | D2 TOL h6 | D2 DIN 6535HB

D mm	L1 x L2 mm	BC92 90° €	BC93 120° €
1,0	26 x 6	29,29	
1,5	32 x 9	29,73	
2,0	38 x 12	30,03	
3,0	45 x 12	30,46	31,33
4,0	50 x 15	30,77	31,65
5,0	50 x 18	36,66	37,70
6,0	50 x 13	47,54	48,90
8,0	60 x 23	66,93	68,83
10,0	70 x 24	94,88	97,59
12,0	70 x 24	122,50	126,00
14,0	70 x 27	184,48	189,75
16,0	75 x 29	225,44	219,00
18,0	100 x 33	335,96	345,55
20,0	100 x 35	397,83	388,31

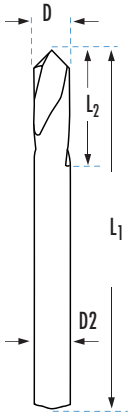

MULTI-FUNCTION POINTING DRILL

Ref. BN75
HSSCo 5% | 120 Kg/mm²



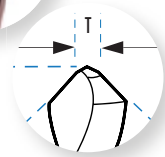

	D mm	L1 x L2 mm	T*	BN75 90° €
BN750300	3,0	50 x 6	0,3	32,64
BN750400	4,0	52 x 8	0,4	35,39
BN750500	5,0	60 x 10	0,5	38,43
BN750600	6,0	66 x 12	0,6	41,19
BN750800	8,0	79 x 14	0,8	49,72
BN751000	10,0	89 x 16	1,0	59,48
BN751200	12,0	102 x 18	1,2	77,79
BN751400	14,0	115 x 21	1,4	109,81
BN751600	16,0	115 x 24	1,6	122,01

T*: Core Thickness

MORSE TAPER SHANK POINTING DRILL LARGE SERIES

Ref. BL75
HSSCo 5% | TiAlN | 90°

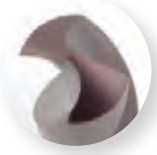

D1 mm	L1 x L2 mm	BL75 €
3,0	80 x 10	45,43
4,0	100 x 12	49,97
5,0	120 x 15	54,52
6,0	140 x 20	59,06
8,0	140 x 25	65,87
10,0	170 x 25	81,77
12,0	170 x 30	99,95
16,0	200 x 35	134,02
20,0	200 x 40	170,36

MORSE TAPER SHANK POINTING DRILL

Ref. BP11
HSSCo 5% | 120 Kg/mm² | 90°

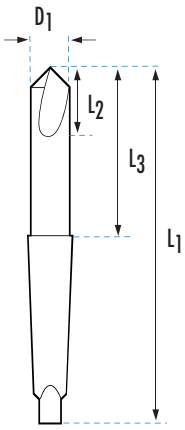

D1 mm	L1 mm	L2 mm	L3 mm	MT	BP11 €
10,0	130	25	64	1	136,30
12,0	130	30	64	1	147,65
16,0	148	35	68	2	181,72
20,0	148	40	68	2	227,16
25,0	171	45	72	3	306,66

HSSCo & SOLID CARBIDE DRILLS TO REMOVE WELDING SPOTS

SHORT DRILLS FOR PNEUMATIC DRILLING MACHINES

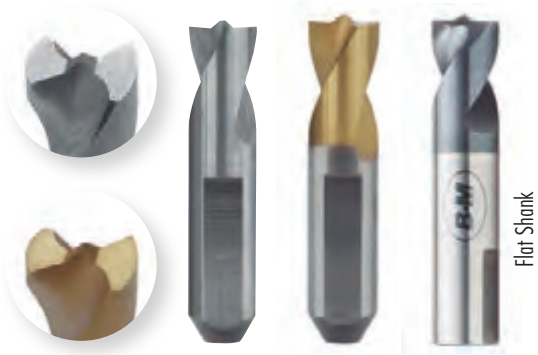

D_1 mm	D_2 mm	L1 x L2 mm	BC70 HSSCo 8% €	BC71 HSSCo 8% TiN €	BC70MD* SOLID CARBIDE TiAlN €
6,0	8,0	45 x 18	26,33	35,70	
6,5	6,5	40 x 18	27,45	40,88	66,97
8,0	8,0	38 x 18	21,58	35,70	
8,0	8,0	45 x 18	24,07	40,88	81,71
9,0	8,0	45 x 18	26,00	42,48	
10,0	8,0	45 x 18	28,49	48,19	

* SOLID CARBIDE SPECIAL DRILL BC70MD COATED WITH TiAlN

- Special drill for boron weldings.
- Use with electric drilling machines.
- 1200 RPM.
- Important pushing strength.
- Use always "CUT-MAGIC" lubricant.

TO BE USED WITH STANDARD DRILLING MACHINES

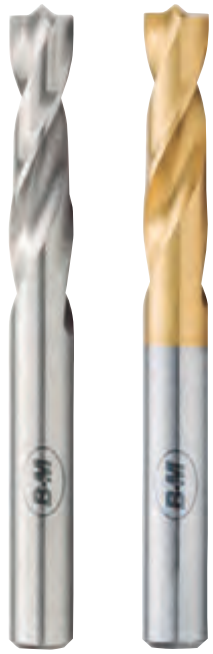

Ø mm	L1 x L2 mm	BC60 HSSCo 5% €	BC69 HSSCo 5% TiN €
6,0	66 x 26	13,02	22,84
7,0	74 x 34	18,67	29,73
8,0	79 x 36	17,26	32,21
10,0	89 x 44	21,31	34,02

CUTTING SET: ARBOR, HOLE SAW & PILOT DRILL

EBC70-1
24,80 €

HOLE SAW: 9,5 mm

EBC70-2
17,93 €

PILOT DRILL

EBC70-3
1,09 €

EBC70

Composition:

1 Cutting set Ref. EBC70-1
5x9,5 mm Hole saws Ref. EBC70-2
2 Pilot drills Ref. EBC70-3
1 Drill bit Ref. BC60 Ø 8 mm

112,46 €

DRILL MILLS

FOR METAL, WOOD AND PLASTIC WORKING

* For bodywork

		BC80	BC81
Ø mm	L1 x L2 mm	HSS €	TiN €
6,0	90 x 60	18,16	28,51
8,0	90 x 60	23,36	36,49

SOLID CARBIDE DRILL MILLS

Ref. BC91

SOLID CARBIDE

CHARACTERISTICS:
Can be succesfully used to complete different operations: Drilling, Pointing and Chamfering.

50 HRc | Ti | INC | Ni | INOX | PVC

D2 TOL h6

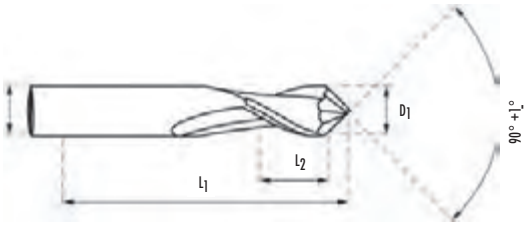

D1 TOL h9

			BC91
D_1 mm	D_2 mm	L1 x L2 mm	€
3,0	3,0	50 x 6	61,94
4,0	4,0	50 x 8	70,42
5,0	5,0	50 x 10	80,48
6,0	6,0	60 x 12	87,14
8,0	8,0	70 x 16	121,03
10,0	10,0	70 x 18	168,35
12,0	12,0	70 x 20	168,35
14,0	14,0	88 x 30	200,83
16,0	16,0	80 x 26	240,47
20,0	20,0	100 x 32	424,83

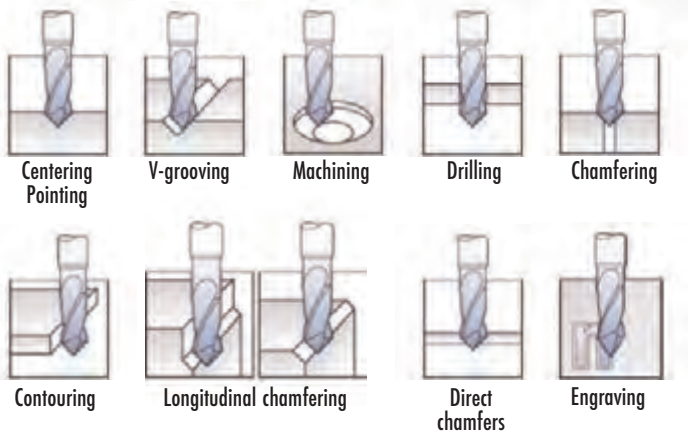

FLOWDRILL FOR THREADING METAL SHEET

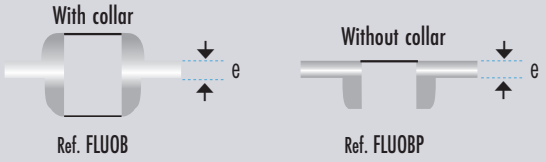

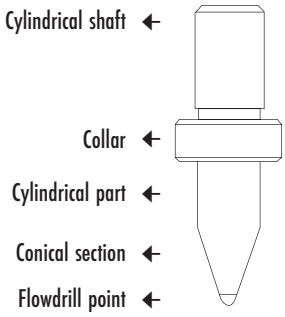

	e max. mm	D_1 mm	D_2 mm	R.P.M.	FLUOB	FLUOB €	FLUOBP	FLUOBP €
M3x0,50	1,7	6	2,7	3000	FLUOBM03	**138,52**	FLUOBPM03	**193,94**
M4x0,70	1,7	6	3,7	2600	FLUOBM04	**143,56**	FLUOBPM04	**200,99**
M5x0,80	2,0	8	4,5	2500	FLUOBM05	**149,94**	FLUOBPM05	**217,86**
M6x1,00	2,0	8	5,3	2400	FLUOBM06	**159,83**	FLUOBPM06	**232,19**
M8x1,25	2,4	8	7,3	2200	FLUOBM08	**197,18**	FLUOBPM08	**286,49**
M10x1,50	2,6	10	9,2	2000	FLUOBM10	**223,46**	FLUOBPM10	**324,67**
M12x1,75	3,0	12	10,9	1800	FLUOBM12	**239,60**	FLUOBPM12	**329,23**
M16x2,00	3,4	16	14,8	1200	FLUOBM16	**330,48**	FLUOBPM16	**422,10**
M20x2,50	3,8	18	18,7	800	FLUOBM20	**466,49**	FLUOBPM20	**595,04**

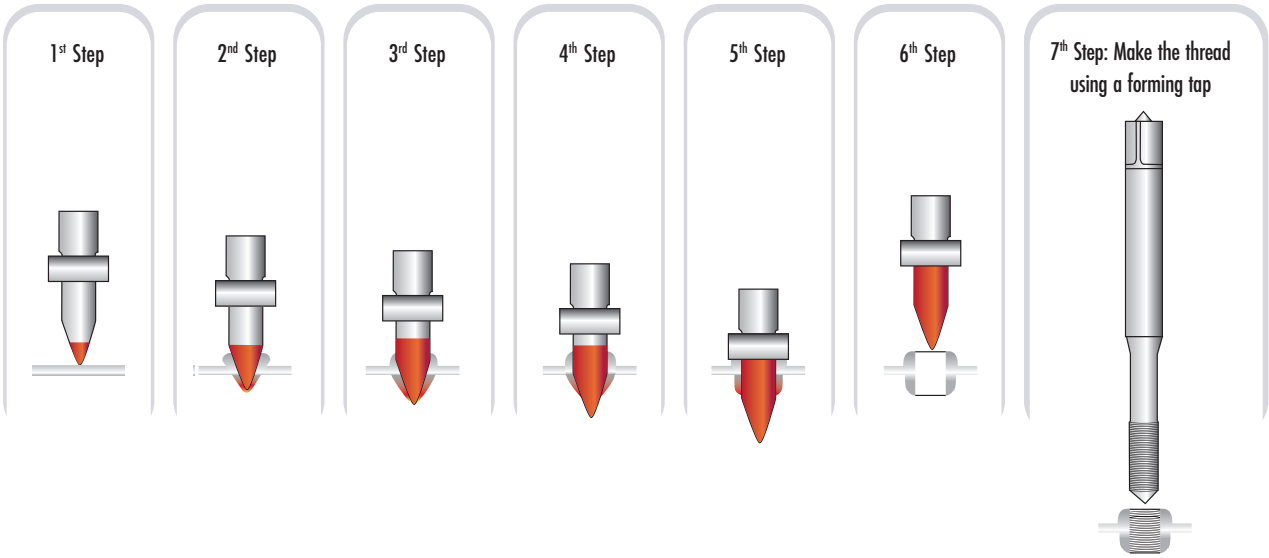

FLOW-DRILLING LUBRICANT (250ml. & 750ml.)

		PACKAGING UNIT	PASTY €
ACPU00250	0,250 l.	1 Can	**28,92**
ACPU00750	0,750 l.	1 Can	**43,76**

HSS SUBLAND TWIST DRILLS STRAIGHT AND TAPER SHANK

Ref. BC26 | HSS | DIN 8376 | 180°

FOR ALLEN SCREW HEADS

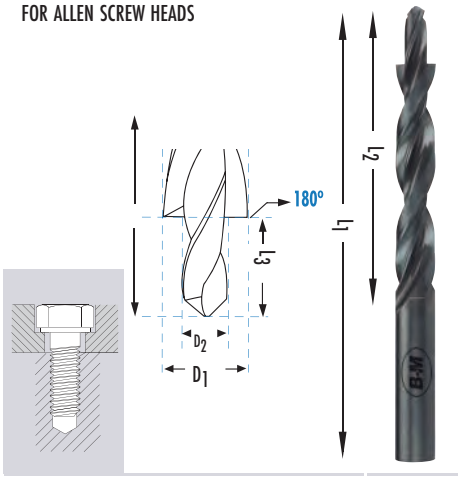

BC26

	D2 mm	D1 mm	L1 x L2 mm	L3 mm	€
M3	3,4	6	93 x 57	9	61,86
M4	4,5	8	117 x 75	11	64,88
M5	5,5	10	133 x 87	13	77,11
M6	6,6	11	142 x 94	15	87,13
M8	9,0	15	169 x 114	19	107,05
M10	11,0	18	191 x 130	23	212,73

Ref. BC24 | HSS | DIN 8374 | 90°

CONICAL SHAPE
for DIN 7991 screws

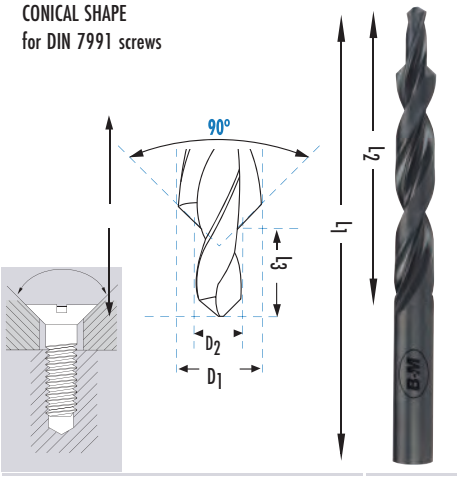

BC24

	D2 mm	D1 mm	L1 x L2 mm	L3 mm	€
M3	3,2	6,0	93 x 57	9	72,17
M4	4,3	8,0	117 x 75	11	75,69
M5	5,3	10,0	133 x 87	13	89,96
M6	6,4	11,5	142 x 94	15	102,77
M8	8,4	15,0	169 x 114	19	140,56
M10	10,5	19,0	198 x 135	23	217,04

Ref. BC28 | HSS | DIN 8378 | 90°

CONICAL SHAPE
Prior to thread cutting

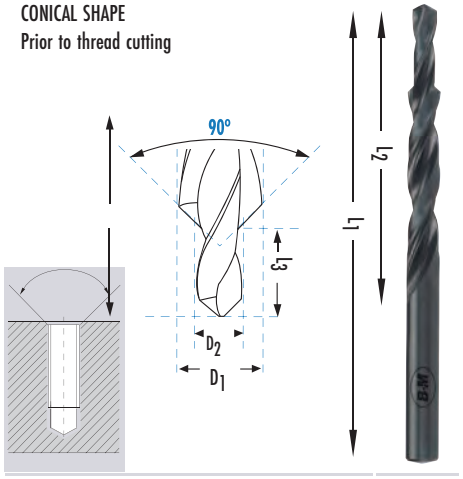

BC28

	D2 mm	D1 mm	L1 x L2 mm	L3 mm	€
M3	2,5	3,4	70 x 39	8,8	55,49
M4	3,3	4,5	80 x 47	11,8	59,70
M5	4,2	5,5	93 x 57	13,6	64,30
M6	5,0	6,6	101 x 63	16,5	73,17
M8	6,8	9,0	125 x 81	21,0	87,19
M10	8,5	11,0	142 x 94	25,5	101,70
M12	10,2	13,5	160 x 108	30,0	126,62

Ref. BC27 | HSS | DIN 8377 | 180°

FOR ALLEN SCREW HEADS



BC27

	D2 mm	D1 mm	L1 x L2 mm	L3 mm	MT	€
M6	6,6	11	175 x 94	15	1	155,02
M8	9,0	15	212 x 114	19	2	160,08
M10	11,0	18	228 x 130	23	2	180,49
M12	13,5	20	238 x 140	27	2	201,89
M14	15,5	24	281 x 160	31	3	286,29
M16	17,5	26	286 x 165	35	3	408,22
M18	20,0	30	296 x 175	39	3	456,48
M20	22,0	33	334 x 185	43	4	516,15

Ref. BC25 | HSS | DIN 8375 | 90°

CONICAL SHAPE
for DIN 7991 screws

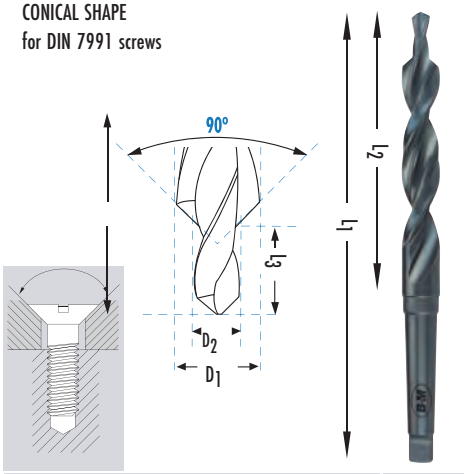

BC25

	D2 mm	D1 mm	L1 x L2 mm	L3 mm	MT	€
M5	5,5	11,0	175 x 94	13	1	154,86
M6	6,6	13,0	182 x 101	15	1	157,97
M8	9,0	17,2	228 x 130	19	2	188,27
M10	11,0	21,5	248 x 150	23	2	222,90

Ref. BC29 | HSS | DIN 8379 | 90°

CONICAL SHAPE
Prior to thread cutting

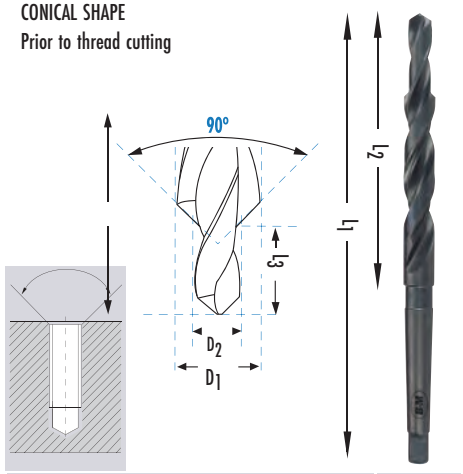

BC29

	D2 mm	D1 mm	L1 x L2 mm	L3 mm	MT	€
M8	6,8	9,0	162 x 81	21,0	1	142,03
M10	8,5	11,0	175 x 94	25,5	1	154,76
M12	10,2	13,5	189 x 108	30,0	1	182,79
M14	12,0	15,5	218 x 120	34,5	2	195,06
M16	14,0	17,5	228 x 130	38,5	2	210,51
M18	15,5	20,0	238 x 140	43,5	2	235,45
M20	17,5	22,0	248 x 150	47,5	2	284,69

EXTRA SHORT SERIES SUBLAND TWIST DRILLS

Ref. BC36 — HSSCo 5% — 90°

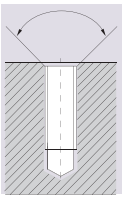
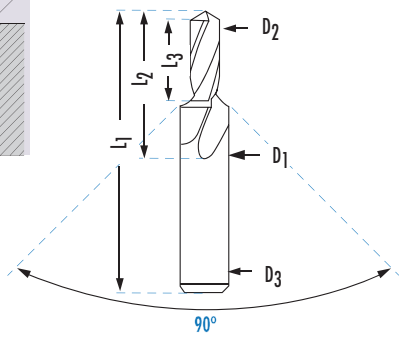

BC36

	D1 mm	D2 mm	D3 mm	L1 x L2 mm	L3 mm	€
M3	3,4	2,5	3,4	52 x 20	8	30,05
M4	4,5	3,3	4,5	58 x 24	11	31,47
M5	5,5	4,2	5,5	66 x 28	13	32,90
M6	6,6	5,0	6,6	70 x 31	16	35,75
M8	9,0	6,8	9,0	84 x 40	20	42,91
M10	11,0	8,5	11,0	95 x 47	24	56,50
M12	14,0	10,2	14,0	107 x 54	29	75,80
M14	16,0	12,0	16,0	115 x 56	32	193,08
M16	18,0	14,0	18,0	135 x 60	34	243,14

Ref. BCMD36 — SOLID CARBIDE — 90° — TiAlN

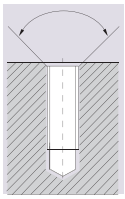
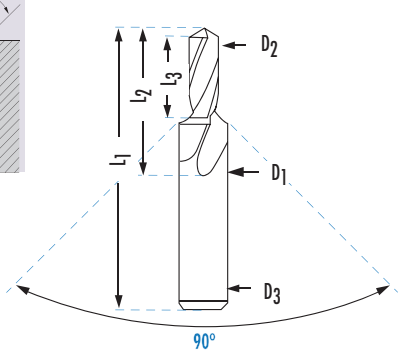

BCMD36

	D1 mm	D2 mm	D3 mm	L1 x L2 mm	L3 mm	€
M3	6,0	2,5	6,0	66 x 20	8,8	57,21
M4	6,0	3,3	6,0	66 x 24	11,4	66,74
M5	6,0	4,2	6,0	66 x 28	13,6	71,51
M6	8,0	5,0	8,0	79 x 31	16,5	83,44
M8	10,0	6,8	10,0	89 x 40	21,0	114,42
M10	12,0	8,5	12,0	102 x 47	25,5	154,94
M12	14,0	10,2	14,0	107 x 54	30,0	214,54

Ref. BC74 — HSSCo 5% — 180°

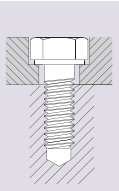
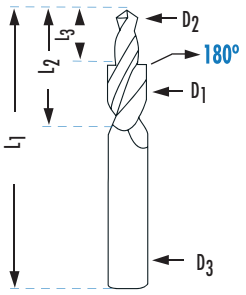

BC74

	D1 mm	D2 mm	D3 mm	L1 x L2 mm	L3 mm	€
M2	4,3	2,4	4,3	45 x 12	6	20,74
M3	6,0	3,4	6,0	45 x 18	9	21,09
M4	8,0	4,5	8,0	50 x 22	11	25,04
M5	10,0	5,5	10,0	55 x 26	13	27,89
M6	11,0	6,6	11,0	63 x 30	15	35,05
M8	15,0	9,0	12,5	100 x 34	19	65,80
M10	18,0	11,0	12,5	110 x 42	23	95,83
M12	20,0	14,0	12,5	110 x 34	28	125,86
M14	24,0	16,0	12,5	120 x 42	34	254,59

Ref. BC34 — HSSCo 5% — 90°

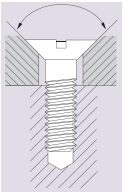
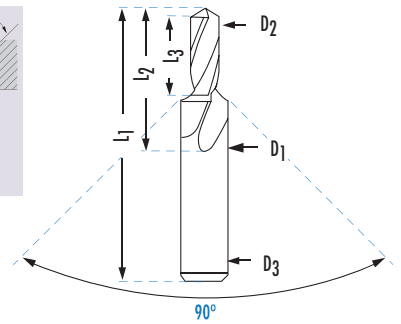

BC34

	D1 mm	D2 mm	D3 mm	L1 x L2 mm	L3 mm	€
M2	4,6	2,2	4,6	45 x 12	6	20,74
M3	6,5	3,2	6,5	45 x 18	9	21,09
M4	8,6	4,3	8,6	50 x 26	11	25,04
M5	10,4	5,3	10,4	55 x 30	13	27,89
M6	12,4	6,4	12,4	63 x 34	15	35,05
M8	16,4	8,4	12,5	100 x 42	19	65,80
M10	20,4	10,5	12,5	110 x 34	23	95,83
M12	25,0	13,0	12,5	120 x 42	28	254,59

DIN 7991

	M2	M2.5	M3	M4	M5	M6	M8	M10	M12	M14	M16	M18	M20
Kmax.	1,2	1,5	1,7	2,3	2,8	3,3	4,4	5,5	6,5	7	7,5	8	8,5
D1	4	5	6	8	10	12	16	20	24	27	30	33	36

MORSE TAPER SHANK DRILLS DIN 345

DIN 345

	BC11	BC22	BC32	BC21	BC13
MATERIAL	HSS	HSSCo 5%	HSSCo 5%	HSS	CARBIDE TIPPED
SHARPENING					
POINT ANGLE	118°	135°	135°	118°	118°
HELIX ANGLE	30° "N"	30° "N"	38° "S"	30° "N"	30° "N"
COATING	OX	OX	OX	TiN	BRIGHT
APPLICATION	70 Kg/mm²	120 Kg/mm²	INOX	PRODUCTION	CAST IRON

Ø mm	L1 x L2	MT*	BC11 €	BC22 €	BC32 €	BC21 €	BC13 €
3,00	114 x 33	1	42,23				
3,50	120 x 43	1	41,76				
4,00	124 x 43	1	42,40				
4,50	128 x 47	1	45,15				
5,00	133 x 52	1	26,58				
5,25	133 x 52	1	30,55				
5,50	138 x 57	1	26,58				
5,75	138 x 57	1	30,55				
6,00	138 x 57	1	26,58				
6,25	144 x 63	1	34,83				
6,50	144 x 63	1	28,21				
6,75	150 x 69	1	32,53				
7,00	150 x 69	1	28,10				
7,25	150 x 69	1	37,35				
7,50	150 x 69	1	30,39				
7,75	156 x 75	1	37,35				
8,00	156 x 75	1	30,17			47,16	
8,25	156 x 75	1	43,94				
8,50	156 x 75	1	32,80			47,69	
8,75	162 x 81	1	39,40				
9,00	162 x 81	1	32,82			47,50	
9,25	162 x 81	1	43,43				
9,50	162 x 81	1	32,57			47,50	
9,75	168 x 87	1	43,44				
10,00	168 x 87	1	31,90	103,87		47,08	86,95
10,25	168 x 87	1	40,87				
10,50	168 x 87	1	35,48	108,54		49,50	86,87

For drilling holes over 25mm we recommend to drill a previous hole of about a third part of the final diameter. For example: if you are going to use a 30mm drill, you should drill a previous hole of 10mm.

Ø mm	L1 x L2 mm	MT	BC11 €	BC22 €	BC32 €	BC21 €	BC13 €
10,75	175 x 94	1	40,87				
11,00	175 x 94	1	35,31	103,90		50,50	94,31
11,25	175 x 94	1	42,67				
11,50	175 x 94	1	37,12	108,19		51,82	94,31
11,75	175 x 94	1	42,68				
12,00	182 x 101	1	37,31	111,59		38,32	98,46
12,25	182 x 101	1	47,52				
12,50	182 x 101	1	39,93	116,81		53,46	98,66
12,75	182 x 101	1	47,53				
13,00	182 x 101	1	41,64	114,31	86,71	54,59	112,30
13,25	189 x 101	1	52,61				
13,50	189 x 101	1	43,94	149,73	104,78	56,33	111,99
13,75	189 x 101	1	52,61				
14,00	189 x 108	1	43,97	146,98	99,61	45,24	122,02
14,25	212 x 114	2	56,98				
14,50	212 x 114	2	49,49	162,65	122,24	75,56	122,00
14,75	212 x 114	2	56,96				
15,00	212 x 114	2	49,49	149,91	116,19	75,56	138,06
15,25	218 x 120	2	58,60				
15,50	218 x 120	2	50,94	165,75	119,92	77,78	147,02
15,75	218 x 120	2	58,60	204,42	149,89		
16,00	218 x 120	2	51,23	157,72	119,92	51,30	146,95
16,25	223 x 125	2	66,25				
16,50	223 x 125	2	57,90	167,47	127,27	79,35	147,41
16,75	223 x 125	2	66,25				
17,00	223 x 125	2	57,89	164,95	127,27	78,94	156,17
17,25	228 x 130	2	73,36				
17,50	228 x 130	2	64,02	174,90	134,63	85,05	155,97
17,75	228 x 130	2	73,36	238,52	179,86		
18,00	228 x 130	2	61,48	171,58	143,89	58,56	168,81
18,25	233 x 135	2	80,66				
18,50	233 x 135	2	70,47	188,28	149,43	87,13	197,30
18,75	233 x 135	2	81,19				
19,00	233 x 135	2	70,70	184,15	149,43	73,34	197,01
19,25	238 x 140	2	87,82				
19,50	238 x 140	2	76,46	212,80	156,79	93,36	221,25
19,75	238 x 140	2	88,43				
20,00	238 x 140	2	76,49	205,69	156,79	77,13	221,79
20,25	243 x 145	2	91,48				
20,50	243 x 145	2	79,28	236,91	182,62	94,77	225,36
20,75	243 x 145	2	91,48				
21,00	243 x 145	2	79,28	239,58	182,62	94,34	225,36
21,25	248 x 150	2	100,94				
21,50	248 x 150	2	87,43	269,90	199,22	99,81	245,73
21,75	248 x 150	2	100,94	349,01	249,03		
22,00	248 x 150	2	87,60	243,41	199,22	89,83	245,73
22,00*	265 x 150	3	119,07				
22,25	248 x 150	2	110,48				
22,50	253 x 155	2	95,86	301,87	210,28	108,68	246,11
22,75	253 x 155	2	110,48				
23,00	253 x 155	2	95,63	283,57	228,72	107,89	266,92
23,25	276 x 155	3	121,85				
23,50	276 x 155	3	106,13	301,28	275,75	130,01	266,75
23,75	281 x 160	3	122,00				
24,00	281 x 160	3	105,90	305,16	254,57	111,30	293,42

* Morse taper

MORSE TAPER SHANK DRILLS DIN 345

DIN 345

	BC11	BC22	BC32	BC21	BC13
MATERIAL	HSS	HSSCo 5%	HSSCo 5%	HSS	CARBIDE TIPPED
SHARPENING					
POINT ANGLE	118°	135°	135°	118°	118°
HELIX ANGLE	30° "N"	30° "N"	38° "S"	30° "N"	30° "N"
COATING	OX	OX	OX	TiN	BRIGHT
APPLICATION	70 Kg/mm²	120 Kg/mm²	INOX	PRODUCTION	CAST IRON

Ø mm	L1 x L2	MT*	BC11 €	BC22 €	BC32 €	BC21 €	BC13 €
24,25	281x160	3	132,47				
24,50	281x160	3	115,59	325,46	300,61	137,31	293,17
24,75	281x160	3	132,92	321,44			
25,00	281x160	3	115,13	319,70	236,11	122,43	300,72
25,25	286x165	3	144,97				
25,50	286x165	3	125,97	397,92	352,52	155,06	356,87
25,75	286x165	3	144,57				
26,00	286x165	3	125,26	377,91	298,82	128,61	338,27
26,25	286x165	3	156,55				
26,50	286x165	3	135,61	418,29	352,50	160,88	392,12
26,75	291x170	3	156,55				
27,00	291x170	3	135,74	419,46	320,93	134,74	359,60
27,25	291x170	3	167,55				
27,50	291x170	3	145,19	500,22		168,98	431,96
27,75	291x170	3	167,55	464,44	707,52		
28,00	291x170	3	145,63	464,67	332,05	141,12	398,69
28,25	296x175	3	179,71				
28,50	296x175	3	155,67	490,14		177,44	470,65
28,75	296x175	3	179,74				
29,00	296x175	3	155,65	452,46	361,55	161,35	424,38
29,25	296x175	3	197,63				
29,50	296x175	3	171,41	501,27		211,86	513,37
29,75	296x175	3	197,63	497,98	690,49		
30,00	296x175	3	171,50	459,17	379,97	167,53	451,11
30,25	301x180	3	219,99				
30,50	301x180	3	191,35	664,87			
30,75	301x180	3	220,09				

* Morse taper

For drilling holes over 25mm we recommend to drill a previous hole of about a third part of the final diameter. For example: if you are going to use a 30mm drill, you should drill a previous hole of 10mm.

Ø mm	L1 x L2 mm	MT	BC11 €	BC22 €	BC32 €	BC21 €	BC13 €
31,00	301x180	3	191,53	449,13		207,93	
31,25	301x180	3	233,06				
31,50	301x180	3	201,41	689,91			
31,75	306x185	3	233,06		604,12		
32,00	334x185	4	201,75	519,57	483,28	217,56	559,55*
32,00	334x185	3	375,70				
32,25	334x185	4	272,02				
32,50	334x185	4	231,75				
32,75	334x185	4	272,02				
33,00	334x185	4	230,37	594,01		236,79	689,59*
33,25	334x185	4	284,14				
33,50	334x185	4	251,32				
33,75	339x190	4	285,69				
34,00	339x190	4	250,55	669,29		336,48	690,75*
34,25	339x190	4	312,21				
34,50	339x190	4	273,66				
34,75	339x190	4	312,21	727,66			
35,00	339x190	4	275,02	703,28	662,16	371,01	
35,25	339x190	4	334,61				
35,50	339x190	4	293,58				
35,75	344x195	4	343,59				
36,00	344x195	4	294,30	755,59		385,08	1.109,34*
36,25	344x195	4	361,12				
36,50	344x195	4	311,26				
36,75	344x195	4	361,07				
37,00	344x195	4	310,85	706,22		396,30	1.198,18*
37,25	344x195	4	384,85				
37,50	344x195	4	387,17				
37,75	344x195	4	417,53				
38,00	349x200	4	326,47	815,02		407,63	
38,25	349x200	4	406,71				
38,50	349x200	4	347,40				
38,75	349x200	4	406,71				
39,00	349x200	4	347,69	833,98		422,89	1.324,94*
39,25	349x200	4	409,09				
39,50	349x200	4	368,23				
39,75	349x200	4	409,09				
40,00	349x200	4	367,75	873,94		436,63	1.366,77*
40,50	354x205	4	385,50				
41,00	354x205	4	385,98	918,69			
41,50	354x205	4	410,27				
42,00	354x205	4	409,43	961,94			
42,50	354x205	4	430,29				
43,00	359x210	4	430,30	1.008,64			
43,50	359x210	4	450,51				
44,00	359x210	4	450,79	1.047,33			
44,50	359x210	4	471,46				
45,00	359x210	4	471,82	1.095,28			
45,50	364x215	4	490,24				
46,00	364x215	4	488,18				
46,50	364x215	4	510,25				
47,00	364x215	4	510,01	1.183,45			
47,50	364x215	4	527,38				
48,00	369x220	4	527,01	1.233,05			
48,50	369x220	4	548,31				

* Till end of stock

MORSE TAPER SHANK DRILLS DIN 345

Ref. BC11

DIN 345 | HSS | 118° | 30° "N" | OX | 70 Kg/mm²

Ø mm	L1 x L2 mm	MT*	BC11 €
49,00	369x220	4	546,01
49,50	369x220	4	563,18
50,00	369x220	4	569,22
50,50	369x220	4	815,08
51,00	412x225	5	667,49
51,50	412x225	5	894,63
52,00	412x225	5	713,37
52,50	412x225	5	916,41
53,00	412x225	5	764,01
53,50	412x225	5	958,63
54,00	417x230	5	840,75
54,50	417x230	5	949,03
55,00	417x230	5	832,30
56,00	417x230	5	936,50
57,00	422x235	5	994,89
58,00	422x235	5	1.003,40
59,00	422x235	5	1.033,53
60,00	422x235	5	978,36
61,00	427x240	5	1.147,56
62,00	427x240	5	1.195,22
63,00	427x240	5	1.264,00
64,00	432x245	5	1.333,61
65,00	432x245	5	1.276,93
66,00	432x245	5	1.439,68
67,00	432x245	5	1.486,10
68,00	437x250	5	1.524,65
69,00	437x250	5	1.572,05
70,00	437x250	5	1.419,57
71,00	437x250	5	1.638,94
72,00	442x255	5	1.672,89
73,00	442x255	5	1.716,68
74,00	442x255	5	1.766,91
75,00	442x255	5	1.664,38
76,00	447x260	5	1.959,80
77,00	514x260	6	2.103,11
78,00	514x260	6	2.144,21
79,00	514x260	6	2.187,42
80,00	514x260	6	2.753,24
81,00	519x265	6	3.032,29
82,00	519x265	6	3.108,06
83,00	519x265	6	3.167,67
84,00	519x265	6	3.234,92
85,00	519x265	6	3.314,83
86,00	524x270	6	3.387,20
87,00	524x270	6	3.459,14
88,00	524x270	6	3.548,03
89,00	524x270	6	3.616,71
90,00	524x270	6	3.720,22
91,00	529x275	6	3.923,75
92,00	529x275	6	3.946,37
93,00	529x275	6	4.087,10
94,00	529x275	6	4.170,16
95,00	529x275	6	4.255,85
96,00	534x280	6	4.396,03
97,00	534x280	6	4.432,91
98,00	534x280	6	4.531,80
99,00	534x280	6	4.613,75
100,00	534x280	6	4.701,77

* Morse taper

Ref. EXPBC11MC

DIN 345 MORSE TAPER SHANK DRILLS DISPLAY, 15 PCS

Morse taper shank nº 1	14/1	15/1	16/1	17/1	18/1	DIN 345
nº 2	19/1	20/1	21/1	22/1	23/1	
nº 3	24/1	25/1	26/1	28/1	30/1	

Dimensions: Width 280 x depth 212/50 x height 155 mm. **1.337,18 €**

ADDITIONAL FEES FOR REDUCING THE MORSE TAPER SHANKS

	nº 2-1	nº 2-0
	nº 3-2	nº 3-1
	nº 4-3	nº 4-2
€ NET	53,30	79,95

370mm maximum length to reduce taper shank.

M42 8% COBALT MORSE TAPER SHANK DRILLS FOR HARDENED AND RESISTANT MATERIALS

Ref. BC73

HSSCo 8% | 135° | 15° "N" | OX | HARDOX 450

	D1 mm	L1 mm	L2 mm	MT*	BC73 €
BC731000	**10,00**	**175**	**76**	**2**	**59,19**
BC731020	10,20	175	76	2	**59,19**
BC731100	11,00	175	76	2	**59,19**
BC731200	**12,00**	**179**	**81**	**2**	**64,83**
BC731250	12,50	179	81	2	**64,83**
BC731300	13,00	179	81	2	**64,83**
BC731400	**14,00**	**184**	**86**	**2**	**69,01**
BC731450	14,50	187	89	2	**69,92**
BC731500	15,00	187	89	2	**70,36**
BC731550	15,50	187	89	2	**79,93**
BC731600	**16,00**	**187**	**89**	**2**	**83,73**
BC731650	16,50	190	92	2	**87,59**
BC731700	17,00	190	92	2	**89,25**
BC731800	**18,00**	**190**	**92**	**2**	**90,59**
BC731850	18,50	213	95	3	**100,97**
BC731900	19,00	213	95	3	**102,94**
BC732000	**20,00**	**213**	**95**	**3**	**109,43**
BC732100	21,00	219	102	3	**119,18**
BC732200	22,00	222	105	3	**137,01**
BC732400	**24,00**	**222**	**105**	**3**	**147,61**
BC732500	**25,00**	**225**	**108**	**3**	**174,90**
BC732600	26,00	270	124	4	**207,25**
BC732700	27,00	270	124	4	**222,89**
BC732800	**28,00**	**270**	**124**	**4**	**231,43**
BC733000	30,00	270	124	4	**257,43**
BC733200	32,00	280	133	4	**299,61**
BC733500	**35,00**	**292**	**136**	**4**	**374,36**
BC733600	36,00	292	146	4	**393,74**
BC734000	40,00	298	152	4	**481,24**
BC734500	45,00	298	152	4	**654,48**
BC735000	**50,00**	**356**	**152**	**5**	**768,86**
BC735500	55,00	360	156	5	**913,46**
BC736000	**60,00**	**360**	**156**	**5**	**1.114,81**

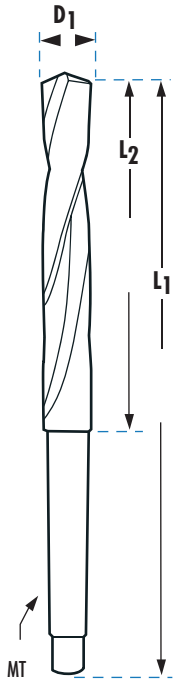

* Morse taper

Recommended for HARDOX 450

For drilling holes over 25mm we recommend to drill a previous hole of about a third part of the final diameter. For example: if you are going to use a 30mm drill, you should drill a previous hole of 10mm.

Ref. BC22..FT

DIN 345 | HSSCo 5% | TiN | DIN 1412D | 130° | 30° "N" | 120 Kg/mm² | HARDOX 450

	D1 mm	L1 mm	L2 mm	MT*	BC22...FT €
BC221600FT	16,00	218	120	2	**101,49**
BC221800FT	18,00	228	130	2	**110,40**
BC222000FT	20,00	238	140	2	**132,36**
BC222200FT	22,00	248	150	2	**156,63**
BC222400FT	24,00	281	160	3	**196,36**
BC222500FT	25,00	281	160	3	**205,71**
BC222600FT	26,00	286	165	3	**243,17**
BC222800FT	28,00	291	170	3	**299,00**
BC223000FT	30,00	296	175	3	**295,47**
BC223200FT	32,00	334	185	4	**334,33**
BC223400FT	34,00	339	190	4	**430,66**
BC223600FT	36,00	344	195	4	**486,19**

* Morse taper

- The best solution to drill large diameter holes in hardened metals.
- Special sharpening for very hard materials.
- This drill has been used historically to drill railway rails.

Recommended for HARDOX 450

MORSE TAPER SHANK DRILLS, LONG SERIES DIN 341

DIN 341

Ref. BC12

Ref. BC56

			BC12	BC56
MATERIAL			HSS	HSSCo 5%
SHARPENING				
POINT ANGLE			118°	135°
HELIX ANGLE			30° "N"	38° "S"
COATING			OX	OX
APPLICATION			70 Kg/mm²	120 Kg/mm²
Ø mm	L1 x L2	MT*	€	€
5,00	155x74	1	25,67	
5,50	161x80	1	34,42	
6,00	161x80	1	27,30	
6,50	167x86	1	27,88	
7,00	174x93	1	29,60	
7,50	174x93	1	31,14	
8,00	181x100	1	31,67	
8,50	181x100	1	31,67	
9,00	188x107	1	34,94	
9,50	188x107	1	38,22	
10,00	197x116	1	39,36	82,60
10,25	197x116	1	47,10	
10,50	197x116	1	40,94	
10,75	206x125	1	60,02	
11,00	206x125	1	39,36	90,43
11,25	206x125	1	60,02	
11,50	206x125	1	39,36	
11,75	206x125	1	54,18	
12,00	215x134	1	42,09	101,71
12,25	215x134	1	54,18	
12,50	215x134	1	43,18	
12,75	215x134	1	58,12	
13,00	215x134	1	43,18	106,39
13,25	223x142	1	60,59	
13,50	223x142	1	47,06	
13,75	223x142	1	65,47	
14,00	223x142	1	48,65	122,32
14,25	245x147	2	81,69	
14,50	245x147	2	61,21	
14,75	245x147	2	81,69	
15,00	245x147	2	61,21	142,04
15,25	251x153	2	80,89	
15,50	251x153	2	60,07	147,82
15,75	251x153	2	83,87	
16,00	251x153	2	62,29	147,82
16,25	257x159	2	91,23	
16,50	257x159	2	67,72	156,54
16,75	257x159	2	91,23	
17,00	257x159	2	67,72	156,54
17,25	263x165	2	89,28	
17,50	263x165	2	71,97	165,21
17,75	263x165	2	101,52	
18,00	263x165	2	75,37	176,82
18,25	269x171	2	101,92	
18,50	269x171	2	81,80	184,04
18,75	269x171	2	105,19	
19,00	269x171	2	79,53	184,04
19,25	275x177	2	110,39	
19,50	275x177	2	89,39	191,88
19,75	275x177	2	111,76	
20,00	275x177	2	85,27	191,88
20,50	282x184	2	103,41	223,19
21,00	282x184	2	97,83	223,19
21,50	289x191	2	118,03	243,46
22,00	289x191	2	111,36	243,46
22,50	296x198	2	121,70	257,95
23,00	296x198	2	111,43	278,26
23,50	319x198	3	141,70	286,93
24,00	327x206	3	143,03	313,04
24,50	327x206	3	151,93	324,64
25,00	327x206	3	143,01	304,35
25,50	335x214	3	172,46	
26,00	335x214	3	150,77	359,42
26,50	335x214	3	177,90	
27,00	343x222	3	162,75	394,18
27,50	343x222	3	209,73	
28,00	343x222	3	185,76	405,77
28,50	351x230	3	248,91	
29,00	351x230	3	203,41	440,58
29,50	351x230	3	249,13	
30,00	351x230	3	208,62	463,76
30,50	360x239	3	284,86	
31,00	360x239	3	263,46	521,73
31,50	360x239	3	305,57	
32,00	397x248	4	264,51	579,70
32,50	397x248	4	334,86	
33,00	397x248	4	281,86	
33,50	397x248	4	330,62	
34,00	406x257	4	343,08	
34,50	406x257	4	363,27	
35,00	406x257	4	345,15	
35,50	406x257	4	363,27	
36,00	416x267	4	397,14	
36,50	416x267	4	502,59	
37,00	416x267	4	427,76	
37,50	416x267	4	498,05	
38,00	426x277	4	447,82	
38,50	426x277	4	567,71	
39,00	426x277	4	465,27	
39,50	426x277	4	567,71	
40,00	426x277	4	503,21	
41,00	436x287	4	643,43	
42,00	436x287	4	671,13	
43,00	447x298	4	714,25	
44,00	447x298	4	725,13	
45,00	447x298	4	764,25	
46,00	459x310	4	804,15	
47,00	459x310	4	846,34	
48,00	470x321	4	884,65	
49,00	470x321	4	913,55	
50,00	470x321	4	945,82	
55,00	505x310	5	1.236,74	

* Morse taper

Consult us for any special length made on-demand or stocked

MORSE TAPER SHANK DRILLS, EXTRA LONG SERIES, DIN 1870 I/II

DIN 1870 I/II

Ref. BC14

Ref. BC41

	BC14	BC41
MATERIAL	HSS	HSSCo 5%
SHARPENING		
POINT ANGLE	118°	135°
HELIX ANGLE	30° "N"	38° "S"
COATING	OX	BRIGHT
APPLICATION	70 Kg/mm²	120 Kg/mm²

Ø mm	L1 x L2	MT*	BC14 €	BC41 €
8,00	265x165	1	88,34	
8,00	330x210	1	110,12	
8,50	265x165	1	97,02	
8,50	330x210	1	112,58	
9,00	275x175	1	99,86	
9,00	345x220	1	126,93	
9,50	275x175	1	106,86	
9,50	345x220	1	128,31	
10,00	285x185	1	109,79	
10,00	360x235	1	135,41	
10,50	285x185	1	116,61	
10,50	360x235	1	139,57	
11,00	300x195	1	121,73	
11,00	375x250	1	144,76	
11,50	300x195	1	133,30	
11,50	375x250	1	166,49	
12,00	310x205	1	136,43	303,48
12,00	395x260	1	170,00	
12,50	310x205	1	145,19	
12,50	395x260	1	189,73	
13,00	310x205	1	145,19	324,69
13,00	395x260	1	189,73	
13,50	325x220	1	158,95	
13,50	410x275	1	194,86	
14,00	325x220	1	159,00	309,92
14,00	410x275	1	194,86	434,21
14,50	340x220	2	174,12	339,02
14,50	425x275	2	212,21	476,09
15,00	340x220	2	174,12	325,69
15,00	425x275	2	212,21	462,41
15,50	355x230	2	195,20	378,76
15,50	445x295	2	234,06	510,33
16,00	355x230	2	195,20	359,71
16,00	445x295	2	234,06	497,37
16,50	355x230	2	210,15	378,76
16,50	445x295	2	252,91	516,18
17,00	355x230	2	210,35	369,95
17,00	445x295	2	252,91	517,10
17,50	370x245	2	231,46	416,08
17,50	465x310	2	278,49	562,69
18,00	370x245	2	231,46	404,91
18,00	465x310	2	278,49	533,62
18,50	370x245	2	251,10	467,89
18,50	465x310	2	300,99	638,46
19,00	370x245	2	250,97	466,79
19,00	465x310	2	300,99	595,98
19,50	385x260	2	268,04	522,03
19,50	490x325	2	325,73	668,48
20,00	385x260	2	267,99	512,89
20,00	490x325	2	325,73	668,13
20,50	385x260	2	303,49	682,64
20,50	490x325	2	364,44	786,02
21,00	385x260	2	303,49	626,95
21,00	490x325	2	364,44	778,87
21,50	405x270	2	323,66	738,43
21,50	515x345	2	391,11	922,37
22,00	405x270	2	323,66	669,58
22,00	515x345	2	391,11	899,15
22,50	405x270	2	368,82	786,02
22,50	515x345	2	441,52	976,21
23,00	405x270	2	368,82	766,59
23,00	515x345	2	441,52	922,37
23,50	425x270	3	405,24	960,65
23,50	535x345	3	491,37	1.171,69
24,00	440x290	3	405,24	877,18
24,00	555x365	3	491,37	1.073,38
24,50	440x290	3	419,96	1.036,44
24,50	555x365	3	517,86	1.231,92
25,00	440x290	3	419,96	924,40
25,00	555x365	3	517,86	1.101,78
25,50	440x290	3	434,07	1.102,86
25,50	555x365	3	572,06	1.436,19
26,00	440x290	3	434,07	999,46
26,00	555x365	3	572,06	1.292,33
26,50	440x290	3	444,51	1.119,90
26,50	555x365	3	590,23	1.541,97
27,00	460x305	3	444,51	1.038,81
27,00	580x385	3	590,23	1.367,92
27,50	460x305	3	474,18	1.218,40
27,50	580x385	3	638,52	1.632,81
28,00	460x305	3	474,18	1.100,50
28,00	580x385	3	638,52	1.486,55
28,50	460x305	3	491,37	1.292,69
28,50	580x385	3	704,53	1.700,52
29,00	460x305	3	491,37	1.148,82
29,00	580x385	3	704,53	1.559,41
29,50	460x305	3	508,74	1.315,21
29,50	580x385	3	710,35	1.814,93
30,00	460x305	3	508,74	1.201,90
30,00	580x385	3	710,35	1.621,10
31,00	480x320	4	570,25	1.521,12
31,00	610x410	4	757,32	
32,00	505x320	4	596,25	
32,00	635x410	4	794,62	
33,00	505x320	4	649,71	
33,00	635x410	4	879,68	
34,00	530x340	4	704,50	
34,00	665x430	4	912,81	
35,00	530x340	4	725,62	
35,00	665x430	4	991,93	
36,00	530x340	4	782,83	
36,00	665x430	4	1.041,59	
37,00	530x340	4	802,63	
37,00	665x430	4	1.157,31	
38,00	555x360	4	875,53	
38,00	695x460	4	1.225,52	
39,00	555x360	4	912,49	
39,00	695x460	4	1.283,99	
40,00	555x360	4	961,93	
40,00	695x460	4	1.224,74	
41,00	555x360	4	1.082,33	
41,00	695x460	4	1.392,06	
42,00	555x360	4	1.117,99	
42,00	695x460	4	1.486,30	
43,00	585x385	4	1.165,88	
43,00	735x490	4	1.516,55	
44,00	585x385	4	1.220,93	
44,00	735x490	4	1.569,85	
45,00	585x385	4	1.257,63	
45,00	735x490	4	1.642,97	
46,00	585x385	4	1.296,07	
46,00	735x490	4	1.716,42	
47,00	585x385	4	1.404,05	
47,00	735x490	4	1.800,68	
48,00	605x405	4	1.404,66	
48,00	765x510	4	1.905,42	
49,00	605x405	4	1.447,43	
49,00	765x510	4	1.977,95	
50,00	605x405	4	1.490,03	
50,00	765x510	4	2.029,66	

* Morse taper

MORSE TAPER SHANK HSS DRILLS WITH INTERNAL COOLING DIN 341

Ref. BC87 | ≤10xD | DIN 341 | HSS | 170° | 30° "N" | OX

SPECIAL 170º POINT FOR PERFECT CENTERING



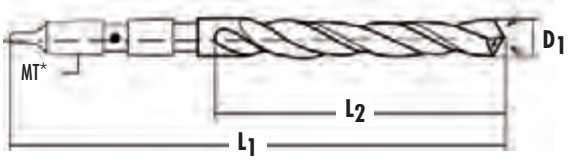

	D1 mm	L1 mm	L2 mm	MT*	BC87 €
BC871000	10,0	268	116	3	507,50
BC871050	10,5	268	116	3	514,49
BC871100	11,0	278	125	3	514,49
BC871200	12,0	287	134	3	525,73
BC871300	13,0	287	134	3	525,73
BC871350	13,5	285	142	3	525,73
BC871400	14,0	285	142	3	525,73
BC871450	14,5	245	147	2	543,65*
BC871500	15,0	300	147	3	543,65
BC871550	15,5	251	153	2	561,92*
BC871600	16,0	306	153	3	561,92
BC871650	16,5	257	159	2	561,92*
BC871700	17,0	311	159	3	561,92
BC871750	17,5	318	165	3	597,72
BC871800	18,0	318	165	3	597,72
BC871900	19,0	324	171	3	616,10
BC872000	20,0	330	177	3	652,26
BC872100	21,0	343	184	3	688,74
BC872200	22,0	350	191	3	731,86

	D1 mm	L1 mm	L2 mm	MT*	BC87 €
BC872300	23,0	357	198	3	724,86
BC872400	24,0	365	206	3	724,86
BC872500	25,0	365	206	3	739,86
BC872600	26,0	373	214	3	815,73
BC872700	27,0	375	222	4	851,88
BC872800	28,0	375	222	4	934,95
BC872900	29,0	375	230	4	997,10
BC873000	30,0	375	230	4	1.065,75
BC873100	31,0	375	239	4	1.268,67
BC873200	32,0	375	248	4	1.268,67
BC873300	33,0	375	248	4	1.482,42
BC873400	34,0	375	257	4	1.482,42
BC873500	35,0	375	257	4	1.667,13
BC873600	36,0	375	257	4	1.667,13
BC873700	37,0	375	257	4	1.884,62
BC873800	38,0	375	277	4	1.884,62
BC873900	39,0	375	277	4	2.102,30
BC874000	40,0	375	277	4	2.102,30

* Till end of stock

TWIST DRILLS IN METAL AND PLASTIC BOXES

Ref. PT6010

Blue Plastic

- Light, rigid and robust
- Transparent window
- Reinforced plastic and shock-resistant rubber

P References beginning with "P" are supplied in a plastic case

Ref. P6011

Ref. PP6010

Metal Classic

- High resistance metal drill box

M

Ref. DC011

Ref. DC010

Ref. BC2

BC2	Ref.	U.		CONTENT	€
DIN 338 HSS 118°	D0010	19	M	Ø 1-10 x 0,50 mm	64,45
	D0011	25	M	Ø 1-13 x 0,50 mm	134,09
	P6010	19	P	Ø 1-10 x 0,50 mm	64,45
	P6011	25	P	Ø 1-13 x 0,50 mm	134,09
Quarters	AD001	37	M	Ø 1-10 x 0,25 mm	175,59
	AD002	49	M	Ø 1-13 x 0,25 mm	315,15
Tenths	D0014	50	M	Ø 1-5,90 x 0,10 mm	119,62
	D0015	41	M	Ø 6-10 x 0,10 mm	311,41
	D0022	81	M	Ø 2-10 x 0,10 mm	549,38
Half + Prior holes	D0017	23	M	Ø 1-10 x 0,50 + Ø PH*	122,85
	D0035	29	M	Ø 1-13 x 0,50 + Ø PH*	203,06
Additional Compositions	D0007	10	M	Ø 1-10 x 1 mm	52,45
	D0009	13	M	Ø 1,5-6,5x0,5 (+3,2 & 4,8) mm	24,90
	D0008	13	M	Ø 1-7 x 0,50 mm	25,91
	D0006	12	M	Ø 2-7 x 0,50 + 8 mm	47,56

Ref. BC02

BC02	Ref.	U.		CONTENT	€
DIN 338 Plus 118°	DP010	19	M	Ø 1-10 x 0,50 mm	72,86
	DP011	25	M	Ø 1-13 x 0,50 mm	150,74
	PP6010	19	P	Ø 1-10 x 0,50 mm	72,86
	PP6011	25	P	Ø 1-13 x 0,50 mm	150,74
Quarters	ADP01	37	M	Ø 1-10 x 0,25 mm	210,39
	ADP02	49	M	Ø 1-13 x 0,25 mm	374,30
Tenths	On request	50	M	Ø 1-5,90 x 0,10 mm	
	On request	41	M	Ø 6-10 x 0,10 mm	
	On request	81	M	Ø 2-10 x 0,10 mm	
Half + Prior holes	DP017	23	M	Ø 1-10 x 0,50 + Ø PH*	123,02
	DP035	29	M	Ø 1-13 x 0,50 + Ø PH*	211,63
Additional Compositions	DP007	10	M	Ø 1-10 x 1 mm	68,82
	DP009	13	M	Ø 1,5-6,5x0,5 (+3,2 & 4,8) mm	29,28
	DP008	13	M	Ø 1-7 x 0,50 mm	29,32
	DP006	12	M	Ø 2-7 x 0,50 + 8 mm	49,21

Ref. BC5

BC5	Ref.	U.		CONTENT	€
DIN 338 HSSCo 5% 135°	DC010	19	M	Ø 1-10 x 0,50 mm	107,70
	DC011	25	M	Ø 1-13 x 0,50 mm	252,58
	PC6010	19	P	Ø 1-10 x 0,50 mm	107,70
	PC6011	25	P	Ø 1-13 x 0,50 mm	252,58
Quarters	ADC01	37	M	Ø 1-10 x 0,25 mm	253,93
	ADC02	49	M	Ø 1-13 x 0,25 mm	568,31
Tenths	DC014	50	M	Ø 1-5,90 x 0,10 mm	187,11
	DC015	41	M	Ø 6-10 x 0,10 mm	461,32
	DC022	81	M	Ø 2-10 x 0,10 mm	750,64
Half + Prior holes	DC017	23	M	Ø 1-10 x 0,50 + Ø PH*	172,41
	DC035	29	M	Ø 1-13 x 0,50 + Ø PH*	330,31
Additional Compositions	DC007	10	M	Ø 1-10 x 1 mm	89,62
	DC009	13	M	Ø 1,5-6,5x0,5 (+3,2 & 4,8) mm	43,64
	DC008	13	M	Ø 1-7 x 0,50 mm	45,72
	DC006	12	M	Ø 2-7 x 0,50 + 8 mm	68,54

Ref. BC18

BC18	Ref.	U.		CONTENT	€
HSS TiN 118°	DT010	19	M	Ø 1-10 x 0,50 mm	95,13
	DT011	25	M	Ø 1-13 x 0,50 mm	208,09
	PT6010	19	P	Ø 1-10 x 0,50 mm	95,13
	PT6011	25	P	Ø 1-13 x 0,50 mm	208,09
Quarters	ADT01	37	M	Ø 1-10 x 0,25 mm	216,82
	ADT02	49	M	Ø 1-13 x 0,25 mm	442,93
Tenths	On request	50	M	Ø 1-5,90 x 0,10 mm	
	On request	41	M	Ø 6-10 x 0,10 mm	
	On request	81	M	Ø 2-10 x 0,10 mm	
Half + Prior holes	On request	23	M	Ø 1-10 x 0,50 + Ø PH*	
	On request	29	M	Ø 1-13 x 0,50 + Ø PH*	
Additional Compositions	DT007	10	M	Ø 1-10 x 1 mm	74,44
	DT009	13	M	Ø 1,5-6,5x0,5 (+3,2 & 4,8) mm	38,93
	DT008	13	M	Ø 1-7 x 0,50 mm	42,57
	DT006	12	M	Ø 2-7 x 0,50 + 8 mm	62,29

* Prior holes: From M3 to M12 (Ø3,30 - Ø4,20 - Ø6,80 - Ø10,20)

TWIST DRILLS IN METAL AND PLASTIC BOXES

Metal Classic

- High resistance metal drill box

M

Blue Plastic

- Light, rigid and robust
- Transparent window
- Reinforced plastic and shock-resistant rubber

P References beginning with "P" are supplied in a plastic case

Ref. PTTX011

Ref. BC95

BC95	Ref.	U.		CONTENT	€
HSSCo 5%	DC9510	19	M	Ø 1-10 x 0,50 mm	122,78
	DC9511	25	M	Ø 1-13 x 0,50 mm	277,54
130°	PC9510	19	P	Ø 1-10 x 0,50 mm	122,78
	PC9511	25	P	Ø 1-13 x 0,50 mm	277,54

Ref. BC58

BC58	Ref.	U.		CONTENT	€
DIN 338 HSSCo 8%	DC810	19	M	Ø 1-10 x 0,50 mm	155,84
135°	DC811	25	M	Ø 1-13 x 0,50 mm	367,65
Quarters	ADC81	37	M	Ø 1-10 x 0,25 mm	359,11
	ADC82	49	M	Ø 1-13 x 0,25 mm	842,65
Half + Prior holes	DC817	23	M	Ø 1-10 x 0,50 + Ø PH*	231,25
	DC835	29	M	Ø 1-10 x 0,50 + Ø PH*	454,71
Additional Compositions	DC806	12	M	Ø 2-7 x 0,50 + 8 mm	90,32
	DC807	10	M	Ø 1-10 x 1 mm	113,51

Ref. BC82

BC82	Ref.	U.		CONTENT	€
DIN 338 HSS	D8210	19	M	Ø 1-10 x 0,50 mm	64,81
118°	D8211	25	M	Ø 1-13 x 0,50 mm	134,09

Ref. BTX

BTX	Ref.	U.		CONTENT	€
Ø≥3 HSSCo 5%	PTX010	19	P	Ø 1-10 x 0,50 mm	118,13
135°	PTX011	25	P	Ø 1-13 x 0,50 mm	259,84

Ref. TTX

TTX	Ref.	U.		CONTENT	€
Ø≥3 HSS	PTTX010	19	P	Ø 1-10 x 0,50 mm	106,31
135° TiAlSiN	PTTX011	25	P	Ø 1-13 x 0,50 mm	233,86

Ref. TK02

TK02	Ref.	U.		CONTENT	€
DIN 338 HSS	TK02010	19	P	Ø 1-10 x 0,50 mm	198,38
Ø≥4 Ø≥2,5mm	TK02011	25	P	Ø 1-13 x 0,50 mm	353,91

Ref. TK05

TK05	Ref.	U.		CONTENT	€
DIN 338 HSSCo 5%	TK05010	19	P	Ø 1-10 x 0,50 mm	247,97
Ø≥5 Ø≥3mm	TK05011	25	P	Ø 1-13 x 0,50 mm	442,39

TWIST DRILLS IN METAL BOXES (additional compositions)

HSS TWIST DRILLS FOR ALUMINIUM

Ref. BC16

BC16		Ref.	U.		CONTENT	€
DIN 338	HSS	D16010	19	M	Ø 1-10 x 0,50 mm	102,04
135°		D16011	25	M	Ø 1-13 x 0,50 mm	223,87

HSSCo "S" TYPE FLUTED TWIST DRILLS

Ref. BC55

BC55		Ref.	U.		CONTENT	€
DIN 338	HSSCo 5%	D55010	18	M	Ø 1,50-10 x 0,50 mm	208,50
135°		D55011	24	M	Ø 1,50-13 x 0,50 mm	474,79

CARBIDE TIPPED TWIST DRILLS FOR HARDENED STEELS, CAST IRON, ETC

Ref. BC7

BC7		Ref.	U.		CONTENT	€
DIN 338	CARBIDE TIPPED	DPMD010	17	M	Ø 2-10 x 0,50 mm	419,43
118°		DPMD011	23	M	Ø 2-13 x 0,50 mm	721,74

SOLID CARBIDE TWIST DRILLS FOR HARD MATERIALS

Ref. BC42

BC42		Ref.	U.		CONTENT	€
DIN 338	SOLID CARBIDE	D42010	17	M	Ø 2-10 x 0,50 mm	1.148,36
135°		D42011	23	M	Ø 2-13 x 0,50 mm	2.600,00

TWIST DRILLS FOR STAINLESS STEEL

Ref. BC50

BC50		Ref.	U.		CONTENT	€
DIN 338	HSSCo 5%	D50010	19	M	Ø 1-10 x 0,50 mm	363,18
118°		D50011	25	M	Ø 1-13 x 0,50 mm	624,54

LEFT HAND CUT TWIST DRILLS

Ref. BC15

BC15		Ref.	U.		CONTENT	€
DIN 338	HSS	D0010I	19	M	Ø 1-10 x 0,50 mm	189,56
		D0011I	25	M	Ø 1-13 x 0,50 mm	399,56
118°		DR9312I	10	P	Ø 1-10 x 1 mm	94,23

EMPTY BOXES

Ref.	U.		CONTENT	€
D0010V	19	M	Ø 1-10 x 0,50 mm	19,98
D0011V	25	M	Ø 1-13 x 0,50 mm	27,87
AD001V	37	M	Ø 1-10 x 0,25 mm	73,21
AD002V	49	M	Ø 1-13 x 0,25 mm	85,03
D0014V	50	M	Ø 1-5,9 x 0,10 mm	64,85
D0015V	41	M	Ø 6-10 x 0,10 mm	129,57
D0022V	81	M	Ø 2-10 x 0,10 mm	248,50
D0006V	12	M	Ø 2-7 x 0,50 + 8 mm	27,11
D0007V	10	M	Ø 1-10 x 1 mm	46,50
D0017V	23	M	Ø 1-10 x 0,50 mm + PH*	53,95
D0035V	29	M	Ø 1-13 x 0,50 mm + PH*	76,30
DE10V	19	M	Ø 1-10 x 0,50 mm	47,19
DE11V	25	M	Ø 1-13 x 0,50 mm	57,65

DIN 1897

* Prior holes: From M3 to M12 (Ø3,30 - Ø4,20 - Ø6,80 - Ø10,20)

TWIST DRILLS IN METAL BOXES

LONG SERIES DIN 340 TWIST DRILLS IN METAL BOXES

Ref. BC4

BC4	Ref.	U.		CONTENT	€
DIN 340 / HSS / 118°	D0004	19	M	Ø 1-10 x 0,50 mm	111,36

Ref. BC47

BC47	Ref.	U.		CONTENT	€
DIN 340 / HSSCo 5% / 135°	DC004	x17	M	Ø 2-10 x 0,50 mm	237,09

Ref. BC40

BC40	Ref.	U.		CONTENT	€
HSS / TiN / 118°	DT004	19	M	Ø 1-10 x 0,50 mm	171,55

Ref. DC004

Ref. DT004

EXTRA-SHORT SERIES DIN 1897

Ref. BC3

BC3	Ref.	U.		CONTENT	€
DIN 1897 / HSS / 135°	D3010	19	M	Ø 1-10 x 0,50 mm	74,88
	D3011	25	M	Ø 1-13 x 0,50 mm	143,58

Ref. BC31

BC31	Ref.	Ref.	U.	CONTENT	€
DIN 1897 / HSSCo 5% / 135°	D3110	19	M	Ø 1-10 x 0,50 mm	112,26
	D3111	25	M	Ø 1-13 x 0,50 mm	235,88

Ref. BC33

BC33	Ref.	U.		CONTENT	€
DIN 1897 / HSSCo 5% / 135°	D3310	19	M	Ø 1-10 x 0,50 mm	204,61
	D3311	25	M	Ø 1-13 x 0,50 mm	370,30

Ref. BC77

BC77	Ref.	U.		CONTENT	€
DIN 1897 / CARBIDE TIPPED / 118°	D7710	17	M	Ø 2-10 x 0,50 mm	520,36
	D7711	23	M	Ø 2-13 x 0,50 mm	871,16

Ref. BC43

BC43	Ref.	U.		CONTENT	€
DIN 1897 / SOLID CARBIDE / 135°	D4310	17	M	Ø 2-10 x 0,50 mm	774,09
	D4311	23	M	Ø 2-13 x 0,50 mm	1.645,87

Ref. D7710

Ref. D3110

TWIST DRILLS IN PLASTIC BOXES

Ref. DP9314

Ref. DP9312

Ref. DP9313

Ref. DP9311

Ref. BC2

BC2		Ref.	U.	CONTENT	€
DIN 338	HSS	DR9314	6	Ø 2 - 3 - 4 - 5 - 6 - 8 mm	18,76
		DR9312	10	Ø 1-10 x 1 mm	39,93
118°		DR9313	13	Ø 2-8 x 0,50 mm	39,62
		DR9311	19	Ø 1-10 x 0,50 mm	69,76

Ref. BC02

BC02		Ref.	U.	CONTENT	€
DIN 338	Plus	DP9314	6	Ø 2 - 3 - 4 - 5 - 6 - 8 mm	19,77
		DP9312	10	Ø 1-10 x 1 mm	43,24
118°		DP9313	13	Ø 2-8 x 0,50 mm	42,25
		DP9311	19	Ø 1-10 x 0,50 mm	76,26

Ref. BC5

BC5		Ref.	U.	CONTENT	€
DIN 338	HSSCo 5%	DC9314	6	Ø 2 - 3 - 4 - 5 - 6 - 8 mm	29,81
		DC9312	10	Ø 1-10 x 1 mm	63,93
135°		DC9313	13	Ø 2-8 x 0,50 mm	64,41
		DC9311	19	Ø 1-10 x 0,50 mm	114,28

Ref. BC18

BC18		Ref.	U.	CONTENT	€
HSS	TiN	DT9314	6	Ø 2 - 3 - 4 - 5 - 6 - 8 mm	20,54
		DT9312	10	Ø 1-10 x 1 mm	43,74
118°		DT9313	13	Ø 2-8 x 0,50 mm	43,40
		DT9311	19	Ø 1-10 x 0,50 mm	76,41

Ref. BC82

BC82		Ref.	U.	CONTENT	€
DIN 338	HSS	D829314	6	Ø 2 - 3 - 4 - 5 - 6 - 8 mm	17,76
		D829312	10	Ø 1-10 x 1 mm	37,79
118°		D829313	13	Ø 2-8 x 0,50 mm	37,49
		D829311	19	Ø 1-10 x 0,50 mm	66,02

Ref. BC58

BC58		Ref.	U.	CONTENT	€
DIN 338	HSSCo 8%	D89314	6	Ø 2 - 3 - 4 - 5 - 6 - 8 mm	38,04
		D89312	10	Ø 1-10 x 1 mm	81,35
135°		D89313	13	Ø 2-8 x 0,50 mm	83,38
		D89311	19	Ø 1-10 x 0,50 mm	146,26

					Ref.	U.	CONTENT	€
BC95	HSSCo 5%	OX GOLD	130°		DC959314	6	Ø 2-3-4-5-6-8 mm	29,92
BTX	Ø ≥3	HSSCo 5%	135°	GOLD	PTX9314	6	Ø 2-3-4-5-6-8 mm	29,65
TTX	Ø ≥3	HSS	135°	TiAlSiN	PTTX9314	6	Ø 2-3-4-5-6-8 mm	27,62
TK02	DIN 338	HSS	Ø≥4	Ø≥2,5mm	PTK029314	6	Ø 2-3-4-5-6-8 mm	48,83
TK05	DIN 338	HSSCo 5%	Ø≥5	Ø≥3mm	PTK059314	6	Ø 2-3-4-5-6-8 mm	61,04

Ref. BC95

Ref. BTX

Ref. TTX

Ref. TK02

Ref. TK05

TWIST DRILLS IN PLASTIC BOXES

TWIST DRILLS IN ROUND PLASTIC BOXES, 19 PCS

				Ref.	U.	CONTENT	€
BC2	DIN 338	HSS	118°	DR9380	19	Ø 1-10 x 0,50 mm	65,43
BC02	DIN 338	Plus	118°	DP9380	19	Ø 1-10 x 0,50 mm	73,34
BC5	DIN 338	HSSCo 5%	135°	DC9380	19	Ø 1-10 x 0,50 mm	109,08
BC18	TiN	HSS	118°	DT9380	19	Ø 1-10 x 0,50 mm	96,94
BC58	DIN 338	HSSCo 8%	135°	D89380	19	Ø 1-10 x 0,50 mm	148,35

Ref. BC2

Ref. BC02

Ref. BC5

Ref. BC18

Ref. BC58

PLASTIC CASES WITH DIN 338 FULLY GROUND TWIST MICRO DRILLS FOR MODEL MAKING AND MARQUETRY

Ref. DC9120

Ref. DR9102

			Ref.	U.	CONTENT	€
DR9120	DIN 338	HSS	DR9120	10	Ø 1-1,90 x 0,10 mm	25,16
DC9120	DIN 338	HSSCo 5%	DC9120	10	Ø 1-1,90 x 0,10 mm	37,95
DR9102	DIN 338	HSS	DR9102	15	Ø 0,30 - 0,35 - 0,40 - 0,45 - 0,50 - 0,55 - 0,60 0,65 - 0,70 - 0,75 - 0,80 - 0,85 - 0,90 - 0,95 -1	50,47

MIXED PLASTIC BOXES: METAL, CONCRETE & WOOD WORKING DRILLS

STANDARD SERIES

HSS	(Ref. BC2)
CARBIDE TIPPED	(Ref. BW1)
CV	(Ref. BM)

REFERENCE	EC9330	EC9331	EC9332
QUANTITY	8	9	9
QUALITY			
CONTENT	Ø 4 - 5 - 6 - 8 mmx 2	Ø 4 - 6 - 8 mmx 3	Ø 5 - 6 - 8 mmx 3
PRICE €	24,08	25,66	26,16

* Till end of stock

PROFESSIONAL SERIES

HSSCo 5%	(Ref. BC5)
CARBIDE TIPPED	(Ref. BW6)
HSS	(Ref. BMPR)

REFERENCE	M9330	M9331	M9332	M9382
QUANTITY	8	9	9	18
QUALITY				
CONTENT	Ø 4 - 5 - 6 - 8 mmx 2	Ø 4 - 6 - 8 mmx 3	Ø 5 - 6 - 8 mmx 3	Ø 3 - 4 - 5 - 6 - 8 - 10 mmx 3
PRICE €	41,60	40,85	41,68	81,50*

* Till end of stock

EXTRA PROFESSIONAL SERIES

HSSCo 5%	(Ref. BC5)
CARBIDE TIPPED	(Ref. BW15)
HSS	(Ref. BMPR)

REFERENCE	P9330	P9331	P9332	P9382
QUANTITY	8	9	9	18
QUALITY				
CONTENT	Ø 4 - 5 - 6 - 8 mmx 2	Ø 4 - 6 - 8 mmx 3	Ø 5 - 6 - 8 mmx 3	Ø 3 - 4 - 5 - 6 - 8 - 10 mmx 3
PRICE €	61,76*	56,36*	57,41*	114,71*

* Till end of stock

DISPLAY CABINET FOR TWIST DRILLS DIN 338

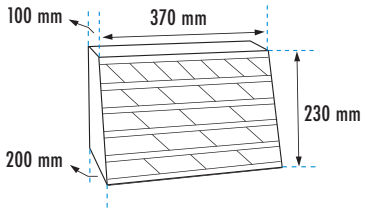



Ref. BC2 | DIN 338 | HSS | 118° | 30° "N" | OX | 70 Kg/mm²

HSS | CONTENT 400 DRILLS

BC2 Drills

1,00	1,50	2,00	2,50	3,00	3,50	4,00	4,50	5,00	5,50	6,00	6,50	7,00
10	10	20	20	50	30	40	20	40	10	30	10	10
7,50	8,00	8,50	9,00	9,50	10,00	10,50	11,00	11,50	12,00	12,50	13,00	
10	20	10	10	10	10	5	5	5	5	5	5	

EXPBROCASBC2
1.287,80 €

Ref. BC02 | DIN 338 | HSS-G Plus | 118° | 30° "N" | OX GOLD | 70 Kg/mm²

HSS-G Plus

CONTENT 316 DRILLS

BC02 Drills

1,00	1,50	2,00	2,50	3,00	3,50	4,00	4,50	5,00	5,50	6,00	6,50	7,00
10	10	20	10	20	10	30	10	30	10	30	10	10
7,50	8,00	8,50	9,00	9,50	10,00	10,50	11,00	11,50	12,00	12,50	13,00	
10	20	10	10	10	10	6	6	6	6	6	6	

EXPBROCASBC02
1.370,60 €

DISPLAY CABINET FOR TWIST DRILLS DIN 338



Ref. BC5

DIN 338 | HSSCo 5% | 135° | 30° "N" | GOLD | 120 Kg/mm²

HSSCo 5%

CONTENT 220 DRILLS

BC5 Drills

1,00	1,50	2,00	2,50	3,00	3,50	4,00	4,50	5,00	5,50	6,00	6,50	7,00
10	10	10	10	10	10	10	10	10	10	10	10	10
7,50	8,00	8,50	9,00	9,50	10,00	10,50	11,00	11,50	12,00	12,50	13,00	
10	10	10	10	10	10	5	5	5	5	5	5	

EXPBROCASBC5
1.782,40 €

Ref. BC18

DIN 338 | HSS | 118° | 30° "N" | TiN | PRODUCTION

HSS | TiN

CONTENT 200 DRILLS

BC18 Drills

1,00	1,50	2,00	2,50	3,00	3,50	4,00	4,50	5,00	5,50	6,00	6,50	7,00
10	10	10	10	10	10	10	10	10	10	10	10	10
7,50	8,00	8,50	9,00	9,50	10,00	10,50	11,00	11,50	12,00	12,50	13,00	
10	10	5	5	5	5	5	5	5	5	5	5	

EXPBROCASBC18
1.323,45 €



Ref. BC95

DIN 338 | HSSCo 5% | 130° | Ø ≥ 3 | OX GOLD | INOX

HSSCo 5%

CONTENT 176 DRILLS

BC95 Drills

1,00	1,50	2,00	2,50	3,00	3,50	4,00	4,50	5,00	5,50	6,00	6,50	7,00
10	10	10	10	10	10	10	10	10	10	10	10	10
7,50	8,00	8,50	9,00	9,50	10,00	10,50	11,00	11,50	12,00	12,50	13,00	
10	10	5	5	5	5	1	1	1	1	1	1	

EXPBROCASBC95
1.145,60 €

DISPLAY CABINET FOR TWIST DRILLS DIN 338



Ref. BTX | DIN 338 | HSSCo 5% | Ø ≥3 | 135° | 38° "S" | GOLD | 120 Kg/mm²

HSSCo 5%

CONTENT 176 DRILLS

(Ø1-2,5mm) BC5 Drills (Ø3-13mm) BTX Drills

1,00	1,50	2,00	2,50	3,00	3,50	4,00	4,50	5,00	5,50	6,00	6,50	7,00
10	10	10	10	10	10	10	10	10	10	10	10	10
7,50	8,00	8,50	9,00	9,50	10,00	10,50	11,00	11,50	12,00	12,50	13,00	
10	10	5	5	5	5	1	1	1	1	1	1	

EXPBROCASBTX	EXPBROCASBTX
103,90 €	970,91 €

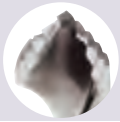

Ref. TK02 | DIN 338 | HSS | Ø≥2,5mm | Ø≥4

Al | Cu-Ni-Zn | PVC | STEP CUT

HSS

CONTENT 176 DRILLS

TK02 Drills

1,00	1,50	2,00	2,50	3,00	3,50	4,00	4,50	5,00	5,50	6,00	6,50	7,00
10	10	10	10	10	10	10	10	10	10	10	10	10
7,50	8,00	8,50	9,00	9,50	10,00	10,50	11,00	11,50	12,00	12,50	13,00	
10	10	5	5	5	5	1	1	1	1	1	1	

EXPBROCASTK02
1.724,78 €

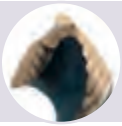

Ref. TK05 | DIN 338 | HSSCo 5% | Ø≥3mm | Ø≥5

INOX | CAST IRON | Cu-Ni-Zn | PVC | STEP CUT

HSSCo 5%

CONTENT 176 DRILLS

TK05 Drills

1,00	1,50	2,00	2,50	3,00	3,50	4,00	4,50	5,00	5,50	6,00	6,50	7,00
10	10	10	10	10	10	10	10	10	10	10	10	10
7,50	8,00	8,50	9,00	9,50	10,00	10,50	11,00	11,50	12,00	12,50	13,00	
10	10	5	5	5	5	1	1	1	1	1	1	

EXPBROCASTK05
2.181,38 €

TWIST DRILLS IN METAL CASE

DIN 338

*125 DRILLS Ø 1-10 mm x 0,50

Ø	1	1,50	2	2,50	3	3,50	4	4,50
Units	10	5	10	5	10	5	10	5
	5	5,50	6	6,50	7	7,50	8	8,50
	10	5	10	5	5	5	5	5
	9	9,50	10					
	5	5	5					

= 125 DRILLS

REFERENCE	BC2880	BC02880	BC5880	BC18880	M0880V
QUANTITY	125	125	125	125	250
QUALITY	HSS	Plus	HSSCo 5%	HSS TiN	
CONTENT	Ø 1-10 x 0,50 DETAILED IN*	Ø 1-10 x 0,50 DETAILED IN*	Ø 1-10 x 0,50 DETAILED IN*	Ø 1-10 x 0,50 DETAILED IN*	EMPTY BOX
PRICE €	410,78	460,47	679,99	563,93	159,26

DIN 338

*155 DRILLS Ø 1-13 mm x 0,50

Ø	1	1,50	2	2,50	3	3,50	4	4,50	5
Units	10	5	10	5	10	5	10	5	10
	5,50	6	6,50	7	7,50	8	8,50	9	9,50
	5	10	5	5	5	5	5	5	5
	10	10,50	11	11,50	12	12,50	13		
	5	5	5	5	5	5	5		

=155 DRILLS

REFERENCE	BC2881	BC02881	BC5881	BC18881	M0881V
QUANTITY	155	155	155	155	290
QUALITY	HSS	Plus	HSSCo 5%	HSS TiN	
CONTENT	Ø 1-13 x 0,50 DETAILED IN*	Ø 1-13 x 0,50 DETAILED IN*	Ø 1-13 x 0,50 DETAILED IN*	Ø 1-13 x 0,50 DETAILED IN*	EMPTY BOX
PRICE €	825,10	917,07	1.464,21	1.148,89	368,78

TAPER SHANK DRILLS IN METAL CASE

DIN 345

HSS

(Ref. BC11 drills)

REFERENCE	MBC11-1	MBC11-2
QUANTITY	10	10
QUALITY	HSS	HSS
CONTENT	Ø 14 - 15 - 16 - 17 - 18 - 19 - 20 - 21 - 22 - 23	Ø 14 - 16 - 18 - 20 - 22 - 24 - 25 - 26 - 28 - 30
PRICE €	722,49	1.007,94

CUTTING SPEED AND FEED CHART FOR METAL DRILLING

			DIAMETER Ø (mm)											
			2	3	5	7	10	12	15	18	20	22	25	30
STEEL 70 kg/mm² BC2	C/S 25 m/min	RPM	3979	2653	1592	1137	796	663	531	442	398	362	318	265
		mm / rev	0,04	0,06	0,08	0,15	0,20	0,26	0,30	0,33	0,34	0,35	0,35	0,39
		S (mm / min)	159	159	127	171	159	172	159	146	135	127	111	103
HARDENED STEEL 120 kg/mm² BC5	C/S 13 m/min	RPM	2069	1379	828	591	414	345	276	230	207	188	166	138
		mm / rev	0,03	0,045	0,06	0,10	0,15	0,18	0,20	0,22	0,23	0,25	0,25	0,28
		S (mm / min)	62	62	50	59	62	60	55	51	48	47	41	39
STAINLESS STEEL BC50	C/S 11 m/min	RPM	1751	1167	700	500	350	292	233	195	175	159	140	117
		mm / rev	0,02	0,05	0,08	0,14	0,19	0,23	0,25	0,27	0,28	0,30	0,31	0,33
		S (mm / min)	35	58	56	70	67	67	58	53	49	48	43	39
ALUMINIUM BC16	C/S 50 m/min	RPM	7958	5305	3183	2274	1592	1326	1061	884	796	723	637	531
		mm / rev	0,03	0,06	0,08	0,16	0,20	0,23	0,25	0,28	0,29	0,30	0,30	0,36
		S (mm / min)	239	318	255	364	318	305	265	248	231	217	191	191
TITANIUM BC42	C/S 18 m/min	RPM	5570	3714	2228	1592	1114	928	743	619	557	506	446	371
		mm / rev	0,02	0,03	0,03	0,05	0,08	0,08	0,12	0,15				
		S (mm / min)	111	111	67	80	84	74	89	93				
CAST IRON BC7	C/S 25 m/min	RPM	3979	2653	1592	1137	796	663	531	442	398	362	318	265
		mm / rev	0,05	0,08	0,10	0,20	0,27	0,31	0,37	0,41	0,42	0,42	0,42	0,45
		S (mm / min)	199	199	159	227	215	206	196	181	167	152	134	119
BRASS BC66	C/S 50 m/min	RPM	7958	5305	3183	2274	1592	1326	1061	884	796	723	637	531
		mm / rev	0,04	0,07	0,08	0,17	0,21	0,25	0,28	0,28	0,30	0,30	0,33	0,40
		S (mm / min)	318	345	239	387	334	332	297	248	239	217	210	212
PLASTIC, CARBON FIBER BC7	C/S 12 m/min	RPM	1911	1274	764	546	382	318	255	212	191	174	153	127
		mm / rev	0,02	0,03	0,03	0,05	0,08	0,08	0,12	0,15				
		S (mm / min)	38	38	23	27	29	25	31	32				
NI ALLOYS BC42	C/S 30 m/min	RPM	4775	3183	1910	1364	955	796	637	531	477	434	382	318
		mm / rev	0,015	0,02	0,02	0,03	0,04	0,06	0,07	0,08	0,11	0,12	0,15	
		S (mm / min)	72	64	42	34	38	48	45	42	53	52	57	
CIRCUIT BOARDS **BC79**	25	**RPM**	3979	-	-	-	-	-	-	-	-	-	-	-

REMARKS:

- If we know the drill diameter and workpiece material, the speed and feed are quickly found.

  Example;
  Material: Aluminium → RPM=2274 RPM
  Ø drill: 7 mm. → S=364 mm/min
- After several holes you must adjust the speed and feed again.

TECHNICAL INFORMATION ABOUT DIN 228D MORSE TAPER SHANK DIMENSIONS

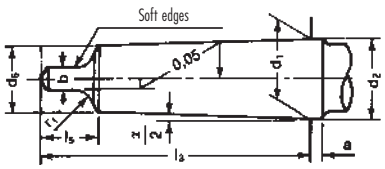

MORSE TAPER	Thinning	∂ 2	a	b h13	d_1	d_2 Ø max ±	d_6 Ø min ±	d_7 Dimen. máx.	l_3 -1	l_4 Dimen. máx.	l_5 Dimen. máx.	r_1	r_2
0	1:19,212=0,05205	1º29 27″	3,0	3,9	9,045	9,2	6,1	6,0	56,5	59,5	10,5	4	1,0
1	1:20,047=0,04988	1º25 43″	3,5	5,2	12,065	12,2	9,0	8,7	62,0	65,5	13,5	5	1,2
2	1:20,020=0,04995	1º25 50″	5,0	6,3	17,780	18,0	14,0	13,5	75,0	80,0	16,0	6	1,6
3	1:19,922=0,05020	1º26 16″	5,0	7,0	23,825	24,1	19,1	18,5	94,0	99,0	20,0	7	2,0
4	1:19,254=0,05194	1º29 15″	6,5	11,9	31,267	31,6	25,2	24,5	117,5	124,0	24,0	8	2,5
5	1:19,002=0,05263	1º30 26″	6,5	15,9	44,399	44,7	36,5	35,7	149,5	156,0	29,0	10	3,0
6	1:19,180=0,05214	1º29 36″	8,0	19,0	63,348	63,8	52,4	51,0	210,0	218,0	40,0	10	4,0

BLUE-MASTER® by celesa

2026 PRICE LIST

GROSS PRICE 2025 + 7%

Effective from 4 May 2026



CUTTING FLUIDS

THE REFERENCE IN ENGINEERING OF CUTTING FLUIDS

UNIVERSAL FLUID.
FOR MACHINING ALL KIND OF MATERIALS
EXTRA

SAFETY DATA SHEET AVAILABLE COMPLIANT WITH REACH REGULATION.

GENERAL PURPOSE

Ref. AC00250 Ref. AC00300AERO Ref. AC00500 Ref. AC01000

			EXTRA
	ℓ.	PACKAGING UNIT	€
AC00250	0,250 l.	1 Bottle	**20,59**
AC00300AERO	0,300 l.	1 Aerosol	**35,11**
AC00500	0,500 l.	1 Bottle	**35,75**
AC01000	1,000 l.	1 Bottle	**55,43**
AC05000	5,000 l.	1 Can	**216,51**
AC10000	10,000 l.	1 Can	**385,94**
AC25000	25,000 l.	1 Can	**800,62**

CUT MAGIC EXTRA, is the perfect solution for the lubrication of machining processes in any material.
Its characteristics and properties are designed to allow the highest lifetime of the cutting tools.

EXP-AC00250
8 U. x 250ml.
164,72 €
200 x 180 x 240mm

Ref. AC05000 Ref. AC10000

EXP-AC00300AERO
8 U.
280,92 €
200 x 205 x 300mm

EXTRA-THICK FLUID,
SPECIALLY DESIGNED FOR STAINLESS STEEL, TITANIUM, DUPLEX, HARDENED STEEL OVER 44HRC AND HARDOX 450/600.
XTHICK

SAFETY DATA SHEET AVAILABLE COMPLIANT WITH REACH REGULATION.

			XTHICK
	ℓ.	PACKAGING UNIT	€
ACXT00250	0,250 l.	1 Bottle	**23,62**
ACXT00500	0,500 l.	1 Bottle	**41,18**
ACXT01000	1,000 l.	1 Bottle	**71,50**
ACXT05000	5,000 l.	1 Can	**258,79**

EXP-ACXT00250
8 U. x 250ml.
188,97 €
200 x 180 x 240mm

Ref. ACXT00250 Ref. ACXT00500 Ref. ACXT01000 Ref. ACXT05000

* All the range of cutting fluids Cut Magic is bio-degradable, in compliance with the REACH REGULATION nº 1907/2006.

THE REFERENCE IN ENGINEERING OF CUTTING FLUIDS

EXCLUSIVE FOR ALUMINIUM, MAGNESIUM AND ITS CASTS
INSTANTANEOUS EVAPORATION WITHOUT LEAVING MARKS
ALUMINIUM

SAFETY DATA SHEET AVAILABLE COMPLIANT WITH REACH REGULATION.

Al

Ref. ACAL00250 Ref. ACAL00500 Ref. ACAL01000

			ALU
	ℓ	PACKAGING UNIT	€
ACAL00250	0,250 l.	1 Bottle	**23,18**
ACAL00500	0,500 l.	1 Bottle	**40,34**
ACAL01000	1,000 l.	1 Bottle	**66,99**

FOAMY UNIVERSAL CUTTING FLUID MAXIMUM ADHERENCE TO THE TOOL
FOR ALL KIND OF MATERIALS
EXTRA FOAMY

SAFETY DATA SHEET AVAILABLE COMPLIANT WITH REACH REGULATION.

Ref. ACF00400

			FOAMY
		PACKAGING UNIT	€
ACF00400	0,400 l.	1 Spray Can	**53,45**

WATER SOLUBLE MINERAL OIL FOR AN OPTIMUM COOLING
IN ANY TYPE OF MACHINING PROCESS

SAFETY DATA SHEET AVAILABLE COMPLIANT WITH REACH REGULATION.

When mixed with water, it forms a high stability emulsion and very good corrosion protection.
It is particularly resistant to microorganisms and provides long lifetime with very low maintenance

CONCENTRATION: Machining & Grinding process: 4-7%

			AST5000
	ℓ	PACKAGING UNIT	€
AST5000	5 l.	1 Can	**105,44**

* All the range of cutting fluids Cut Magic is bio-degradable, in compliance with the REACH REGULATION nº 1907/2006.

THE REFERENCE IN ENGINEERING OF CUTTING FLUIDS

PASTY, SUITABLE FOR ANY TOOL WITH MAXIMUM ADHERENCE OF MATERIALS

PASTY

SAFETY DATA SHEET AVAILABLE COMPLIANT WITH REACH REGULATION.

Ref. ACPU00250

Ref. ACPU00750

		PASTY	
		PACKAGING UNIT	€
ACPU00250	0,250 l.	1 Can	**28,92**
ACPU00750	0,750 l.	1 Can	**43,76**

SAFETY DATA SHEET AVAILABLE COMPLIANT WITH REACH REGULATION.

TWISTY

TAKE ADVANTAGE OF THE TWISTY BAR FOR SAWING PROCESS.
IN ANY TYPE OF MATERIAL

Ref. ACPS00300

		TWISTY	
		PACKAGING UNIT	€
ACPS00300	0,300 l.	1 Bar	**45,06**

SPECIALLY DESIGNED TO PROTECT THE EQUIPMENT FROM WELDING PROJECTIONS.
SILICONE-FREE

EPW0400

SAFETY DATA SHEET AVAILABLE COMPLIANT WITH REACH REGULATION.

Ref. EPW0400

		SPATTER TOOL MAGIC	
		PACKAGING UNIT	€
EPW0400	0,400 l.	1 Spray Can	**30,89**

DESIGNED TO PROTECT THE WORKPIECES FROM PROJECTIONS, SPITTINGS... SILICONE-FREE

PW0400

SAFETY DATA SHEET AVAILABLE COMPLIANT WITH REACH REGULATION.

* Welding projections



Ref. PW0400

		SPATTER MAGIC	
		PACKAGING UNIT	€
PW0400	0,400 l.	1 Spray Can	**16,22**

BLUE-MASTER® by celesa

2026 PRICE LIST

GROSS PRICE 2025 + 7%

Effective from 4 May 2026

DRILL CHUCKS

INDUSTRIAL CHUCKS FOR COLUMN OR CNC DRILLING MACHINE

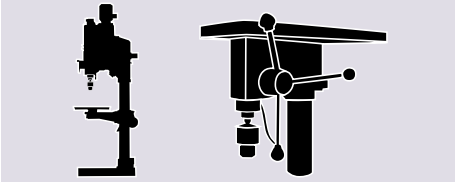

PREC. <0,05 Ref. DC1 HIGH PRECISION

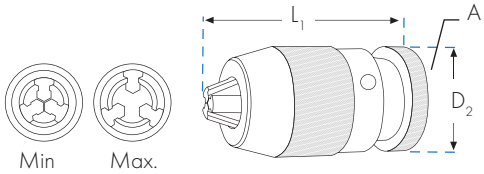

	PRECISION mm	Min.-Max. mm	A	D2 mm	L1 mm	DC1 €
DC1-20-B22	<0,05	5-20	B22	58	130	**206,12**

PREC. <0,20 Ref. DC3 INDUSTRIAL LIGHT-WEIGHT

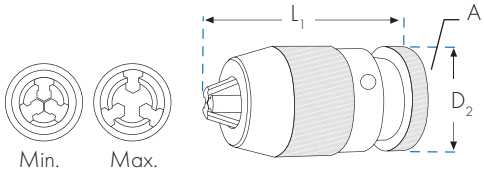

	PRECISION mm	Min.-Max. mm	A	D2 mm	L1 mm	DC3 €
DC3-13-B16	<0,20	1-13	B16	43	94	**81,90**
DC3-13-3/8	<0,20	1-13	3/8-24 UNF	43	94	**81,90**
DC3-13-1/2	<0,20	1-13	1/2-20 UNF	43	94	**81,90**
DC3-16-B16	<0,20	1-16	B16	48	119	**127,11**
DC3-16-B18	<0,20	1-16	B18	48	119	**127,11**

INDUSTRIAL TAPER SHANK CHUCKS FOR COLUMN OR CNC DRILLING MACHINE

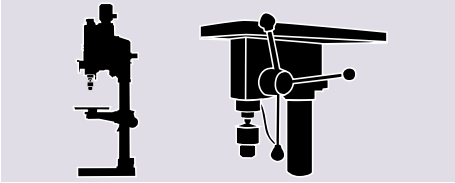

PREC. <0,05

Ref. DC10 HIGH PRECISION

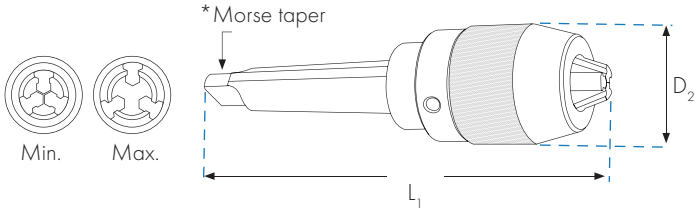

	PRECISION mm	Min.-Max. mm	MT*	D2 mm	L1 mm	DC10 €
DC10-13-CM3	<0,05	1-13	MT3	51	192	264,23
DC10-13-CM4	<0,05	1-13	MT4	51	218	266,79
DC10-16-CM3	<0,05	1-16	MT3	56	207	270,16

PREC. <0,12

Ref. DC11 INDUSTRIAL

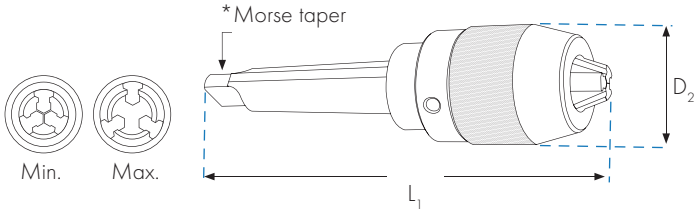

	PRECISION mm	Min.-Max. mm	MT*	D2 mm	L1 mm	DC11 €
DC11-13-CM2	<0,12	1-13	MT2	51	174	159,55
DC11-13-CM3	<0,12	1-13	MT3	51	192	159,55
DC11-13-CM4	<0,12	1-13	MT4	51	218	159,55
DC11-16-CM3	<0,12	1-16	MT3	56	207	187,07

PIVOT KEY FOR DC11 DRILL CHUCK

Ref. DC20-1

Ref. DC20-2

NEW

	Min.-Max. mm	D2 mm	L1 mm	DC20 €
DC20-1	1-13	4-5	180	11,59
DC20-2	1-16	4-5	190	13,65

PROFESSIONAL AUTO-LOCK DRILL CHUCKS

<950W Ref. DC4

LOCK

- Auto-lock
- Plastic sleeve.
- Rotary and hammer mode drilling.



Ref. DC4-13-1/2-SDS

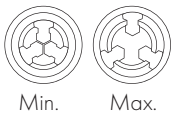

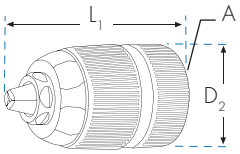

	W	Min.-Max. mm	A	D2 mm	L1 mm	DC4 €
DC4-13-1/2	<950	1,5-13	1/2-20 UNF	43	75	**37,98**
DC4-13-1/2-SDS	<950	1,5-13	1/2-20 UNF	43	75	**43,81**

<1050W Ref. DC5

LOCK

- Auto-lock
- Metal sleeve
- High power
- Special jaws
- Rotary and hammer mode drilling.

Ref. DC5-13-SDS

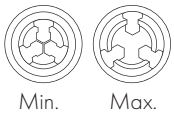

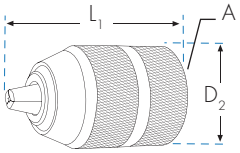

	W	Min.-Max. mm	A	D2 mm	L1 mm	DC5 €
DC5-13-1/2	<1050	1,5-13	1/2-20 UNF	43	75	**50,09**
DC5-13-SDS	<1050	1,5-13	1/2-20 UNF	43	75	**57,86**

<950W Ref. DC13

LOCK

- Locking by tightening softly the drill chuck with the hand while spinning
- Designed for light power drill
- Plastic sleeve.

Ref. DC13-10-1/2

	W	Min.-Max. mm	A	D2 mm	L1 mm	DC13 €
DC13-10-1/2	<950W	0,8-10	1/2-20 UNF	40	65	**12,75**

PROFESSIONAL KEY CHUCKS

Ref. DC6

- Rotary and hammer mode drilling.
- Key included.

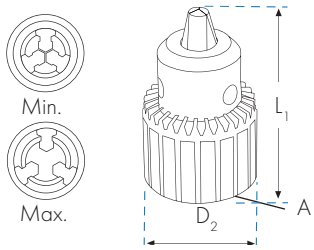

	Min.-Max. mm	A	D2 mm	L1 mm	DC6 €
DC6-06-B10	0,5-6,5	B10	31	50	38,09
DC6-06-3/8	0,5-6,5	3/8-24 UNF	31	50	38,09
DC6-10-1/2	1-10	1/2-20 UNF	37	60	29,83
DC6-13-B12	1-13	B12	46	78	39,01
DC6-13-3/8	1-13	3/8-24 UNF	46	78	39,01
DC6-16-B16	1-16	B16	57	95	43,60
DC6-19-B22	5-20	B22	68	115	59,66

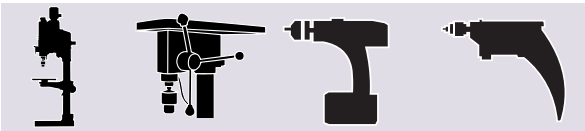

Ref. DC7

- Rotary and hammer mode drilling.
- Key included.

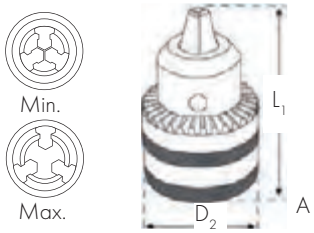

Ref. DC7-13-SDS

	Min.-Max. mm	A	D2 mm	L1 mm	DC7 €
DC7-06-B10	0,6-6,5	B10	30	50	16,36
DC7-06-3/8	0,6-6,5	3/8-24 UNF	30	50	16,36
DC7-10-1/2	1,5-10	1/2-20 UNF	33	59	15,00
DC7-13-B12	1,5-13	B12	42	70	19,00
DC7-13-B16	1,5-13	B16	42	70	19,00
DC7-13-3/8	1,5-13	3/8-24 UNF	42	70	19,00
DC7-13-1/2	1,5-13	1/2-20 UNF	42	70	19,00
DC7-13-SDS	1,5-13	1/2-20 UNF	42	70	19,99
DC7-16-1/2	3-16	1/2-20 UNF	51	87	24,00

- For spare keys look at page 124.

DRILL CHUCK WITH FLEXIBLE EXTENSION

Ref. DC15-001

- 1050 mm length flexible extension
- Ø 1 to 6 mm auto-lock drill chuck.
- Max working speed: 6000 rpm.

	Min.-Max. mm	D2 mm	L1 mm	DC15-001 €
DC15-001	1-6	30	1050	35,15

90º ANGLE DRILL CHUCK

Ref. DC15-002

- For areas with limited access.
- Drill always in rotary mode.
- Ø 1 to 10 mm auto-lock drill chuck.
- Lightweight. For left or right-handed drilling.

	Min.-Max. mm	D2 mm	α	DC15-002 €
DC15-002	1-10	41	90º	20,58

HEX. SHANK MINI DRILL CHUCK

	P29
- 1/4 Hex. Shank - From 0,6 to 6,0 mm	
	18,48

PROFESSIONAL DRILL STAND

Ref. STE99

- Auto return feeding handle (it comes back to original position quickly, easily and without any extra effort).
- Drilling depth calibrated ruler, 60 mm drilling capacity.
- Drilling power tool holder with Ø43/38mm. Robust column with Ø40mm.
- Die cast base with guides for easy clamping of workpiece, and holes for installation of stand in any workbench.
- Precise and smooth drilling of round or flat workpieces.

43/38 mm

60 mm

510 mm

	Ø Clamping mm	Drilling Depth mm	Height mm	STE99 €
STE99	43/38	60	510	**66,74**

DRILLS AND DRILL CHUCK ACCESSORIES

DRILL CHUCK KEYS

	Min.-Max. mm	Ø mm	DC €
DC-10	1 - 10	6	4,43
DC-13	1 - 13	6	5,41
DC-16	1 - 16	8	6,73
DC-20	5 - 20	9	11,94

SDS-PLUS ADAPTER

	Thread	DC €
DC -3/8	3/8 - 24 UNF	15,01
DC -1/2	1/2 - 20 UNF	15,01

1/4" HEX. ADAPTER

	Shank	Thread	DC-01 €
DC-01	1/4" Hex.	3/8 - 24 UNF	8,68

REDUCTION SLEEVES

DIN 2185

MORSE TAPER EXT.	MORSE TAPER INT.	L1 mm	CR €
1	0	80	24,13
2	1	92	23,80
3	1	99	32,51
3	2	112	33,12
4	1	124	50,05
4	2	124	47,03
4	3	140	47,03

MORSE TAPER EXT.	MORSE TAPER INT.	L1 mm	CR €
5	1	156	86,15
5	2	156	78,63
5	3	156	78,63
5	4	171	80,28
6	3	218	150,61
6	4	218	170,89
6	5	218	170,89

INCREASE SOCKET

DIN 2187



MORSE TAPER EXT.	MORSE TAPER INT.	L1 mm	D1 mm	CA €
1	2	160	30	49,99
2	3	196	36	67,96
3	4	240	48	114,61
4	5	300	63	192,37
5	6	415	80	540,64

EXTENSION REDUCING SLEEVES

DIN 2187

MORSE TAPER EXT.	MORSE TAPER INT.	L1 mm	CA €
2	1	160	33,63
3	1	175	46,78
3	2	194	50,49
4	1	200	70,82
4	2	215	69,23
4	3	240	72,43
5	1	232	172,05

MORSE TAPER EXT.	MORSE TAPER INT.	L1 mm	CA €
5	2	247	156,42
5	3	268	137,84
5	4	300	155,80
6	3	330	355,44
6	4	355	355,44
6	5	390	358,08

EXTENSION SLEEVES

MORSE TAPER EXT.	MORSE TAPER INT.	L1 mm	D1 mm	CA €
1	1	145	20	32,71
2	2	175	30	47,59
3	3	215	36	72,08
4	4	265	48	131,29
5	5	335	63	247,32
6	6	470	85	567,66

DRILLS AND DRILL CHUCKS ACCESSORIES

TAPER DRILL CHUCK ARBOR

DIN 228 * MORSE TAPER — DIN 238 ARBOR



MT*	ARBOR	L1 mm	CM €
1	B10	86	14,33
1	B12	89	10,76
1	B16	99	10,76
1	B18	107	12,34
2	B10	105	17,13
2	B12	106	13,08
2	B16	112	13,08
2	B18	119	13,08
2	B22	130	25,78
3	B12	127	19,69
3	B16	134	15,93
3	B18	140	15,93

MT*	ARBOR	L1 mm	CM €
3	B22	147	26,82
3	B24	157	39,56
4	B16	158	23,96
4	B18	166	24,60
4	B22	176	44,24
4	B24	186	44,74
5	B16	193	86,77
5	B18	200	86,77
5	B22	208	90,51
5	B24	221	98,32
6	B22	240	184,89

HOLDING-PIN EXTRACTOR B16 AND B18 FOR DRILL CHUCK CONES

CMEXT
48,16 €

DRILL DRIFTS

DIN 317

Nº	USEFULL FOR MT	L1 mm	CE €
0	0	90	14,32
1	1 / 2	140	16,92
3	3	190	22,34
4	4	225	30,40
5	5 / 6	265	49,36

TAPER DRILL CHUCK THREADED ARBOR

DIN 228

	MORSE TAPER	A	CMR €
CMR1-3/8	1	3/8-24h	21,14
CMR1-1/2	1	1/2-20h	21,14
CMR2-3/8	2	3/8-24h	21,14
CMR2-1/2	2	1/2-20h	21,14

	MORSE TAPER	A	CMR €
CMR2-5/8	2	5/8-16h	21,14
CMR3-3/8	3	3/8-24h	28,60
CMR3-1/2	3	1/2-20h	28,60
CMR3-5/8	3	5/8-16h	28,60

ACCESSORIES

LATHE CENTER

	D1 mm	L1 mm	MT* INT.	CPC €
CPCM1	12	80	1	15,52
CPCM2	18	100	2	20,63
CPCM3	24	125	3	32,06
CPCM4	31	160	4	50,08
CPCM5	44	200	5	70,76
CPCM6	63	270	6	272,83

SOLID CARBIDE	CPC..MD €
CPCM2-MD	59,31
CPCM3-MD	80,94
CPCM4-MD	98,72
CPCM5-MD	167,82

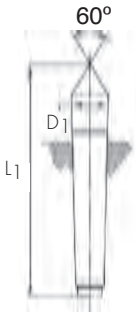

LIVE CENTER

	D1 mm	D2 mm	L1 mm	MT*	PGC €
PGCM1	34	18	120	1	148,56
PGCM2	50	21	148	2	165,69
PGCM3	60	24	185	3	222,75
PGCM4	63	30	220	4	264,00
PGCM5	75	44	260	5	381,56

TAP HOLDERS

Ref. TC10

DIN 228B

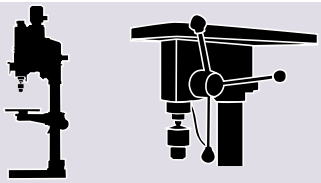

- With longitudinal compensation in compression and traction
- Taper Shank

	D_1 mm	D_3 mm	L_1 mm	L_2 mm	MORSE TAPER	TC10 €
TC10-19-CM2	36	19	122	47	2	**316,35**
TC10-19-CM3	36	19	141	47	3	**404,19**
TC10-31-CM3	53	31	165	71	3	**520,11**
TC10-31-CM4	53	31	189	72	4	**579,55**
TC10-48-CM4	78	48	222	105	4	**876,75**
TC10-48-CM5	78	48	255	106	5	**936,19**

TAP HOLDER WITHOUT CLUTCH

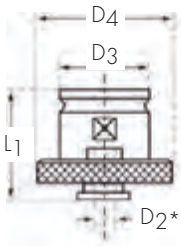

	D_2 mm	D_3 mm	L_1 mm	D_4 mm	TC15 €
TC15-19-035	3,5	19	28	30	**42,36**
TC15-19-040	4,0	19	28	30	**42,36**
TC15-19-045	4,5	19	28	30	**42,36**
TC15-19-060	6,0	19	28	30	**42,36**
TC15-19-070	7,0	19	28	30	**42,36**
TC15-19-080	8,0	19	28	30	**42,36**
TC15-19-090	9,0	19	28	30	**42,36**
TC15-19-100	10,0	19	28	30	**42,36**
TC15-31-070	7,0	31	46	48	**59,47**
TC15-31-080	8,0	31	46	48	**59,47**
TC15-31-090	9,0	31	46	48	**59,47**
TC15-31-100	10,0	31	46	48	**59,47**
TC15-31-110	11,0	31	46	48	**59,47**
TC15-31-120	12,0	31	46	48	**59,47**
TC15-31-140	14,0	31	46	48	**59,47**
TC15-31-160	16,0	31	46	48	**59,47**
TC15-48-110	11,0	48	69	70	**157,57**
TC15-48-120	12,0	48	69	70	**157,57**
TC15-48-140	14,0	48	69	70	**157,57**
TC15-48-160	16,0	48	69	70	**157,57**
TC15-48-180	18,0	48	69	70	**157,57**
TC15-48-200	20,0	48	69	70	**157,57**
TC15-48-220	22,0	48	69	70	**157,57**
TC15-48-250	25,0	48	69	70	**157,57**
TC15-48-280	28,0	48	69	70	**157,57**

TAP HOLDER WITH CLUTCH

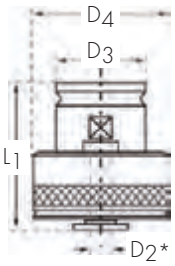

	D_2 mm	D_3 mm	L_1 mm	D_4 mm	TC16 €
TC16-19-035	3,5	19	46	32	**101,67**
TC16-19-040	4,0	19	46	32	**101,67**
TC16-19-045	4,5	19	46	32	**101,67**
TC16-19-060	6,0	19	46	32	**101,67**
TC16-19-070	7,0	19	46	32	**101,67**
TC16-19-080	8,0	19	46	32	**101,67**
TC16-19-090	9,0	19	46	32	**101,67**
TC16-19-100	10,0	19	46	32	**101,67**
TC16-31-070	7,0	31	69	50	**128,77**
TC16-31-080	8,0	31	69	50	**128,77**
TC16-31-090	9,0	31	69	50	**128,77**
TC16-31-100	10,0	31	69	50	**128,77**
TC16-31-110	11,0	31	69	50	**128,77**
TC16-31-120	12,0	31	69	50	**128,77**
TC16-31-140	14,0	31	69	50	**128,77**
TC16-31-160	16,0	31	69	50	**128,77**
TC16-48-110	11,0	48	100	70	**285,09**
TC16-48-120	12,0	48	100	70	**285,09**
TC16-48-140	14,0	48	100	70	**285,09**
TC16-48-160	16,0	48	100	70	**285,09**
TC16-48-180	18,0	48	100	70	**285,09**
TC16-48-200	20,0	48	100	70	**285,09**
TC16-48-220	22,0	48	100	70	**285,09**
TC16-48-250	25,0	48	100	70	**285,09**
TC16-48-280	28,0	48	100	70	**285,09**

* D2: Ø of the shank of the tap

* To get information about the Ø of the shank of the tap please consult page 127.

TAPS SUITABLES FOR TAP HOLDER WITH/WITHOUT CLUTCH

D2 mm.								
3,5	4	4,5	6	7	8	9	10	11
M3x0,50R	M3,5x0,60R	M4x0,50R	M4,5x0,50R	M9x1,00D	M8x1,25R	M9x1,25R	M10x1,50R	M13x0,75D
M3x0,60R	M3,5x0,75R	M4x0,70R	M4,5x0,75R	M9x1,25D	M11x0,75D	M12x0,75D		M13x1,00D
M5x0,50D		M4x0,75R	M5x0,50R	M10x0,50D	M11x1,00D	M12x1,00D		M13x1,25D
M5x0,75D		M4x0,80R	M5x0,75R	M10x0,75D	M11x1,25D	M12x1,25D		M13x1,50D
M5x0,80D		M6x0,50D	M5x0,80R	M10x1,00D	M11x1,50D	M12x1,50D		M13x1,75D
M5x0,90D		M6x0,75D	M5x0,90R	M10x1,25D		M12x1,75D		M14x0,75D
		M6x1,00D	M5x1,00R	M10x1,50D				M14x1,00D
			M5,5x0,90R					M14x1,25D
			M6x0,50R					M14x1,50D
			M6x0,75R					M14x2,00D
			M6x1,00R					
			M6x1,25R					
			M8x0,50D					
			M8x0,75D					
			M8x1,00D					
			M8x1,25D					
			M8x1,50D					

D2 mm.							
12	14	16	18	20	22	25	28
M15x1,00D	M18x1,00D	M20x1,00D	M22x1,00D	M27x1,00D	M30x1,00D	M33x1,00D	M34x1,50D
M15x1,25D	M18x1,25D	M20x1,25D	M22x1,25D	M27x1,50D	M30x1,50D	M33x1,50D	M34x2,00D
M15x1,50D	M18x1,50D	M20x1,50D	M22x1,50D	M27x2,00D	M30x2,00D	M33x2,00D	M35x1,50D
M15x2,00D	M18x2,00D	M20x2,00D	M22x2,00D	M27x3,00D	M30x3,00D	M33x3,50D	M35x2,00D
M16x1,00D	M18x2,50D	M20x2,50D	M22x2,50D	M28x1,00D	M30x3,50D		M36x1,50D
M16x1,25D	M19x1,00D	M21x1,00D	M23x1,00D	M28x1,50D	M32x1,00D		M36x2,00D
M16x1,50D	M19x1,25D	M21x1,25D	M23x1,50D	M28x2,00D	M32x1,50D		M36x3,00D
M16x2,00D	M19x1,50D	M21x1,50D	M24x1,00D		M32x2,00D		M36x4,00D
M17x1,00D	M19x2,00D		M24x1,25D				M38x1,50D
M17x1,25D			M24x1,50D				M38x2,00D
M17x1,50D			M24x2,00D				
			M24x3,00D				
			M25x1,00D				
			M25x1,25D				
			M25x1,50D				
			M25x2,00D				
			M26x1,00D				
			M26x1,50D				
			M26x2,00D				

* D2: Ø of the shank of the tap
* Chart is for taps DIN 371/374/DIN376
* R: Reinforced
* D: Straight

PRECISION COLLET

TYPE ER | **DIN 6499-B**

α: 8º β: 30º

Collets to be used in cutting tools with plain straight shank.

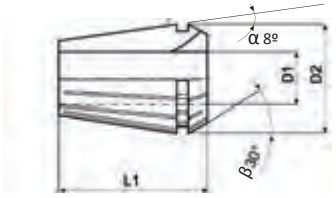

D2: 8,5 L1: 13,5

ER8

EXC 0,01	INDUSTRIAL		EXC 0,005	HIGH PRECISION	
	Capacity D1	€		Capacity D1	€
ER8-1	0,5-1,0	**51,98**	ER8-1MICRO	0,5-1,0	-
ER8-1,5	1,0-1,5	**51,98**	ER8-1,5MICRO	1,0-1,5	-
ER8-2	1,5-2,0	**44,55**	ER8-2MICRO	1,5-2,0	-
ER8-2,5	2,0-2,5	**44,55**	ER8-2,5MICRO	2,0-2,5	-
ER8-3	2,5-3,0	**39,11**	ER8-3MICRO	2,5-3,0	-
ER8-3,5	3,0-3,5	**39,11**	ER8-3,5MICRO	3,0-3,5	-
ER8-4	3,5-4,0	**39,11**	ER8-4MICRO	3,5-4,0	-
ER8-4,5	4,0-4,5	**39,11**	ER8-4,5MICRO	4,0-4,5	-
ER8-5	4,5-5,0	**39,11**	ER8-5MICRO	4,5-5,0	-

D2: 11,5 L1: 18

ER11

EXC 0,01	INDUSTRIAL		EXC 0,005	HIGH PRECISION	
	Capacity D1	€		Capacity D1	€
ER11-1	0,5-1,0	**49,50**	ER11-1MICRO	0,5-1,0	-
ER11-1,5	1,0-1,5	**49,50**	ER11-1,5MICRO	1,0-1,5	-
ER11-2	1,5-2,0	**42,44**	ER11-2MICRO	1,5-2,0	-
ER11-2,5	2,0-2,5	**42,44**	ER11-2,5MICRO	2,0-2,5	-
ER11-3	2,5-3,0	**37,26**	ER11-3MICRO	2,5-3,0	-
ER11-3,5	3,0-3,5	**37,26**	ER11-3,5MICRO	3,0-3,5	**53,33**
ER11-4	3,5-4,0	**37,26**	ER11-4MICRO	3,5-4,0	**53,33**
ER11-4,5	4,0-4,5	**37,26**	ER11-4,5MICRO	4,0-4,5	**53,33**
ER11-5	4,5-5,0	**37,26**	ER11-5MICRO	4,5-5,0	**53,33**
ER11-5,5	5,0-5,5	**37,26**	ER11-5,5MICRO	5,0-5,5	**53,33**
ER11-6	5,5-6,0	**37,26**	ER11-6MICRO	5,5-6,0	**53,33**
ER11-6,5	6,0-6,6	**37,26**	ER11-6,5MICRO	6,0-6,6	**53,33**
ER11-7	6,5-7,0	**37,26**	ER11-7MICRO	6,5-7,0	**53,33**

D2: 17 L1: 27,5

ER16

EXC 0,01	INDUSTRIAL		EXC 0,005	HIGH PRECISION	
	Capacity D1	€		Capacity D1	€
ER16-1	0,5-1,0	**44,35**	ER16-1MICRO	0,5-1,0	-
ER16-2	1,0-2,0	**39,93**	ER16-2MICRO	1,0-2,0	-
ER16-3	2,0-3,0	**35,93**	ER16-3MICRO	2,0-3,0	-
ER16-4	3,0-4,0	**35,93**	ER16-4MICRO	3,0-4,0	**47,49**
ER16-5	4,0-5,0	**35,93**	ER16-5MICRO	4,0-5,0	**47,49**
ER16-6	5,0-6,0	**35,93**	ER16-6MICRO	5,0-6,0	**47,49**
ER16-7	6,0-7,0	**35,93**	ER16-7MICRO	6,0-7,0	**47,49**
ER16-8	7,0-8,0	**35,93**	ER16-8MICRO	7,0-8,0	**47,49**
ER16-9	8,0-9,0	**35,93**	ER16-9MICRO	8,0-9,0	**47,49**
ER16-10	9,0-10,0	**35,93**	ER16-10MICRO	9,0-10,0	**47,49**

D2: 26 L1: 34

ER25

EXC 0,01	INDUSTRIAL		EXC 0,005	HIGH PRECISION	
	Capacity D1	€		Capacity D1	€
ER25-2	1,0-2,0	**41,14**	ER25-2MICRO	1,0-2,0	-
ER25-3	2,0-3,0	**41,14**	ER25-3MICRO	2,0-3,0	-
ER25-4	3,0-4,0	**41,14**	ER25-4MICRO	3,0-4,0	**51,15**
ER25-5	4,0-5,0	**41,14**	ER25-5MICRO	4,0-5,0	**51,15**
ER25-6	5,0-6,0	**41,14**	ER25-6MICRO	5,0-6,0	**51,15**
ER25-7	6,0-7,0	**41,14**	ER25-7MICRO	6,0-7,0	**51,15**
ER25-8	7,0-8,0	**41,14**	ER25-8MICRO	7,0-8,0	**51,15**
ER25-9	8,0-9,0	**41,14**	ER25-9MICRO	8,0-9,0	**51,15**
ER25-10	9,0-10,0	**41,14**	ER25-10MICRO	9,0-10,0	**51,15**
ER25-11	10,0-11,0	**41,14**	ER25-11MICRO	10,0-11,0	**51,15**
ER25-12	11,0-12,0	**41,14**	ER25-12MICRO	11,0-12,0	**51,15**
ER25-13	12,0-13,0	**41,14**	ER25-13MICRO	12,0-13,0	**51,15**
ER25-14	13,0-14,0	**41,14**	ER25-14MICRO	13,0-14,0	**51,15**
ER25-15	14,0-15,0	**41,14**	ER25-15MICRO	14,0-15,0	**51,15**
ER25-16	15,0-16,0	**41,14**	ER25-16MICRO	15,0-16,0	**51,15**

PRECISION COLLET

TYPE ER | **DIN 6499-B**

α: 8º β: 30º

Collets to be used in cutting tools with plain straight shank.

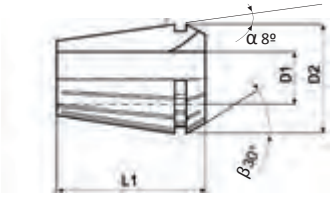

D2: 33 L1: 40

D2: 41 L1: 46

ER32

EXC 0,01	INDUSTRIAL		EXC 0,005	HIGH PRECISION	
	Capacity D1	€		Capacity D1	€
ER32-3	2,0-3,0	**39,10**	ER32-3MICRO	2,0-3,0	-
ER32-4	3,0-4,0	**39,10**	ER32-4MICRO	3,0-4,0	**53,41**
ER32-5	4,0-5,0	**39,10**	ER32-5MICRO	4,0-5,0	**53,41**
ER32-6	5,0-6,0	**39,10**	ER32-6MICRO	5,0-6,0	**53,41**
ER32-7	6,0-7,0	**39,10**	ER32-7MICRO	6,0-7,0	**53,41**
ER32-8	7,0-8,0	**39,10**	ER32-8MICRO	7,0-8,0	**53,41**
ER32-9	8,0-9,0	**39,10**	ER32-9MICRO	8,0-9,0	**53,41**
ER32-10	9,0-10,0	**39,10**	ER32-10MICRO	9,0-10,0	**53,41**
ER32-11	10,0-11,0	**39,10**	ER32-11MICRO	10,0-11,0	**53,41**
ER32-12	11,0-12,0	**39,10**	ER32-12MICRO	11,0-12,0	**53,41**
ER32-13	12,0-13,0	**39,10**	ER32-13MICRO	12,0-13,0	**53,41**
ER32-14	13,0-14,0	**39,10**	ER32-14MICRO	13,0-14,0	**53,41**
ER32-15	14,0-15,0	**39,10**	ER32-15MICRO	14,0-15,0	**53,41**
ER32-16	15,0-16,0	**39,10**	ER32-16MICRO	15,0-16,0	**53,41**
ER32-17	16,0-17,0	**39,10**	ER32-17MICRO	16,0-17,0	**53,41**
ER32-18	17,0-18,0	**39,10**	ER32-18MICRO	17,0-18,0	**53,41**
ER32-19	18,0-19,0	**39,10**	ER32-19MICRO	18,0-19,0	**53,41**
ER32-20	19,0-20,0	**39,10**	ER32-20MICRO	19,0-20,0	**53,41**

ER40

EXC 0,01	INDUSTRIAL		EXC 0,005	HIGH PRECISION	
	Capacity D1	€		Capacity D1	€
ER40-3	2,0-3,0	**49,69**	ER40-3MICRO	2,0-3,0	-
ER40-4	3,0-4,0	**49,69**	ER40-4MICRO	3,0-4,0	**63,55**
ER40-5	4,0-5,0	**49,69**	ER40-5MICRO	4,0-5,0	**63,55**
ER40-6	5,0-6,0	**49,69**	ER40-6MICRO	5,0-6,0	**63,55**
ER40-7	6,0-7,0	**49,69**	ER40-7MICRO	6,0-7,0	**63,55**
ER40-8	7,0-8,0	**49,69**	ER40-8MICRO	7,0-8,0	**63,55**
ER40-9	8,0-9,0	**49,69**	ER40-9MICRO	8,0-9,0	**63,55**
ER40-10	9,0-10,0	**49,69**	ER40-10MICRO	9,0-10,0	**63,55**
ER40-11	10,0-11,0	**49,69**	ER40-11MICRO	10,0-11,0	**63,55**
ER40-12	11,0-12,0	**49,69**	ER40-12MICRO	11,0-12,0	**63,55**
ER40-13	12,0-13,0	**49,69**	ER40-13MICRO	12,0-13,0	**63,55**
ER40-14	13,0-14,0	**49,69**	ER40-14MICRO	13,0-14,0	**63,55**
ER40-15	14,0-15,0	**49,69**	ER40-15MICRO	14,0-15,0	**63,55**
ER40-16	15,0-16,0	**49,69**	ER40-16MICRO	15,0-16,0	**63,55**
ER40-17	16,0-17,0	**49,69**	ER40-17MICRO	16,0-17,0	**63,55**
ER40-18	17,0-18,0	**49,69**	ER40-18MICRO	17,0-18,0	**63,55**
ER40-19	18,0-19,0	**49,69**	ER40-19MICRO	18,0-19,0	**63,55**
ER40-20	19,0-20,0	**49,69**	ER40-20MICRO	19,0-20,0	**63,55**
ER40-21	20,0-21,0	**49,69**	ER40-21MICRO	20,0-21,0	**63,55**
ER40-22	21,0-22,0	**49,69**	ER40-22MICRO	21,0-22,0	**63,55**
ER40-23	22,0-23,0	**49,69**	ER40-23MICRO	22,0-23,0	**63,55**
ER40-24	23,0-24,0	**49,69**	ER40-24MICRO	23,0-24,0	**63,55**
ER40-25	24,0-25,0	**49,69**	ER40-25MICRO	24,0-25,0	**63,55**
ER40-26	25,0-26,0	**49,69**	ER40-26MICRO	25,0-26,0	**63,55**

PROFESSIONAL BLUE-MASTER SHARPENER

*Includes case and spare grinding wheel

Ref. AFB10

Forget about the electrical failures of other sharpeners
Anti short circuit devices

	AFB10
SHARPENING RANGE:	Ø 3-13
POINT ANGLE:	118°
SHARPENING TYPES:	
RESHARPENING OF DRILLS:	HSS, HSSCo, SOLID CARBIDE, TiN, CARBIDE TIPPED
	283,04 €

SHARP YOUR DRILLS IN 4 STEPS

Place and adjust the drill in the chuck

Sharpen the drill

Check the normal sharpening

Split Point sharpening

CHUCK

PAFB10
33,25 €

GRINDING WHEEL

MAFB10
34,81 €

AFB10 SUPPORT

SOPAFB10
31,16 €

DRILL DOCTOR SHARPENERS

750X
High Precision

	AFB1
SHARPENING RANGE:	Ø 2,5-19
POINT ANGLE:	118° / 135°
SHARPENING TYPES:	
RESHARPENING OF DRILLS:	HSS / HSSCo / SOLID CARBIDE / TiN / CARBIDE TIPPED
	520,19 €

*Includes pouch

500X
Professional Sharpening

	AFB2
SHARPENING RANGE:	Ø 2,5-13
POINT ANGLE:	118° / 135°
SHARPENING TYPES:	
RESHARPENING OF DRILLS:	HSS / HSSCo / SOLID CARBIDE / TiN / CARBIDE TIPPED
	436,95 €

XP
Practical & Economic

	AFB3
SHARPENING RANGE:	Ø 2,5-13
POINT ANGLE:	118°
SHARPENING TYPES:	
RESHARPENING OF DRILLS:	HSS / HSSCo / SOLID CARBIDE / TiN / CARBIDE TIPPED
	210,57 €

ACCESSORIES FOR SHARPENERS

DRILL SHARPENER CHUCKS

For 750X

AFB1PB
78,72 €

For
Left hand drill

AFB2PBI
78,74 €

COARSE GRINDSTONE FOR 750X & 500X SHARPENER

AFBT
73,14 €

STANDARD GRINDSTONE FOR 750X & 500X SHARPENER

AFBR
73,14 €

SPARE SCREW FOR 750X & 500X

AFBTLL
8,63 €

AFB10 SUPPORT

SOPAFB10
31,16 €

BLUE-MASTER® by celesa

2026 PRICE LIST

GROSS PRICE 2025 + 7%

Effective from 4 May 2026

REAMERS

HSS HAND REAMERS DIN 206B

Ref. EM1

DIN 206B | HSS | TOL H7 | 8°

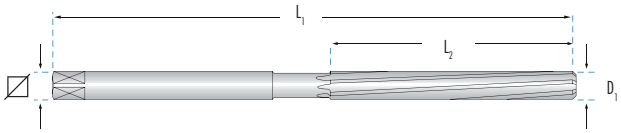

D1 mm	L1 mm	L2 mm	∅	EM1 €
1,00	34	13	-	56,39
1,50	41	20	1,12	34,12
1,60	44	21	1,25	34,12
1,70	44	21	1,25	34,12
2,00	50	25	1,60	24,53
2,10	50	25	1,60	32,54
2,20	54	27	1,80	32,54
2,25	54	27	1,80	31,03
2,30	54	27	1,80	32,54
2,40	58	29	2,00	32,54
2,50	58	29	2,00	24,53
2,60	58	29	2,00	32,54
2,70	62	31	2,25	32,54
2,75	62	31	2,25	31,03
2,80	62	31	2,25	32,54
2,90	62	31	2,25	32,54
3,00	62	31	2,25	24,53
1/8	66	33	2,50	36,68
3,25	66	33	2,50	36,00
3,50	71	35	2,80	25,72
3,75	71	35	2,80	36,00
5/32"	76	38	3,15	38,40
4,00	76	38	3,15	24,53
4,25	76	38	3,15	37,67
4,50	81	41	3,55	25,61
4,75	81	41	3,55	37,67
3/16"	87	44	4,00	38,70
5,00	87	44	4,00	25,61
5,25	87	44	4,00	37,67
5,50	93	47	4,50	25,61
5,75	93	47	4,50	37,67
6,00	93	47	4,50	25,61
6,25	100	50	5,00	37,67
1/4"	100	50	5,00	37,68
6,50	100	50	5,00	25,61
6,75	107	54	5,60	37,67

D1 mm	L1 mm	L2 mm	∅	EM1 €
7,00	107	54	5,60	25,61
9/32"	107	54	5,60	47,86
7,25	107	54	5,60	44,77
7,50	107	54	5,60	27,08
7,75	115	58	6,30	44,77
5/16"	115	58	6,30	44,57
8,00	115	58	6,30	27,08
8,25	115	58	6,30	47,00
8,50	115	58	6,30	28,45
8,75	124	62	7,10	47,00
9,00	124	62	7,10	31,24
9,25	124	62	7,10	49,04
9,50	124	62	7,10	38,25
3/8"	133	66	8,00	50,35
9,75	133	66	8,00	49,04
10,00	133	66	8,00	32,28
10,25	133	66	8,00	63,85
10,50	133	66	8,00	42,79
10,75	142	71	9,00	63,85
11,00	142	71	9,00	36,40
7/16"	142	71	9,00	68,55
11,25	142	71	9,00	68,70
11,50	142	71	9,00	48,07
11,75	142	71	9,00	68,70
12,00	152	76	10,00	47,82
12,50	152	76	10,00	61,20
1/2"	152	76	10,00	108,60
13,00	152	76	10,00	61,20
13,50	163	81	11,20	65,89
14,00	163	81	11,20	65,34
9/16"	163	81	11,20	114,70
14,50	163	81	11,20	84,49
15,00	163	81	11,20	71,37
15,50	175	87	12,50	91,95
5/8"	175	87	12,50	129,12
16,00	175	87	12,50	77,63

D1 mm	L1 mm	L2 mm	∅	EM1 €
16,50	175	87	12,50	110,80
17,00	175	87	12,50	93,56
17,50	188	93	14,00	123,67
18,00	188	93	14,00	112,18
18,50	188	93	14,00	132,82
19,00	188	93	14,00	114,11
3/4"	201	100	16,00	151,93
19,50	201	100	16,00	143,71
20,00	201	100	16,00	121,35
20,50	201	100	16,00	175,41
13/16"	201	100	16,00	149,15
21,00	201	100	16,00	126,67
21,50	215	107	18,00	189,64
22,00	215	107	18,00	131,16
7/8"	215	107	18,00	212,68
22,50	215	107	18,00	203,42
23,00	215	107	18,00	136,89
23,50	215	107	18,00	233,90
24,00	231	115	20,00	151,62
24,50	231	115	20,00	257,73
25,00	231	115	20,00	160,84
1"	231	115	20,00	222,84
25,50	231	155	20,00	281,53
26,00	231	115	20,00	175,51
26,50	231	115	20,00	303,75
27,00	247	124	22,40	191,05
27,50	247	124	22,40	311,05
28,00	247	124	22,40	197,33
28,50	247	124	22,40	327,07
29,00	247	124	22,40	305,66
29,50	247	124	22,40	363,13
30,00	247	124	22,40	261,81
30,50	265	133	25,00	404,66
31,00	265	133	25,00	310,69
31,50	265	133	25,00	437,52
32,00	265	133	25,00	315,02

D1 mm	L1 mm	L2 mm	∅	EM1 €
32,50	265	133	25,00	393,17
33,00	265	133	25,00	330,38
33,50	265	133	25,00	412,32
34,00	284	142	28,00	335,86
34,50	284	142	28,00	425,53
35,00	284	142	28,00	340,95
35,50	284	142	28,00	465,05
36,00	284	142	28,00	357,09
36,50	284	142	28,00	502,87
37,00	284	142	28,00	413,96
37,50	284	142	28,00	539,21
38,00	305	152	31,50	414,01
38,50	305	152	31,50	539,21
39,00	305	152	31,50	414,01
39,50	305	152	31,50	539,21
40,00	305	152	31,50	414,01
40,50	305	152	31,50	621,59
41,00	305	152	31,50	498,92
41,50	305	152	31,50	678,06
42,00	305	152	31,50	498,92
42,50	305	152	31,50	702,60
43,00	326	163	35,50	596,53
43,50	326	163	35,50	857,20
44,00	326	163	35,50	596,53
44,50	326	163	35,50	857,50
45,00	326	163	35,50	630,95
45,50	326	163	35,50	918,05
46,00	326	163	35,50	708,57
46,50	326	163	35,50	1.008,47
47,00	326	163	35,50	774,30
47,50	326	163	35,50	1.234,47
48,00	347	174	40,00	846,12
48,50	347	174	40,00	1.080,95
49,00	347	174	40,00	863,04
49,50	347	174	40,00	1.124,04
50,00	347	174	40,00	936,25

DECIMAL HAND REAMERS

D1 mm	EM1 €
3,10 - 3,90	36,00
4,10 - 6,90	37,67
7,10 - 7,90	44,77
8,10 - 8,90	47,00
9,10 - 9,90	49,04
10,10 - 10,90	63,85
11,10 - 11,90	68,70
12,10 - 12,90	108,60

H7 TOLERANCE (in µ m)

1-3	3-6	6-10	10-18	18-30	30-50	50-80	80-120	120-180
+8	+10	+12	+15	+17	+21	+25	+29	+34
+4	+5	+6	+8	+9	+12	+14	+16	+20

FINE TOLERANCE (en µ m)

1,00-6	6,01-12
+4	+5
+0	+0

Centesimal precision reamers available on request

HSS PARIS TYPE HAND REAMERS

Ref. EMA

NFE 74112 | HSS | TOL K7 | 0°

1.- Straight teeth
2.- Support side

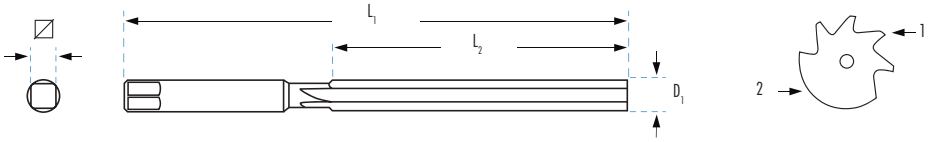

	D1 mm	L1 mm	L2 mm	⧄	EMA €
EMA0300	3,00	85	50	2,24	44,11 *
EMA0400	4,00	100	60	3,15	44,11 *
EMA0500	5,00	112	67	4,00	45,38 *
EMA0600	6,00	118	71	4,50	45,38 *
EMA0700	7,00	132	80	5,60	45,38 *
EMA0800	8,00	140	85	6,30	49,91 *
EMA0900	9,00	150	90	7,10	56,86 *
EMA1000	10,00	160	95	8,00	56,86 *
EMA1100	11,00	170	100	9,00	65,86 *
EMA1200	12,00	180	106	10,00	65,86 *
EMA1300	13,00	180	106	10,00	73,49 *
EMA1400	14,00	190	112	11,20	73,49 *
EMA1500	15,00	190	112	11,20	88,73 *
EMA1600	16,00	200	118	12,50	88,73 *
EMA1700	17,00	200	118	12,50	101,22 *

	D1 mm	L1 mm	L2 mm	⧄	EMA €
EMA1800	18,00	212	125	14,00	101,22 *
EMA1900	19,00	212	125	14,00	117,86 *
EMA2000	20,00	224	132	16,00	117,86 *
EMA2100	21,00	224	132	16,00	135,88 *
EMA2200	22,00	236	140	18,00	135,88 *
EMA2300	23,00	236	140	18,00	158,83 *
EMA2400	24,00	250	150	20,00	174,71 *
EMA2500	25,00	250	150	20,00	174,71 *
EMA2600	26,00	250	150	20,00	195,38 *
EMA2700	27,00	265	160	22,40	195,38 *
EMA2800	28,00	265	160	22,40	214,92 *
EMA2900	29,00	265	160	22,40	242,65 *
EMA3000	30,00	265	160	22,40	242,65 *
EMA3200	32,00	280	170	25,00	275,93 *
EMA3400	34,00	300	180	28,00	331,54 *

* Till end of stock

HAND REAMER FOR MORSE TAPER SHANK

Ref. ECM

DIN 204D | HSS

	MT	Ø mm min. x max.	L1 mm	L2 mm	ECM €
ECM0	0	6,547 - 9,722	93	61	86,86
ECM1	1	9,571 - 12,863	102	66	88,85
ECM2	2	14,733 - 18,679	121	79	122,57
ECM3	3	20,010 - 24,829	146	96	193,19
ECM4	4	26,229 - 32,410	179	119	332,00
ECM5	5	37,873 - 45,767	222	150	702,17

PRIOR NPT THREADING HAND REAMER

Ref. EMNPT

1:16 | HSS | NPT

	NPT Thread	Ø	Ø mm min. x max.	L1 mm	L2 mm	EMNPT €
EMNPT1/16	NPT1/16	6,20	5,915 - 6,978	70	17	145,62
EMNPT1/8	NPT1/8	8,50	8,022 - 9,085	70	17	148,64
EMNPT1/4	NPT1/4	11,00	10,283 - 11,971	80	27	160,64
EMNPT3/8	NPT3/8	14,50	13,703 - 15,391	85	27	180,29
EMNPT1/2	NPT1/2	17,80	16,913 - 19,101	95	35	212,03

HSS HAND TAPER PIN REAMERS DIN 9B

Ref. EM2

TOL H9 | DIN 9B | HSS | 2% 1:50

FOR TAPER PINS DIN 1

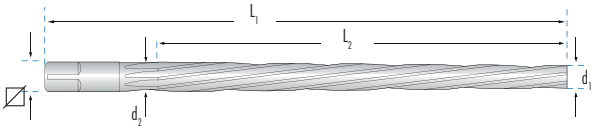

Sizes Ø 1-1,20-1,50-2 and 2,50 are manufactured with straight flutes

	D mm	Ø mm d1 x d2	L1 mm	L2 mm	⧄	EM2 €
EM20100	1,00	0,95 x 1,46	46	28	2,50	81,01
EM20120	1,20	1,15 x 1,74	50	32	2,50	81,01
EM20150	1,50	1,40 x 2,14	57	37	2,50	61,40
EM20200	2,00	1,90 x 2,86	68	48	2,50	44,56
EM20250	2,50	2,40 x 3,36	68	48	2,50	53,24
EM20300	3,00	2,90 x 4,06	80	58	3,15	42,47
EM20350	3,50	3,40 x 4,66	87	63	3,15	65,67
EM20400	4,00	3,90 x 5,26	93	68	4,00	43,31
EM20450	4,50	4,40 x 5,80	95	70	4,00	61,21
EM20500	5,00	4,90 x 6,36	100	73	5,00	41,25
EM20550	5,50	5,40 x 7,20	118	90	5,00	58,26
EM20600	6,00	5,90 x 8,00	135	105	6,30	50,15
EM20650	6,50	6,40 x 8,60	140	110	6,30	71,58
EM20700	7,00	6,90 x 9,40	160	125	6,30	60,98
EM20800	8,00	7,90 x 10,80	180	145	8,00	80,61
EM21000	10,00	9,90 x 13,40	215	175	10,00	91,40
EM21200	12,00	11,80 x 16,00	255	210	11,20	117,78
EM21300	13,00	12,80 x 17,00	255	210	11,20	128,39
EM21400	14,00	13,80 x 18,00	255	210	11,20	175,34
EM21600	16,00	15,80 x 20,40	280	230	14,00	177,64
EM22000	20,00	19,80 x 24,80	310	250	18,00	254,50
EM22500	25,00	24,70 x 30,70	370	300	22,40	397,43
EM23000	30,00	29,70 x 36,10	400	320	25,00	865,50
EM24000	40,00	39,70 x 46,50	430	340	31,50	1.426,55
EM25000	50,00	49,70 x 56,90	460	360	40,00	2.229,48

HSSCo CHUCKING TAPER PIN REAMERS

Ref. EM29

TOL H9 | DIN 2179E | HSSCo | 2% 1:50

FOR TAPER PINS DIN1

	D1 mm	D2 mm	Ø mm min. x max.	L1 mm	L2 mm	EM29 €
EM290150	1,50	2,00	1,40 - 2,14	70	37	71,73
EM290200	2,00	3,00	1,90 - 2,86	68	48	73,17
EM290250	2,50	3,00	2,40 - 3,35	86	48	81,42
EM290300	3,00	4,00	2,90 - 4,06	100	58	65,50
EM290400	4,00	5,00	3,90 - 5,26	112	68	63,04
EM290500	5,00	6,50	4,90 - 6,36	122	73	58,99
EM290600	6,00	8,00	5,90 - 8,00	160	105	56,60
EM290700	7,00	9,00	6,90 - 9,40	160	125	90,40
EM290800	8,00	10,00	7,90 - 10,80	207	145	104,27
EM291000	10,00	12,50	9,90 - 13,40	245	175	141,76
EM291200	12,00	16,00	11,80 - 16,00	290	210	214,99

HSSCo MACHINE CHUCKING REAMERS

Ref. EM3

DIN 212B | HSSCo

	EM3
MATERIAL	HSSCo
NORM	DIN 212B
TOLERANCE	TOL H7
HELIX ANGLE	8°

D_1 mm	L_1 mm	L_2 mm	D_2 mm	€
1,00	34	7	1,00	61,07
1,20	34	7	1,20	54,27
1,40	40	8	1,40	50,46
1,50	40	8	1,50	33,01
1,60	43	9	1,60	33,26
1,70	43	9	1,70	32,98
1,80	46	10	1,80	31,14
1,90	46	10	1,90	31,14
2,00	49	11	2,00	23,55
2,10	49	11	2,10	26,31
2,20	53	12	2,20	26,31
2,30	53	12	2,30	26,31
2,40	57	14	2,40	26,31
2,50	57	14	2,50	23,96
2,60	57	14	2,60	26,31
2,70	61	15	2,70	26,31
2,80	61	15	2,80	26,31
2,90	61	15	2,90	26,31
3,00	61	15	3,00	23,55
3,10	65	16	3,10	31,81
3,20	65	16	3,20	31,81
3,30	65	16	3,30	31,81
3,40	70	18	3,40	31,81
3,50	70	18	3,50	23,92
3,60	70	18	3,60	31,81
3,70	70	18	3,70	31,81
3,80	75	19	4,00	31,81
3,90	75	19	4,00	31,81
4,00	75	19	4,00	23,92
4,10	75	19	4,00	31,81
4,20	75	19	4,00	31,81
4,30	80	21	4,50	31,81
4,40	80	21	4,50	31,81
4,50	80	21	4,50	23,92
4,60	80	21	4,50	31,81
4,70	80	21	4,50	31,81
4,80	86	23	5,00	31,81
4,90	86	23	5,00	31,81
5,00	86	23	5,00	23,92
5,10	86	23	5,00	34,17
5,20	86	23	5,00	34,17
5,30	86	23	5,00	34,17
5,40	93	26	5,60	34,17
5,50	93	26	5,60	23,92
5,60	93	26	5,60	36,74
5,70	93	26	5,60	36,74
5,80	93	26	5,60	36,74
5,90	93	26	5,60	36,74
6,00	93	26	5,60	26,21
6,10	101	28	6,30	37,44
6,20	101	28	6,30	37,44
6,30	101	28	6,30	37,44
6,40	101	28	6,30	37,44
6,50	101	28	6,30	30,77
6,60	101	28	6,30	37,44
6,70	101	28	6,30	37,44
6,80	109	31	7,10	37,44
6,90	109	31	7,10	37,44
7,00	109	31	7,10	29,88
7,10	109	31	7,10	40,23
7,20	109	31	7,10	40,23
7,30	109	31	7,10	40,23
7,40	109	31	7,10	40,23
7,50	109	31	7,10	31,73
7,60	117	33	8,00	40,52
7,70	117	33	8,00	40,52
7,80	117	33	8,00	40,52
7,90	117	33	8,00	40,52
8,00	117	33	8,00	30,75
8,10	117	33	8,00	45,19
8,20	117	33	8,00	45,19
8,30	117	33	8,00	45,19
8,40	117	33	8,00	45,19
8,50	117	33	8,00	33,08
8,60	117	33	9,00	49,79
8,70	125	36	9,00	49,79
8,80	125	36	9,00	49,79
8,90	125	36	9,00	49,79
9,00	125	36	9,00	35,01
9,10	125	36	9,00	49,79
9,20	125	36	9,00	49,79
9,30	125	36	9,00	49,79
9,40	125	36	9,00	49,79
9,50	125	36	9,00	41,58
9,60	125	36	10,00	50,09
9,70	133	38	10,00	50,09
9,80	133	38	10,00	50,09
9,90	133	38	10,00	50,09
10,00	133	38	10,00	35,42
10,50	133	38	10,00	61,49
11,00	142	41	10,00	41,87
11,50	142	41	10,00	81,57
12,00	151	44	10,00	42,80
12,50	151	44	10,00	83,58
13,00	151	44	10,00	70,32
13,50	151	44	12,50	113,60
14,00	160	47	12,50	71,99
15,00	160	47	12,50	73,42
16,00	162	50	12,50	78,62
17,00	170	52	14,00	90,66
18,00	175	54	14,00	94,53
19,00	182	56	16,00	100,43
20,00	189	58	16,00	101,16
21,00	195	60	18,00	147,48
22,00	225	60	18,00	148,86
23,00	230	60	18,00	161,91
24,00	240	60	20,00	182,71
25,00	245	60	20,00	207,05

CENTESIMAL CHUCKING REAMERS

D1 mm	EM3 €
2,37 - 2,65	58,38
2,66 - 3,35	54,05
3,36 - 4,25	60,68
4,26 - 5,30	60,68
5,31 - 5,95	60,78
5,96 - 6,70	61,36
6,71 - 7,29	67,58
7,30 - 8,50	75,99
8,51 - 9,25	85,76
9,26 - 10,60	97,90
10,61 - 11,25	110,58
11,26 - 12,02	113,51
12,03 - 13,02	156,12
13,03 - 14,02	189,86
14,03 - 15,02	231,47
15,03 - 16,02	247,80

EXTRA-FINE TOLERANCE (µ m)

1,00-6	6,01-12
+4	+5
+0	+0

MACHINE CHUCKING REAMERS

HSSCo LONG SERIES

Ref. EM44 | DIN 212L | HSSCo | TOL H7 | 8°

	D1 mm	D2 mm	L1 mm	L2 mm	L3 mm	EM44 €
EM440150	1,50	1,50	55	12	35	**149,22**
EM440200	2,00	2,00	65	14	45	**118,05**
EM440250	2,50	2,50	75	14	55	**134,78**
EM440300	3,00	3,00	90	14	70	**103,02**
EM440350	3,50	3,50	90	14	70	**153,08**
EM440400	4,00	4,00	105	16	80	**103,02**
EM440450	4,50	4,50	105	16	80	**158,84**
EM440500	5,00	5,00	115	16	90	**108,78**
EM440550	5,50	5,50	115	16	90	**168,48**
EM440600	6,00	6,00	130	16	100	**112,63**
EM440650	6,50	6,00	130	16	100	**174,25**
EM440700	7,00	7,00	140	18	110	**121,29**
EM440750	7,50	7,00	140	18	110	**178,10**
EM440800	8,00	8,00	160	18	130	**117,44**
EM440850	8,50	8,00	160	18	130	**180,03**
EM440900	9,00	9,00	175	18	140	**132,85**
EM440950	9,50	9,00	175	18	140	**188,69**
EM441000	10,00	10,00	190	20	150	**134,78**
EM441100	11,00	11,00	200	20	160	**157,89**
EM441200	12,00	12,00	210	20	160	**149,22**

HSSCo EXTRALONG SERIES

Ref. EM33 | DIN 212XL | HSSCo | TOL H7 | 8°

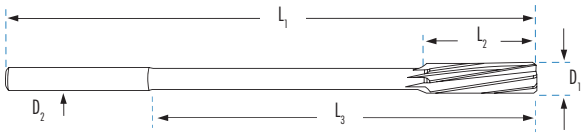

	D1 mm	D2 mm	L1 mm	L2 mm	L3 mm	EM33 HSSCo €
EM330200	2,0	2,0	90	11	70	**136,68**
EM330300	3,0	3,0	120	15	100	**136,68**
EM330400	4,0	4,0	140	19	115	**144,14**
EM330500	5,0	5,0	170	23	140	**147,07**
EM330600	6,0	5,6	200	26	175	**149,82**
EM330700	7,0	7,0	250	35	220	**189,95**
EM330800	8,0	8,0	250	33	220	**213,25**
EM330900	9,0	9,0	250	35	220	**212,45**
EM331000	10,0	10,0	250	38	220	**234,23**
EM331200	12,0	10,0	250	44	220	**281,59**

SOLID CARBIDE CHUCKING REAMERS

Ref. EM35 | DIN 8093B | SOLID CARBIDE | TOL H7 | 8°

	D1 mm	D2 mm	L1 mm	L2 mm	EM35 €
EM350200	2,00	2,00	49	11	**70,60**
EM350250	2,50	2,50	57	14	**81,19**
EM350300	3,00	3,00	61	15	**77,06**
EM350350	3,50	3,50	70	18	**86,30**
EM350400	4,00	4,00	75	19	**81,85**
EM350450	4,50	4,50	80	21	**94,10**
EM350500	5,00	5,00	86	23	**86,68**
EM350550	5,50	5,50	93	26	**105,35**
EM350600	6,00	6,00	93	26	**104,28**
EM350650	6,50	6,00	101	28	**127,89**
EM350700	7,00	7,00	109	31	**134,80**
EM350750	7,50	7,00	109	31	**148,29**
EM350800	8,00	8,00	117	33	**154,04**
EM350850	8,50	8,00	117	33	**177,17**
EM350900	9,00	9,00	125	36	**176,53**
EM350950	9,50	9,00	125	36	**197,72**
EM351000	10,00	10,00	133	38	**195,75**
EM351050	10,50	10,00	133	38	**219,24**
EM351100	11,00	10,00	142	41	**292,06**
EM351150	11,50	12,00	142	41	**321,26**
EM351200	12,00	12,00	151	44	**308,18**

Special sizes on request

HSSCo MACHINE CHUCKING REAMERS

Ref. EM10 | DIN 212E | HSSCo | GAMMON

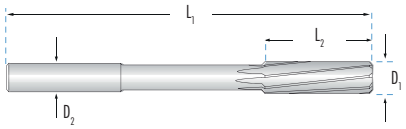

	D1 mm	D2 mm	L1 mm	L2 mm	EM10 €
EM100300	3,00	3,00	61	15	**33,01**
EM100400	4,00	4,00	75	19	**33,01**
EM100500	5,00	5,00	86	23	**33,62**
EM100600	6,00	5,60	93	26	**33,62**
EM100700	7,00	7,10	109	31	**34,22**
EM100800	8,00	8,00	117	33	**37,60**
EM100900	9,00	9,00	125	36	**44,81**
EM101000	10,00	10,00	133	38	**46,20**
EM101100	11,00	10,00	142	41	**53,80**
EM101200	12,00	10,00	151	44	**57,35**
EM101300	13,00	10,00	151	44	**86,62**
EM101400	14,00	12,50	160	47	**90,73**
EM101500	15,00	12,50	160	47	**94,39**
EM101600	16,00	12,50	162	50	**110,45**
EM101700	17,00	14,00	170	52	**132,64**
EM101800	18,00	14,00	175	54	**159,41**

HSSCo TAPER SHANK REAMERS

DIN 208

GAMMON

Ref. EM7

DIN 208B

Ref. EM9

DIN 208C

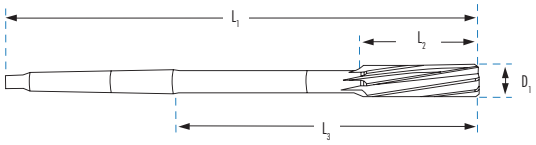

					EM7	EM9
				MATERIAL	HSSCo	HSSCo
				NORM	DIN 208B	DIN 208C
				TOLERANCE	TOL H7	TOL H7
				HELIX	10°	38°
D1 mm	L2 mm	L3 mm	L1 mm	MT	€	€
4,00	19	58	129	1	62,96	
5,00	23	62	133	1	48,88	84,00
5,50	26	67	138	1	64,07	
6,00	26	67	138	1	47,37	84,00
6,50	28	73	144	1	65,34	
7,00	31	79	150	1	48,45	84,00
7,50	31	79	150	1	66,83	
8,00	33	85	156	1	50,05	84,00
8,50	33	85	156	1	70,87	
9,00	36	91	162	1	53,39	80,97
9,50	36	91	162	1	76,84	
10,00	38	97	168	1	52,28	80,97
10,50	38	97	168	1	77,86	
11,00	41	104	175	1	53,27	84,55
11,50	41	104	175	1	82,01	
12,00	44	111	182	1	53,27	84,55
12,50	44	111	182	1	89,56	
13,00	44	111	182	1	67,34	125,76
13,50	47	118	189	1	92,20	
14,00	47	118	189	1	69,19	129,67
14,50	50	118	204	2	97,10	
15,00	50	118	204	2	71,45	141,97
15,50	52	124	210	2	102,06	
16,00	52	124	210	2	77,79	148,79
16,50	54	128	214	2	113,37	
17,00	54	128	214	2	87,59	161,09
17,50	56	133	219	2	129,34	

					EM7	EM9
D1 mm	L2 mm	L3 mm	L1 mm	MT	€	€
18,00	56	133	219	2	91,73	171,11
18,50	58	137	223	2	138,01	
19,00	58	137	223	2	97,37	181,50
19,50	60	142	228	2	147,20	
20,00	60	142	228	2	96,22	190,89
20,50	62	146	232	2	153,13	
21,00	62	146	232	2	114,49	206,25
21,50	64	151	237	2	198,47	
22,00	64	151	237	2	127,85	220,17
22,50	66	155	241	2	198,47	
23,00	66	155	241	2	133,75	236,01
23,50	66	163	241	3	230,57	
24,00	68	163	268	3	141,12	248,95
24,50	68	163	268	3	238,26	
25,00	68	163	268	3	153,51	264,30
25,50	70	168	273	3	277,86	
26,00	70	168	273	3	178,69	278,94
26,50	70	168	273	3	294,35	
27,00	71	172	277	3	206,30	376,06
28,00	71	172	277	3	190,61	308,35
29,00	73	176	281	3	215,65	423,58
30,00	73	176	281	3	207,33	327,50
31,00	75	180	285	3	283,47	
32,00	77	187	317	4	285,83	534,10
33,00	77	187	317	4	460,10	
34,00	78	191	321	4	312,10	803,73
35,00	78	191	321	4	359,52	
36,00	79	195	325	4	461,92	897,72
37,00	79	195	325	4	633,62	
38,00	81	199	329	4	491,83	1.021,09
39,00	81	199	329	4	848,16	
40,00	81	199	329	4	501,80	1.079,49
41,00	82	203	333	4	848,16	
42,00	82	203	333	4	896,92	
44,00	83	206	336	4	975,18	
45,00	83	206	336	4	975,87	
48,00	86	214	344	4	1.033,88	
50,00	86	214	344	4	1.098,73	

HSSCo TAPER SHANK REAMERS, LONG SERIES

Ref. EM41 | DIN 208B/L | HSSCo | TOL H7

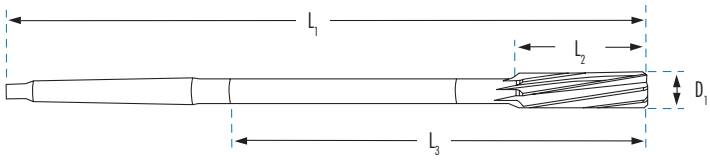

	D1 mm	L2 mm	L3 mm	L1 mm	MT	EM41 €
EM411300	13	22	180	245	1	192,60
EM411400	14	22	180	245	1	192,60
EM411500	15	25	180	260	2	203,43
EM411600	16	25	180	260	2	227,23
EM411800	18	28	180	260	2	235,89
EM412000	20	28	190	270	2	255,37
EM412200	22	32	200	280	2	287,82
EM412400	24	32	200	300	3	376,56
EM412500	25	32	220	320	3	456,62
EM412600	26	32	230	330	3	536,69
EM412800	28	36	240	340	3	541,02
EM413000	30	36	250	350	3	551,85
EM413200	32	36	250	375	4	638,41
EM413400	34	40	250	375	4	742,28
EM413600	36	40	250	375	4	766,88
EM413800	38	40	270	395	4	823,61
EM414000	40	40	270	395	4	869,84
EM414200	42	40	280	405	4	918,15
EM414500	45	45	280	405	4	1.077,85
EM415000	50	45	290	415	4	1.296,35

HSS BRIDGE REAMERS

Ref. EM8 | DIN 311 | HSS | TOL H7 | FOR BOIL WORKS | Conicity 1:10 on L3

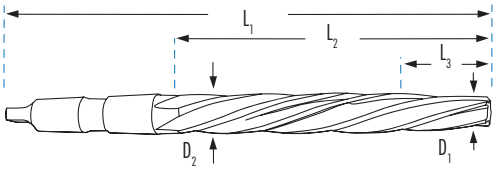

	D2 mm	D1 mm	L1 mm	L2 mm	L3 mm	MT	EM8 €
EM81000	10,00	6,6	171	95	38	1	84,10
EM81100	11,00	7,0	176	100	40	1	86,41
EM81200	12,00	7,8	199	105	42	2	89,50
EM81300	13,00	8,8	199	105	42	2	97,44
EM81400	14,00	9,4	209	115	46	2	106,36
EM81500	15,00	10,0	219	125	50	2	112,80
EM81600	16,00	10,6	229	135	54	2	118,40
EM81700	17,00	11,6	251	135	54	3	132,66
EM81800	18,00	12,2	261	145	58	3	143,68
EM81900	19,00	13,2	261	145	58	3	162,73
EM82000	20,00	13,8	271	155	62	3	165,70
EM82100	21,00	14,8	271	155	62	3	182,29
EM82200	22,00	15,4	281	165	66	3	190,27
EM82300	23,00	16,4	281	165	66	3	204,01
EM82400	24,00	16,8	296	180	72	3	218,26
EM82500	25,00	17,8	296	180	72	3	232,64
EM82600	26,00	18,8	296	180	72	3	254,06
EM82700	27,00	19,2	311	195	78	3	272,72
EM82800	28,00	20,2	311	195	78	3	297,88
EM82900	29,00	21,2	311	195	78	3	319,76
EM83000	30,00	22,2	311	195	78	3	320,34
EM83100	31,00	23,2	326	210	78	3	325,71
EM83200	32,00	23,6	354	210	84	4	354,57
EM83300	33,00	24,6	354	210	84	4	473,28
EM83400	34,00	25,6	364	220	88	4	582,02
EM83600	36,00	27,2	364	220	88	4	611,13

HSSCo TAPER SHANK REAMERS, EXTRALONG SERIES

Ref. EM42 | DIN 208B/XL | HSSCo | TOL H7

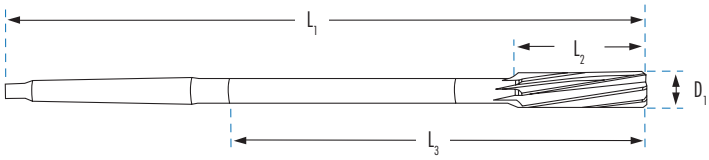

	D1 mm	L2 mm	L3 mm	L1 mm	MT	EM42 €
EM421200	12	40	250	315	1	311,93
EM421400	14	40	250	315	1	340,80
EM421600	16	45	270	350	2	356,20
EM421800	18	45	270	350	2	385,55
EM422000	20	45	270	350	2	408,20
EM422200	22	45	270	350	2	548,76
EM422400	24	70	350	450	3	625,78
EM422500	25	70	350	450	3	664,28
EM422600	26	70	350	450	3	770,19
EM422800	28	70	350	450	3	847,20
EM423000	30	70	350	450	3	914,59
EM423500	35	70	350	475	4	1.155,28
EM424000	40	70	350	475	4	1.347,83

SOLID CARBIDE 3 FLUTES DRILL-REAMERS

Ref. BC45

3Z | DIN 1897 | SOLID CARBIDE | 150° | 30° "N" | TOL H8 | HIGH PERFORMANCE

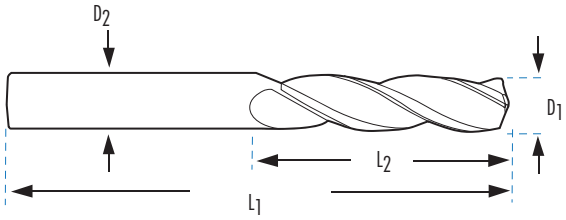

	D1 mm	D2 mm	L1 mm	L2 mm	BC45 €
BC450350	3,5	3,5	52	20	29,55 *
BC450400	4,0	4,0	55	22	30,46 *
BC450500	5,0	5,0	62	26	34,28 *
BC450550	5,5	5,5	66	28	43,35 *
BC450600	6,0	6,0	66	28	41,49 *
BC450650	6,5	6,5	70	31	60,03 *
BC450700	7,0	7,0	74	34	58,47 *
BC450800	8,0	8,0	79	37	68,68 *
BC450850	8,5	8,5	79	37	72,77 *
BC450900	9,0	9,0	84	40	88,91 *
BC451050	10,5	10,5	89	43	111,50 *
BC451100	11,0	11,0	95	47	128,22 *
BC451150	11,5	11,5	95	47	132,93 *
BC451350	13,5	13,5	104	54	281,01 *
BC451400	14,0	14,0	107	54	205,68 *
BC451450	14,5	14,5	111	56	319,18 *
BC451500	15,0	15,0	111	56	243,41 *
BC451550	15,5	15,5	115	58	276,17 *
BC451600	16,0	16,0	115	58	300,29 *
BC451650	16,5	16,5	119	60	429,14 *
BC451700	17,0	17,0	119	60	441,55 *
BC451750	17,5	17,5	123	62	451,78 *
BC451800	18,0	18,0	123	62	492,65 *
BC451850	18,5	18,5	127	64	536,89 *
BC451900	19,0	19,0	127	64	546,93 *
BC451950	19,5	19,5	131	66	587,86 *
BC452000	20,0	20,0	131	66	581,65 *

* Till end of stock

HSS DRILL REAMERS

STRAIGHT SHANK

3Z

DIN 344 | HSS | TOL H8

Ref. EM22

TAPER SHANK

3Z

DIN 343 | HSS | TOL H8

Ref. EM23

APPLICATIONS: Specially recommended to enlarge holes and compensate non concentric holes.

The finishing obtained with 3 fluted drill reamers is better than with conventional drills which are not recommended to enlarge holes, to avoid cutting edge damage.

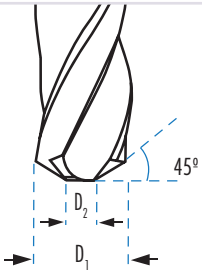

	D1 mm	D2 mm	L1 mm	L2 mm	EM22 €
EM220500	5,00	3,00	108	74	37,50
EM220600	6,00	4,00	116	80	37,50
EM220700	7,00	5,00	133	93	37,50
EM220800	8,00	5,60	142	100	39,55
EM220900	9,00	6,30	151	107	46,68
EM221000	10,00	7,00	162	116	48,74
EM221100	11,00	7,70	173	125	53,75
EM221200	12,00	8,40	184	134	57,71
EM221300	13,00	9,10	184	134	73,58
EM221400	14,00	9,80	194	142	78,65
EM221500	15,00	10,50	202	147	85,85
EM221600	16,00	11,20	211	153	92,20

	D1 mm	D2 mm	L1 mm	L2 mm	MT	EM23 €
EM230900	9,00	6,30	162	81	1	88,58
EM231000	10,00	7,00	168	87	1	79,29
EM231100	11,00	7,70	175	94	1	82,00
EM231200	12,00	8,40	182	101	1	84,89
EM231300	13,00	9,10	182	101	1	88,65
EM231400	14,00	9,80	189	108	1	93,93
EM231500	15,00	10,50	212	114	2	95,72
EM231600	16,00	11,20	218	120	2	106,77
EM231700	17,00	11,90	223	125	2	116,19
EM231800	18,00	12,60	228	130	2	126,11
EM231900	19,00	13,30	233	135	2	148,41
EM232000	20,00	14,00	238	140	2	152,01
EM232100	21,00	15,00	243	145	2	163,72
EM232200	22,00	15,50	248	150	2	177,02
EM232300	23,00	16,00	253	155	2	182,66
EM232400	24,00	17,00	281	160	3	193,01
EM232500	25,00	17,50	281	160	3	207,43
EM232600	26,00	18,00	286	165	3	222,89
EM232700	27,00	19,00	291	170	3	250,70
EM232800	28,00	19,50	291	170	3	284,29
EM233000	30,00	21,00	296	175	3	314,67
EM233200	32,00	22,00	334	185	4	374,27
EM233400	34,00	24,00	339	190	4	414,21
EM233500	35,00	25,00	339	190	4	435,73
EM233600	36,00	25,50	344	195	4	457,60
EM233800	38,00	26,50	349	200	4	517,35
EM234000	40,00	28,00	349	200	4	558,27
EM234500	45,00	31,00	359	210	4	667,90
EM235000	50,00	34,50	369	220	4	953,56

HSSCo SHELL REAMERS

DIN 219

Ref. EM17

Ref. EM18

GAMMON

					EM17		EM18
MATERIAL					HSSCo		HSSCo
NORM					DIN 219B		DIN 219C
TOLERANCE					TOL H7		TOL H7
HELIX ANGLE					10°		38°
D_1 mm	D_2 mm	L_1 mm	L_2 mm		€		€
25,00	**13,00**	**45**	**32**	EM172500	**140,26**	EM182500	**222,98**
26,00	13,00	45	32	EM172600	**141,44**	EM182600	**225,45**
27,00	13,00	45	32	EM172700	**157,96**	EM182700	**231,52**
28,00	13,00	45	32	EM172800	**160,08**	EM182800	**236,27**
30,00	**13,00**	**45**	**32**	EM173000	**161,57**	EM183000	**242,90**
32,00	16,00	50	36	EM173200	**172,39**	EM183200	**250,86**
34,00	16,00	50	36	EM173400	**193,01**	EM183400	**259,10**
35,00	**16,00**	**50**	**36**	EM173500	**195,76**	EM183500	**284,19**
36,00	19,00	56	40	EM173600	**201,26**	EM183600	**296,85**
38,00	19,00	56	40	EM173800	**213,43**	EM183800	**313,16**
40,00	**19,00**	**56**	**40**	EM174000	**224,11**	EM184000	**341,35**
42,00	19,00	56	40	EM174200	**238,53**		
45,00	**22,00**	**63**	**45**	EM174500	**253,29**	EM184500	**407,56**
47,00	22,00	63	45	EM174700	**317,47**	EM184700	**475,91**
48,00	22,00	63	45	EM174800	**317,47**		
50,00	**22,00**	**63**	**45**	EM175000	**319,01**		
52,00	27,00	71	50	EM175200	**337,30**	EM185200	**534,12**
55,00	**27,00**	**71**	**50**	EM175500	**365,95**	EM185500	**594,75**
58,00	27,00	71	50	EM175800	**413,38**		
60,00	**27,00**	**71**	**50**	EM176000	**428,97**	EM186000	**662,51**
62,00	32,00	80	56	EM176200	**492,75**	EM186200	**711,88**
65,00	32,00	80	56	EM176500	**549,33**	EM186500	**723,39**
70,00	**32,00**	**80**	**56**	EM177000	**669,66**	EM187000	**741,24**
72,00	40,00	90	63	EM177200	**748,06**	EM187200	**786,13**
75,00	40,00	90	63	EM177500	**804,34**		
80,00	**40,00**	**90**	**63**	EM178000	**876,02**	EM188000	**931,04**
85,00	40,00	90	63	EM178500	**1.017,36**		
90,00	**50,00**	**100**	**71**	EM179000	**1.108,78**		
95,00	50,00	100	71	EM179500	**1.272,15**		
100,00	**50,00**	**100**	**71**	EM1710000	**1.450,77**		

TAPER SHANK ARBORS FOR SHELL REAMERS

DIN 217



Ref. EM19

				EM19
	D_2 mm	L_1 mm	MT	€
EM19CM313X300	**13,00**	**300**	**3**	**198,27**
EM19CM316X300	16,00	300	3	**220,61**
EM19CM419X300	19,00	300	4	**261,74**
EM19CM419X400	19,00	400	4	**369,88 ***
EM19CM419X500	**19,00**	**500**	**4**	**414,05 ***
EM19CM422X300	22,00	300	4	**327,79**
EM19CM422X400	22,00	400	4	**410,10 ***
EM19CM422X500	22,00	500	4	**460,31 ***
EM19CM422X600	22,00	600	4	**487,49 ***
EM19CM527X350	27,00	350	5	**467,47**
EM19CM527X450	27,00	450	5	**545,85 ***
EM19CM527X550	27,00	550	5	**630,72 ***
EM19CM527X650	27,00	650	5	**675,22 ***
EM19CM532X350	**32,00**	**350**	**5**	**574,72**
EM19CM532X400	32,00	400	5	**692,29 ***
EM19CM532X500	32,00	500	5	**735,66 ***
EM19CM532X600	32,00	600	5	**808,82 ***
EM19CM540X450	40,00	450	5	**815,56**
EM19CM540X550	40,00	550	5	**868,90 ***
EM19CM540X650	40,00	650	5	**907,10 ***
EM19CM540X750	40,00	750	5	**976,99 ***
EM19CM540X850	40,00	850	5	**1.029,52 ***
EM19CM540X950	40,00	950	5	**1.103,42 ***
EM19CM550X450	50,00	450	5	**1.053,93**
EM19CM550X550	50,00	550	5	**1.042,23 ***
EM19CM550X650	50,00	650	5	**1.088,26 ***
EM19CM550X750	50,00	750	5	**1.140,33 ***
EM19CM550X850	50,00	850	5	**1.217,09 ***
EM19CM550X950	50,00	950	5	**1.254,15**

* Till end of stock

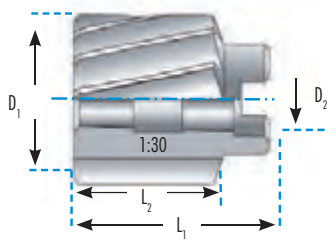

5 FLUTES HSS REAMERS

Ref. EM14

5Z

HSS

10% 1:10

25°

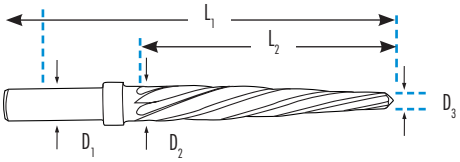

	D2 mm	Ø mm	D1 mm	D3 mm	L1 mm	L2 mm	EM14 €
EM141000	**10,00**	6,00 - 10,00	9,50	5,20	127	76	**157,57**
EM141200	**12,00**	7,00 - 12,00	12,70	5,60	152	102	**173,27**
EM141400	**14,00**	9,00 - 14,00	12,70	7,80	152	102	**183,76**
EM141800	**18,00**	10,00 - 18,00	12,70	9,20	178	125	**225,80**
EM142200	**22,00**	14,00 - 22,00	12,70	13,00	184	132	**267,79**
EM142600	**26,00**	18,00 - 26,00	12,70	17,20	184	132	**288,84**

HSSCo SPRUE REAMERS 45º HELIX

Ref. EM30
Ref. EM31
Ref. EM32

HSSCo

45°

D2	D1	L1	L2
TOL ±0,05	TOL h8	TOL ±1	TOL ±2

FOR MOULDS

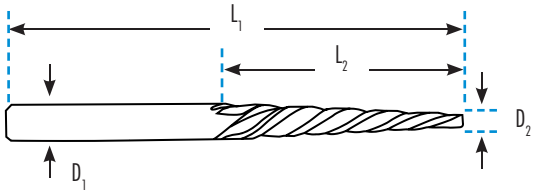

5% 1:20

D1 mm	D2 mm	L1 mm	L2 mm	EM30 €
6,00	3,00	110	60	**134,32**
8,00	4,00	130	80	**185,16**
10,00	5,00	155	100	**219,82**
12,00	6,00	180	120	**268,67**
14,00	7,00	200	140	**342,45**

8% 2:25

D1 mm	D2 mm	L1 mm	L2 mm	EM31 €
8,00	3,00	110	62	**134,32**
10,00	4,00	130	75	**175,87**
12,00	5,00	150	90	**203,72**
14,00	6,00	160	100	**296,48**

10% 1:10

D1 mm	D2 mm	L1 mm	L2 mm	EM32 €
8,00	3,00	100	50	**127,45**
10,00	4,00	115	60	**134,32**
12,00	5,00	130	70	**164,59**
14,00	6,00	140	80	**284,79**

HSS EXTENSIBLE REAMERS

HSS WITH GUIDE

TOL H11	Ø mm	Ø mm min. x max.	EM4G REAMERS €	EM4-6C BLADES €	EM4-6T SCREWS €
EM4G0800	8,00	8,00 - 9,00	144,62*	80,02*	3,60*
EM4G0900	9,00	9,00 - 10,00	144,62*	80,02*	3,60*
EM4G1000	10,00	10,00 - 11,00	144,62*	80,02*	3,60*
EM4G1200	12,00	12,00 - 13,50	147,48*	80,08*	3,81*

* Till end of stock

HSS REINFORCED

TOL H11	Ø mm	Ø mm min. x max.	EM6 REAMERS €	EM4-6C BLADES €	EM4-6T SCREWS €
EM60640	6,40	6,40 - 7,20	123,19*		
EM60720	7,20	7,20 - 8,00	123,19*		
EM60800	8,00	8,00 - 9,00		80,02*	3,60*
EM60900	9,00	9,00 - 10,00	123,19*	80,02*	3,60*
EM61000	10,00	10,00 - 11,00	123,19*	80,02*	3,60*
EM61100	11,00	11,00 - 12,00	123,19*	80,02*	
EM61200	12,00	12,00 - 13,50	123,19*	80,08*	3,81*
EM61350	13,50	13,50 - 15,50	123,19*	80,08*	3,81*
EM61550	15,50	15,50 - 18,00	131,09*	83,89*	4,21*
EM61800	18,00	18,00 - 21,00	135,71*	86,80*	
EM62100	21,00	21,00 - 24,00	157,91*	99,90*	4,21*
EM62400	24,00	24,00 - 27,50	171,92*	105,19*	4,41*
EM62750	27,50	27,50 - 31,50			4,61*
EM63150	31,50	31,50 - 37,00	245,06*	142,30*	4,61*
EM63700	37,00	37,00 - 45,00	365,40*		4,61*
EM64500	45,00	45,00 - 55,00			4,88*
EM65500	55,00	55,00 - 67,00		524,13*	4,88*
EM66700	67,00	67,00 - 80,00		796,37*	4,88*

* Till end of stock

CUTTING SPEED & FEED CHART FOR REAMERS

	C/S		DIAMETER Ø (mm)											
	m/min		2	3	5	7	10	12	15	18	20	22	25	30
STEEL EM3	12	RPM	1911	1274	764	546	382	318	255	212	191	174	153	127
	mm / rev	FEED	0,10	0,10	0,11	0,12	0,15	0,18	0,20	0,22	0,23	0,24	0,25	0,29
	mm / min		191	127	84	66	57	56	51	47	44	42	38	37
HARDENED STEEL EM3+TiAlN	7	RPM	1115	743	446	318	223	186	149	124	111	101	89	74
	mm / rev	FEED	0,08	0,080	0,08	0,09	0,10	0,11	0,12	0,15	0,20	0,21	0,22	0,26
	mm / min		89	59	36	29	22	20	18	19	22	21	20	19
STAINLESS STEEL EM3+TiN	5	RPM	796	531	318	227	159	133	106	88	80	72	64	53
	mm / rev	FEED	0,08	0,08	0,09	0,10	0,10	0,12	0,14	0,16	0,18	0,20	0,21	0,24
	mm / min		64	42	29	23	16	16	15	14	14	14	13	13
ALUMINIUM EM3	37	RPM	5892	3928	2357	1683	1178	982	786	655	589	536	471	393
	mm / rev	FEED	0,15	0,16	0,18	0,20	0,21	0,23	0,25	0,28	0,29	0,30	0,35	0,38
	mm / min		884	628	424	337	247	226	196	183	171	161	165	149
CAST IRON EM3+TiCN	9	RPM	1433	955	573	409	287	239	191	159	143	130	115	96
	mm / rev	FEED	0,15	0,16	0,18	0,18	0,20	0,22	0,24	0,26	0,28	0,29	0,30	0,33
	mm / min		215	153	103	74	57	53	46	41	40	38	34	32
BRASS EM3	17	RPM	2707	1805	1083	773	541	451	361	301	271	246	217	180
	mm / rev	FEED	0,10	0,12	0,14	0,18	0,20	0,25	0,28	0,28	0,30	0,30	0,35	0,41
	mm / min		271	217	152	139	108	113	101	84	81	74	76	74

REMARKS:

- If we know the reamer size and workpiece material, the speed and feed are quickly found.
  Example:
  Material: Steel RPM= 382
  Ø reamer: 10 mm. Vf= 57 mm/min
- After several holes you must adjust the speed and feed again.

EASY USING CHART FOR DRILLING THE CORRECT DIAMETER BEFORE REAMING

	DRILL DIAMETER		
REAMING Ø	STEEL	STAINLESS STEEL	ALUMINIUM
1<Ø<10 mm	Ø final - 0,2 mm	Ø final - 0,2 mm	Ø final - 0,3 mm
11<Ø<20 mm	Ø final - 0,3 mm	Ø final - 0,3 mm	Ø final - 0,4 mm
21<Ø<30 mm	Ø final - 0,4 mm	Ø final - 0,4 mm	Ø final - 0,45 mm
Ø>30 mm	Ø final - 0,5 mm	Ø final - 0,5 mm	Ø final - 0,6 mm

BLUE-MASTER® by celesa

2026 PRICE LIST

GROSS PRICE 2025 + 7%

Effective from 4 May 2026

COUNTERSINKS

HSS STRAIGHT FLUTED STEP DRILLS

HSS Ø ≥ 3 Ref. AV40

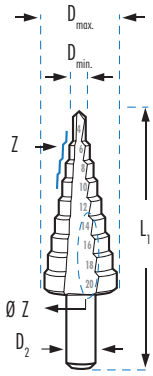



BM1 BM2 BM3 BM4 BM5

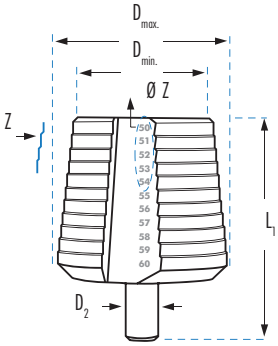

	D min. mm	D max. mm	D2 mm	L1 mm	Z	Ø Z mm min - max	AV40 HSS €	AV40 TiN €
AV40BM1B	4,0	12,0	6,0	65	5	4-6-8-10-12	40,72	64,25
AV40BM2B	4,0	12,0	6,0	65	9	4-5-6-7-8-9-10-11-12	41,77	64,62
AV40BM3B	4,0	20,0	8,0	69	9	4-6-8-10-12-14-16-18-20	53,55	82,48
AV40BM4B	4,0	30,0	10,0	96	14	4-6-8-10-12-14-16-18-20-22-24-26-28-30	87,84	133,90
AV40BM14	4,0	39,0	10,0	107	13	4-6-9-12-15-18-21-24-27-30-33-36-39	217,94	336,55
AV40BM16B	5,0	28,0	10,0	69	7	5-8,8-11,8-15,3-19-24,5-28	101,09	159,09
AV40BM35B	5,0	35,0	13,0	80	13	5-7-10-12-15-17-20-22-25-27-30-32-35	130,87	190,28
AV40BM11B	6,0	25,0	10,0	65	7	6-9-12-16-20-22,50-25	82,55	111,11
AV40BM10B	6,0	26,7	10,0	75	8	6-9-11,40-14-17,25-19-21,25-26,75	160,73	252,93
AV40BM17B	6,0	30,5	10,0	80	9	6-9-12,5-15,2-18,6-20,4-22,5-28,3-30,5	170,65	268,53
AV40BM12B	6,0	32,0	10,0	75	9	6-9-12-16-20-22,5-25-28,5-32	116,51	140,22
AV40BM18B	6,0	37,0	10,0	100	12	6-9-12,5-15,2-18,6-20,4-22,5-26-28,3-30,5-34-37	189,65	293,96
AV40BM5B	6,0	38,0	10,0	96	12	6-9-13-16-19-21-23-26-29-32-35-38	204,62	271,25
AV40BM13	6,0	40,0	13,0	105	16	6-11-17-23-29-30-31-32-33-34-35-36-37-38-39-40	282,17	319,36
AV40BM15B	6,5	32,5	10,0	79	9	6,50-8,50-10,50-12,50-16,50-20,50-25,50-29-32,50	134,90	189,06
AV40BM20	6,5	40,5	10,0	96	11	6,50-8,50-10,50-12,50-16,50-20,50-25,50-29 32,50-36,50-40,50	211,49	332,81
AV40BM21B	7,0	20,0	10,0	80	12	7-10-11-12-13-14-15-16-17-18-19-20	84,62	133,16
AV40BM22B	10,0	30,0	13,0	83	12	10-20-21-22-23-24-25-26-27-28-29-30	132,46	207,81
AV40BM25B	12,0	20,0	8,0	66	9	12-13-14-15-16-17-18-19-20	78,46	105,01
AV40BM26B	20,0	30,0	10,0	78	11	20-21-22-23-24-25-26-27-28-29-30	114,45	161,23
AV40BM27	30,0	40,0	10,0	78	11	30-31-32-33-34-35-36-37-38-39-40	171,42	220,70
AV40BM28	40,0	50,0	13,0	85	11	40-41-42-43-44-45-46-47-48-49-50	245,06	341,55
AV40BM29	50,0	60,0	13,0	85	11	50-51-52-53-54-55-56-57-58-59-60	308,77	383,55
FOR TUBES IN GAS THREAD								
AV40BM6B	6,0	32,0	10,0	75	8	6-9-11,20(1/8)-14,50 (1/4)-18,20 (3/8)-22,30 (1/2)-27,90 (3/4)-32	120,88	165,71
FOR BLIND RIVETS M3 - M4 - M5 - M6 - M7								
AV40BM7B	4,8	10,6	6,0	54	5	4,80-6,40-7,20-9,60-10,65	39,39	56,20
FOR ELECTRICAL CONDUCTIONS (OLD & NEW NORMS)								
AV40PG21B	PG7	PG21	13,0	70	11	6,5-8,5-10,5-12,5(PG7)-15,2(PG9)-18,6(PG11) 20,4(PG13,5)-22,5(PG16)-25,5-18,3(PG21)-30,5	133,11	188,18
AV40PG29B	PG7	PG29	13,0	81	14	6,5-9-11-12,5(PG7)-15,2(PG9)-18,6(PG11)-20,4(PG13,5) 22,5(PG16)-26-28,3(PG21)-30,5-33-35-37(PG29)	171,96	241,23
AV40BM8B	8,5	32,5	10,0	70	12	8,5-10,5-12,5-14,5-16,5-18,5-20,5-23,5-25,5 28-30,5-32,5	100,91	146,22
AV40BM9B	8,5	40,5	12,0	84	16	8,5-10,5-12,5-14,5-16,5-18,5-20,5-23,5-25,5 28-30,5-32,5-34,5-36,5-38,5-40,5	143,69	216,55

HSSCo STRAIGHT FLUTED STEP DRILLS

HSSCo INOX

Ref. AVC40

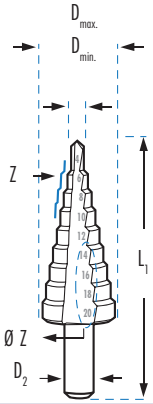

BM1 BM2 BM3 BM4 BM18

	D min. mm	D max. mm	D2 mm	L1 mm	Z	Ø Z mm min - max	AVC40 HSSCo €	AVC40 TiN €
AVC40BM1B	4,0	12,0	6,0	65	5	4-6-8-10-12	50,08	76,78
AVC40BM2B	4,0	12,0	6,0	65	9	4-5-6-7-8-9-10-11-12	52,88	92,74
AVC40BM3B	4,0	20,0	8,0	69	9	4-6-8-10-12-14-16-18-20	64,94	105,07
AVC40BM4B	4,0	30,0	10,0	96	14	4-6-8-10-12-14-16-18-20-22-24-26-28-30	100,59	164,70
AVC40BM18B	6,0	37,0	10,0	100	12	6-9-12,5-15,2-18,6-20,4-22,5-26-28,3-30,5-34-37	205,94	309,27

HSS STRAIGHT FLUTED STEP DRILLS SDS-PLUS

NEW

HSS SDS Plus

Ref. AV40BMSDS

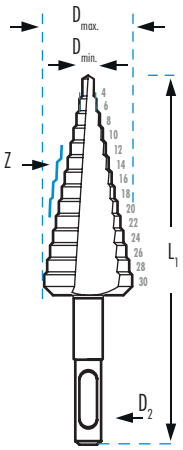



BMSDS1 BMSDS2 BMSDS3 BMSDS4

	D min. mm	D max. mm	D2 mm	L1 mm	Z	Ø Z mm min - max	AV40BMSDS HSS €	AV40BMSDS TiN €
AV40BMSDS1B	4,0	12,0	8,8	95,5	5	4-6-8-10-12	43,16	68,11
AV40BMSDS2B	4,0	12,0	8,8	95,5	9	4-5-6-7-8-9-10-11-12	44,27	68,50
AV40BMSDS3B	4,0	20,0	8,8	104,0	9	4-6-8-10-12-14-16-18-20	56,76	87,43
AV40BMSDS4B	4,0	30,0	8,8	126,0	14	4-6-8-10-12-14-16-18-20-22-24-26-28-30	93,11	141,93

HSS SPIRAL FLUTED STEP DRILLS

HSS

Ref. AV42

BM2 BM3 BM4

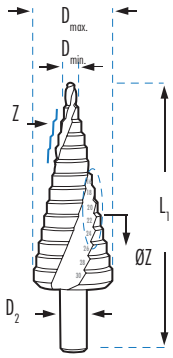

	D min. mm	D max. mm	D2 mm	L1 mm	Z	Ø Z mm min - max	AV42 HSS €	AV42 TiN €
AV42BM1B	4,0	12,0	6,0	65	5	4-6-8-10-12	45,71	65,46
AV42BM2B	4,0	12,0	6,0	68	9	4-5-6-7-8-9-10-11-12	46,17	68,17
AV42BM3B	4,0	20,0	8,0	69	9	4-6-8-10-12-14-16-18-20	61,59	95,30
AV42BM4B	4,0	30,0	10,0	96	14	4-6-8-10-12-14-16-18-20-22-24-26-28-30	101,51	151,72
AV42BM5B	6,0	38,0	10,0	96	12	6-9-13-16-19-21-23-26-29-32-35-38	218,71	285,25
AV42BM11B	6,0	25,0	10,0	65	7	6-9-12-16-20-22,50-25	85,98	119,36
AV42BM12B	6,0	32,0	10,0	75	9	6-9-12-16-20-22,5-25-28,5-32	124,60	159,36
AV42BM13	6,0	40,0	13,0	105	16	6-11-17-23-29-30-31-32-33-34-35-36-37-38-39-40	288,78	326,36
AV42BM8B	8,5	32,5	10,0	70	12	8,5-10,5-12,5-14,5-16,5-18,5-20,5-23,5 25,5-28-30,5-32,5	113,18	155,25
AV42BM9B	8,5	40,5	12,0	84	16	8,5-10,5-12,5-14,5-16,5-18,5-20,5-23,5 25,5-28-30,5-32,5-34,5-36,5-38,5-40,5	177,98	231,55

HSS SPIRAL FLUTED MEGA-STEP DRILLS

NEW

HSS

Ref. AV42BM7

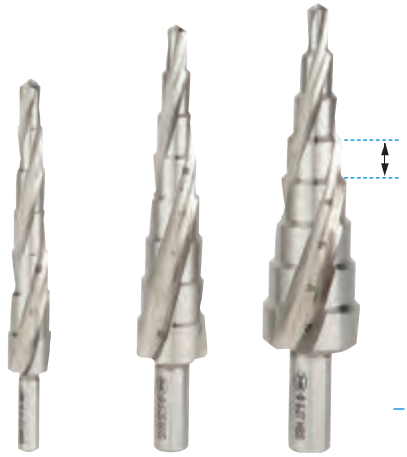

AV42BM702B AV42BM703B AV42BM704B

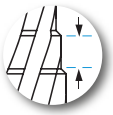

STEP 10 mm

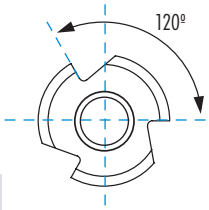

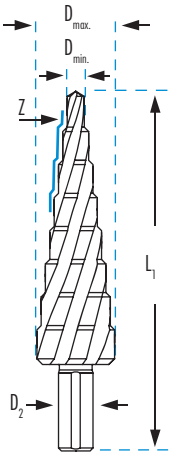

	D min. mm	D max. mm	D2 mm	L1 mm	Z	Ø Z mm min - max	AV42 HSS €	AV42 TiAlN €
AV42BM702B	6,0	12,0	6,0	105	7	6-7-8-9-10-11-12	45,95	51,05
AV42BM703B	6,0	20,0	10,0	120	8	6-8-10-12-14-16-18-20	72,11	80,12
AV42BM704B	6,0	27,0	12,0	125	8	6-9-12-15-18-21-24-27	94,88	105,42

HSS SPIRAL FLUTED STEP DRILLS

NEW

HSS

STEPCUT

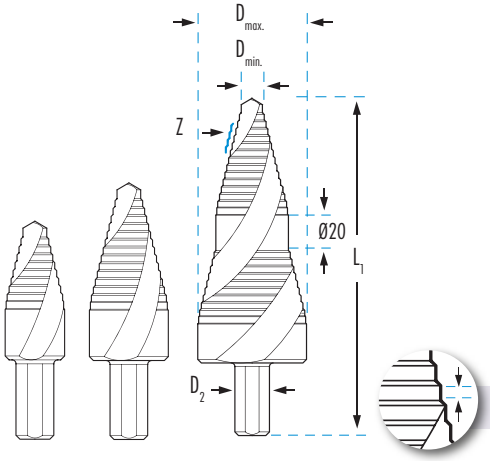

AV40BM37 AV40BM38 AV40BM36

	D min. mm	D max. mm	D2 mm	L1 mm	Z	Ø Z mm min - max	AV40BM HSS €	AV40BM TiN €
AV40BM37B	6,0	15,0	9,5	55	11	6-7-8-9-10-11-12-13-14-14,5-15	27,75	36,42
AV40BM38B	6,0	20,0	9,5	65	16	6-7-8-9-10-11-12-13-14-15-16-17-18-19-19,5-20	41,49	57,02
AV40BM36B	6,0	30,0	9,5	93	27	6-7-8-9-10-11-12-13-14-15-16-17-18-19-19,5-20-21-22-23-24-25-26-27-28-29-29,5-30	102,31	147,33

1/4" HEXAGONAL SHANK

	D min. mm	D max. mm	⬡	L1 mm	Z	Ø Z mm min - max	AV41 HSS €	AV41 TiN €
AV41BM2B	4,0	12,0	1/4"	72	9	4-5-6-7-8-9-10-11-12	46,17	68,17
AV41BM3B	4,0	20,0	1/4"	81	9	4-6-8-10-12-14-16-18-20	61,59	95,30
AV41BM4B	4,0	30,0	1/4"	105	14	4-6-8-10-12-14-16-18-20-22-24-26-28-30	101,51	151,72

Ref. AV41BM2B

SHORT SERIES max. 2mm thick

	D min. mm	D max. mm	D2 mm	L1 mm	Z	Ø Z mm min - max	AV41C HSS €	AV41C TiN €
AV41CBM2B	4,0	12,0	6,0	48	9	4-5-6-7-8-9-10-11-12	50,94	68,37
AV41CBM3B	4,0	20,0	8,0	58	9	4-6-8-10-12-14-16-18-20	63,24	88,36
AV41CBM4B	4,0	30,0	10,0	72	14	4-6-8-10-12-14-16-18-20-22-24-26-28-30	103,10	158,74

Ref. AV41CBM3B

HSS SPIRAL FLUTED STEP DRILLS

HSS

STRAIGTH FLUTED FOR ELECTRICIANS

	DIN	D min. mm	D max. mm	D2 mm	L1 mm	Z	Ø Z mm min - max	AV45 HSS €	AV45 TiN €
AV45BM0B	60423	5,3	30,5	10,0	79	9	5,3-7-9-10,5-14,5-18,5-23,5-27-30,5	180,94	233,33
AV45BM2B	60423	5,3	38,5	10,0	96	11	5,3-7-9-10,5-14,5-18,5-23,5-27 30,5-34,5-38,5	217,59	274,91

Ref. AV45BM2B

3 STRAIGHT FLUTED

	D min. mm	D max. mm	D2 mm	L1 mm	Z	Ø Z mm min - max	AV43 HSS €	AV43 TiN €
AV43BM1B	4,0	12,0	6,0	65	9	4-5-6-7-8-9-10-11-12	47,58	75,36
AV43BM2B	4,0	20,0	8,0	75	9	4-6-8-10-12-14-16-18-20	65,23	101,07
AV43BM3B	4,0	30,0	10,0	100	14	4-6-8-10-12-14-16-18-20-22-24-26-28-30	100,54	164,44

Ref. AV43BM3B

STEP DRILL WITH INTERCHANGEABLE PILOT DRILL

	D min. mm	D max. mm	D2 mm	L1 mm	Z	Ø Z mm min - max	AV4 HSS €
AV4BM3040	30,0	40,0	13,0	76	11	30-31-32-33-34-35-36-37-38-39-40	165,83
AV4BM4050	40,0	50,0	13,0	76	11	40-41-42-43-44-45-46-47-48-49-50	239,52
AV4BM5060	50,0	60,0	13,0	76	11	50-51-52-53-54-55-56-57-58-59-60	304,05

Ref. AV4BM3040

PILOT DRILLS

	DESCRIPTION	BAV4BM €
BAV4BM	10X35mm	10,73

HSS & HSSCo TUBE AND SHEET DRILLS

HSS **HSSCo**

Ref. AV30
Ref. AVC30

BM0 BM1 BM5 BM3 BM4 BM6

D min. mm	D max. mm	D2 mm	L1 mm		AV30 HSS €	AV30 TiN €		AVC30 HSSCo €	AVC30 TiN €
3,0	14,0	6,0	58	AV30BM0B	**20,13**	**40,23**	AVC30BM0B	**37,26**	**48,67**
3,0	22,5	8,0	85	AV30BM8B	**55,65**	**100,85**			
3,0	31,0	10,0	102	AV30BM5B	**88,99**	**133,36**			
5,0	25,4	10,0	87	AV30BM9B	**63,28**	**120,89**			
6,0	20,0	8,0	63	AV30BM1B	**28,40**	**58,71**	AVC30BM1B	**49,40**	**75,03**
16,0	30,0	10,0	79	AV30BM2B	**54,93**	**97,15**	AVC30BM2B	**81,51**	**108,68**
26,0	40,0	13,0	86	AV30BM3B	**113,65**	**177,97**	AVC30BM3B	**164,73**	**228,88**
36,0	50,0	13,0	89	AV30BM4	**167,40**	**258,22**			
40,0	61,0	13,0	98	AV30BM6	**277,32**	**431,87**			

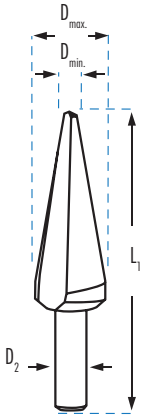

* The references ended in B are supplied in blister packaging

HSS TUBE & SHEET DRILLS

HSS

Ref. AG

Countersink Drill for tube and metal and light alloy sheets, also for plastic materials. Suitable up to 5mm depth.

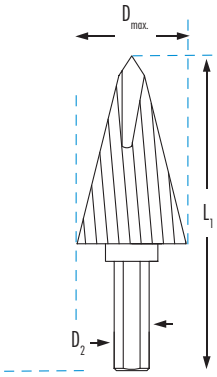

HSS

Ref. AV31

TUBE AND SHEET DRILLS

	D max. mm	D2 mm	L1 mm	Nº Z	AG HSS €
AG2500	25,0	8,0	72	20	**28,42**
AG3200	32,0	10,0	81	30	**42,67**
AG4500	45,0	10,0	94	36	**70,48**

SPIRAL FLUTED WITH STOPPER

	Dmin. mm	Dmax. mm	D2 mm	L1 mm	AV31 HSS €	AV31 TiN €
AV31BM0B	3,0	7,8	6,0	48	**32,26**	**48,82**
AV31BM1B	3,0	10,2	6,0	52	**42,36**	**66,41**
AV31BM2B	3,0	11,8	6,0	56	**47,14**	**83,31**

3 FLUTED COUNTERSINKS

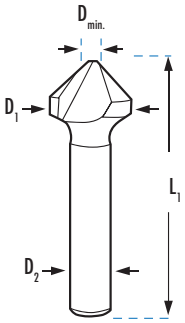

DIN 335C

3Z



MATERIAL					HSS		HSS		HSS		HSS		HSSCo		HSSCo				HSS
COATING							TiN		TiAlN						TiAlSiN				
APPLICATION					GENERAL PURPOSE		GENERAL PURPOSE		GENERAL PURPOSE				GENERAL PURPOSE / INOX		INOX Plus				
D1 mm-"	D min. mm	D2 mm	L1 mm	AV6	€	AV16	€	AV37	€	AV7	€	AV38	€	L1 mm	AV15	€
4,00	1,3	4,0	40	AV60400	17,94											
4,30	1,3	4,0	40	AV60430	18,06	AV160430	25,90	AV370430	30,50	AV70430	20,09	AV380430	30,27			
5,00	1,5	4,0	40	AV60500	18,06	AV160500	25,90	AV370500	30,50	AV70500	20,09	AV380500	30,27			
5,30	1,5	4,0	40	AV60530	18,06	AV160530	25,90	AV370530	30,50	AV70530	20,09	AV380530	30,27			
5,80	1,5	5,0	45	AV60580	13,71	AV160580	22,76	AV370580	28,62	AV70580	16,35	AV380580	25,69			
5,80	1,5	6,0	45	AV60580-6	14,96											
6,00	1,5	5,0	45	AV60600	13,07	AV160600	22,26	AV370600	28,62	AV70600	15,71	AV380600	25,37			
6,00	1,5	6,0	45	AV60600-6	14,78											
6,30	1,5	5,0	45	AV60630	12,83	AV160630	22,26	AV370630	28,62	AV70630	15,42	AV380630	25,23			
6,30	1,5	6,0	45	AV60630-6	14,44											
1/4"	1,5	6,0	45	AV6P1/4	12,83											
7,00	1,8	6,0	50	AV60700	18,06	AV160700	29,72	AV370700	38,18	AV70700	20,09	AV380700	34,12			
7,30	1,8	6,0	50	AV60730	18,06	AV160730	29,72	AV370730	38,18	AV70730	20,09	AV380730	34,12			
5/16"	2,0	6,0	50	AV6P5/16	18,06											
8,00	2,0	6,0	50	AV60800	18,06	AV160800	29,72	AV370800	38,18	AV70800	20,30	AV380800	34,22			
8,30	2,0	6,0	50	AV60830	17,79	AV160830	29,72	AV370830	38,18	AV70830	19,93	AV380830	35,11			
9,00	2,2	6,0	50	AV60900	19,53											
9,40	2,2	6,0	50	AV60940	21,05	AV160940	33,54	AV370940	42,78	AV70940	23,49	AV380940	39,96			
3/8"	2,5	6,0	50	AV6P3/8	21,05											
10,00	2,5	6,0	50	AV61000	21,05	AV161000	33,54	AV371000	42,78	AV71000	23,49	AV381000	39,96			
10,40	2,5	6,0	50	AV61040	20,67	AV161040	33,54	AV371040	42,78	AV71040	23,99	AV381040	39,85	112	AV151040	64,26
11,50	2,8	8,0	56	AV61150	21,16	AV161150	35,53	AV371150	45,99	AV71150	25,64	AV381150	43,32			
12,00	2,8	8,0	56	AV61200	21,16	AV161200	35,53	AV371200	45,99	AV71200	25,64	AV381200	43,32			
12,40	2,8	8,0	56	AV61240	21,16	AV161240	35,53	AV371240	45,99	AV71240	25,63	AV381240	43,32	112	AV151240	79,11
1/2"	2,9	8,0	56	AV6P1/2	22,20											
13,40	2,9	8,0	56	AV61340	22,88	AV161340	36,70	AV371340	47,50	AV71340	27,96	AV381340	43,97			
14,40	2,4	8,0	56	AV61440	24,98											
15,00	3,2	8,0	60	AV61500-8	30,24											
15,00	3,2	10,0	60	AV61500	29,05	AV161500	46,24	AV371500	62,60	AV71500	35,61	AV381500	51,36			
5/8"	3,2	8,0	60	AV6P5/8	31,24											
16,50	3,2	8,0	60	AV61650-8	30,24											
16,50	3,2	10,0	60	AV61650	28,56	AV161650	50,65	AV371650	65,04	AV71650	35,12	AV381650	58,57	120	AV151650	95,34
19,00	3,5	10,0	63	AV61900	42,78	AV161900	61,79	AV371900	78,93	AV71900	52,66	AV381900	71,53			
3/4"	3,5	8,0	63	AV6P3/4	42,78											
20,50	3,5	8,0	63	AV62050-8	44,66											
20,50	3,5	10,0	63	AV62050	42,04	AV162050	63,11	AV372050	81,30	AV72050	51,71	AV382050	72,44	124	AV152050	127,78
23,00	3,8	10,0	67	AV62300	52,58	AV162300	71,90	AV372300	90,98	AV72300	64,18	AV382300	84,12			
25,00	3,8	10,0	67	AV62500	53,06	AV162500	72,91	AV372500	91,93	AV72500	65,32	AV382500	85,25	128	AV152500	154,11
1"	3,8	10,0	67	AV6P1	54,96											
26,00	3,8	10,0	67	AV62600	57,02	AV162600	79,04									
28,00	4,0	12,0	71	AV62800	74,09	AV162800	92,68	AV372800	118,96	AV72800	93,29	AV382800	114,56			
30,00	4,2	12,0	71	AV63000	78,73	AV163000	96,16	AV373000	125,96	AV73000	98,66	AV383000	138,15			
31,00	4,2	12,0	71	AV63100	81,96	AV163100	102,16	AV373100	135,26	AV73100	98,66	AV383100	139,45	133	AV153100	180,53
40,00	4,5	13,0	112	AV64000	121,87	AV164000	152,12	AV374000	195,73	AV74000	154,03	AV384000	192,78			
45,00	4,5	13,0	116	AV64500	130,15											
50,00	5,0	13,0	125	AV65000	149,72											

LATEST-GENERATION COUNTERSINKS

NEW

DIN 335C

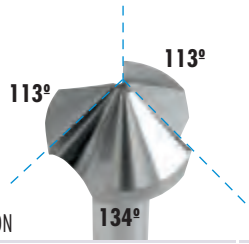

ANTI-VIBRATION

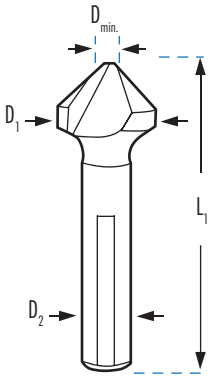

				AV66	AV67	AV99	AV55	AV6MD	AV66MD	AV55MD
			MATERIAL	HSSCo	HSSCo	HSSCo	HSSCo	CARBIDE	CARBIDE	CARBIDE
			COATING		TiAlN	TiAlN				
			APPLICATION			INOX Superplus	HARDOX 500	HIGH PERFORMANCE		HARDOX 500
				3Z	3Z	3Z	5Z	3Z	3Z	5Z
D1 mm	D min. mm	D2 mm	L1 mm	€	€	€	€	€	€	€
4,30	1,3	4,0	40					67,74		
5,30	1,5	4,0	40					65,22		
6,00	1,5	5,0	45					67,39		
6,30	1,5	5,0	45	22,46	29,19	41,70	4Z 29,19	72,86	81,35	4Z 101,69
8,00	2,0	6,0	50			54,96		77,62		
8,30	2,0	6,0	50	24,19	31,44	56,25	4Z 31,44	82,78	92,43	4Z 115,53
10,00	2,5	6,0	50			60,36		85,56		
10,40	2,5	6,0	50	29,11	37,85	63,85	4Z 37,85	90,29	100,81	4Z 126,01
11,50	2,8	8,0	56			68,55				
12,40	2,8	8,0	56	31,10	40,43	69,41	40,43	94,15	105,12	131,40
14,40	2,4	8,0	56	37,36	48,57					
15,00	3,2	10,0	60	43,21	56,18	85,86		98,06		
16,50	3,2	10,0	60	43,65	56,74	96,83	56,74	103,11	115,13	143,91
19,00	3,5	10,0	63			109,80				
20,50	3,5	10,0	63	57,73	75,05	119,75	75,05	142,97	159,63	199,54
23,00	3,8	10,0	67			130,15				
25,00	3,8	10,0	67	79,28	103,06	140,91	103,06	233,30	260,48	325,59
31,00	4,2	12,0	71	110,16	143,21	170,32	143,21	263,25	293,92	367,40
40,00	6,5	13,0	80	231,79	301,32	324,82		457,06*		
50,00	5,0	16,0	125	355,36	461,97					

* Shank 16 mm

Anti-vibration variable cut countersinks.
Latest-generation countersinks improve the quality of the finishing during operation and extend its lifetime.
The slight asymmetry in the countersink cuts increases performance and significantly reduces vibrations during operation.
The arrangement of the cuts in the countersink contributes to a progressive cutting operation, increases the performance of the tool, improving the final finishing and minimizing irregularities.
The three drag planes prevent slipping, ensuring a firm hold of the countersink in the chuck, avoiding possible slipping and sliding during use.
The anti-slip triangle shank ensures a firm hold of the countersink in the chuck, avoiding possible slipping and sliding during use.

HARDOX 500

Countersinking of HARDOX500 and extremely hard materials.
For countersinking of high hardness and HARDOX500 materials, the AV55 and AV55MD 5Z countersinks are recommended.
Operating instructions: In this type of materials, it is important that before starting to rotate the countersink to start cutting, the tool is already in contact with the material. Subsequently, it starts to rotate and increases speed progressively as it begins to penetrate the material. In this way, any initial crash which can damage the tool is avoided

60º, 75º,120º HSS COUNTERSINKS

3Z

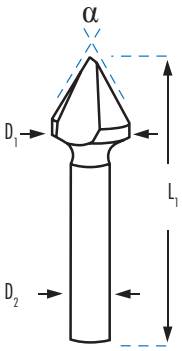

					AV8		AV9		AV10
MATERIAL					HSS		HSS		HSS
DIN					DIN 334C		NORM CELESA		NORM CELESA
POINT ANGLE					60°		75°		120°
D1 mm	D mín. mm	D2 mm	L1 mm		€		€		€
6,30	1,5	5,0	45	AV80630	20,66	AV90630	15,90	AV100630	16,93
8,00	2,0	6,0	50	AV80800	22,71				
8,30	2,0	6,0	50			AV90830	21,68	AV100830	23,33
10,00	2,5	6,0	50	AV81000	24,77				
10,40	2,5	6,0	50			AV91040	25,62	AV101040	27,26
12,40	2,8	8,0	56	AV81250	27,47	AV91240	28,30	AV101240	32,64
16,50	3,2	10,0	60	AV81600	35,13	AV91650	35,50	AV101650	41,30
20,50	3,5	10,0	63	AV82000	49,58	AV92050	52,26	AV102050	60,93
25,00	3,8	10,0	67	AV82500	69,20	AV92500	65,88	AV102500	76,85
40,00	6,5	13,0	67	AV84000	158,97	AV94000	143,33	AV104000	168,91

60º, 90º & 120º MULTICUTTING COUNTERSINKS

5Z

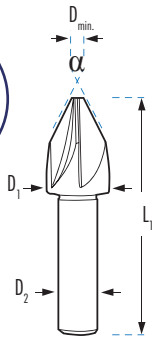

					AV12		AV11		AV13
MATERIAL					HSS		HSS		HSS
DIN					DIN 334A		DIN 335A		DIN 347A
POINT ANGLE					60°		90°		120°
D1 mm	D mln. mm	D2 mm	Nº Z		L1 mm €		L1 mm €		L1 mm €
8,00	2,5	8,0	5	AV120800	48 18,06	AV110800	44 13,58	AV130800	44 17,99
12,50	2,8	8,0	5	AV121250	52 25,27	AV111250	48 19,89	AV131250	48 26,42
16,00	3,0	10,0	5	AV121600	60 42,39	AV111600	56 33,39	AV131600	56 44,32
20,00	3,5	10,0	5	AV122000	64 54,68	AV112000	60 43,01	AV132000	60 57,14
25,00	3,5	10,0	5	AV122500	69 76,54	AV112500	65 60,21	AV132500*	65 77,73

* D2: 12,00 mm

HSS & HSSCo DEBURRING COUNTERSINKS

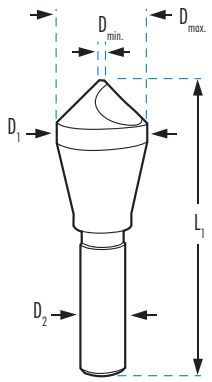

						AV1		AV1T		AV2		AV2T		AV1-60
MATERIAL						HSS		HSS		HSSCo		HSSCo		HSS
COATING								TiN				TiN		
POINT ANGLE						90°		90°		90°		90°		60°
D1 mm	Dmin. mm	Dmax mm	D2 mm	L1 mm		€		€		€		€		€
6,35	2,0	5,0	6,35	45	AV100	**14,74**	AV100T	**26,63**	AV200	**25,05**	AV200T	**42,14**	AV100-60	**26,40**
10,00	2,0	5,0	6,00	45	AV101	**18,17**	AV101T	**27,85**	AV201	**25,87**	AV201T	**42,14**	AV101-60	**32,98**
14,00	6,0	13,0	8,00	50	AV102	**22,70**	AV102T	**39,15**	AV202	**30,13**	AV202T	**52,54**	AV102-60	**40,04**
20,00	8,0	18,0	10,00	65	AV103	**40,64**	AV103T	**70,00**	AV203	**53,86**	AV203T	**88,93**	AV103-60	**45,67**
27,00	11,0	25,0	12,00	85	AV104	**72,64**	AV104T	**115,07**	AV204	**87,76**	AV204T	**140,10**	AV104-60	**79,57**
30,00	12,0	28,0	15,00	95	AV105	**122,59**	AV105T	**218,37**	AV205	**139,43**	AV205T	**240,73**	AV105-60	**130,40**
35,00	14,0	33,0	15,00	100	AV106	**188,28**	AV106T	**299,01**	AV206	**233,61**	AV206T	**404,84**	AV106-60	**206,65**
40,00	16,0	38,0	15,00	110	AV107	**259,96**	AV107T	**424,96**	AV207	**268,79**	AV207T	**433,74**	AV107-60	**280,07**
45,00	18,0	42,0	15,00	120	AV108	**344,44**	AV108T	**516,12**	AV208	**403,95**	AV208T	**575,41**	AV108-60	**361,96**
50,00	20,0	48,0	15,00	130	AV109	**415,59**	AV109T	**600,06**	AV209	**538,38**	AV209T	**722,42**	AV109-60	**441,04**

MULTI FLUTES 90º CUTTERS

Ref. FC

TiAlN | SOLID CARBIDE | 90°

							FC
D1 mm	D2 mm	L mm	L2 mm	D3 mm	Z		€
0,5	0,1	39,0	3,0	3,0	3	FC0050	**65,87**
0,6	0,1	39,0	3,0	3,0	3	FC0060	**65,87**
0,7	0,1	39,0	3,0	3,0	3	FC0070	**65,87**
0,8	0,1	39,0	3,0	3,0	3	FC0080	**65,87**
0,9	0,1	39,0	3,0	3,0	3	FC0090	**65,87**
1,0	0,1	39,0	3,0	3,0	3	FC0100	**63,59**
1,5	0,1	39,0	4,5	3,0	3	FC0150	**63,59**
2,0	0,1	39,0	6,0	3,0	3	FC0200	**63,59**
2,5	0,1	39,0	7,5	3,0	3	FC0250	**63,59**
3,0	0,1	39,0	-	3,0	3	FC0300	**63,59**
4,0	0,8	54,0	-	4,0	4	FC0400	**65,87**
6,0	0,8	57,0	-	6,0*	4	FC0600	**69,27**
8,0	0,8	63,0	-	8,0*	5	FC0800	**76,09**
10,00	1,0	72,0	-	10,0*	6	FC1000	**90,85**
12,00	1,2	83,0	-	12,0*	6	FC1200	**134,00**
16,00	1,6	92,0	-	16,0*	6	FC1600	**239,61**
20,00	2,0	104,0	-	20,0*	6	FC2000	**438,33**

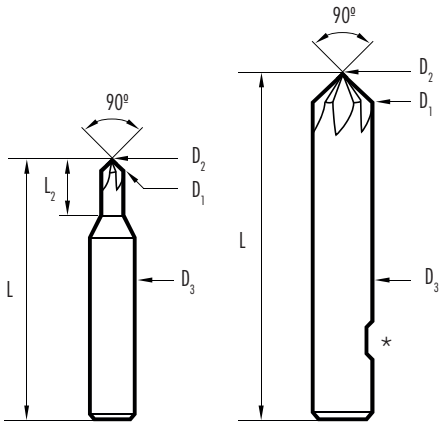

* Flat shank

TAPER SHANK COUNTERSINKS

3Z

Ref. AV17 — DIN 335D — HSS — 90°

Ref. AV17MD — DIN 335D — CARBIDE TIPPED — 90°

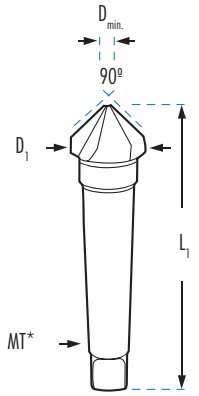

D1 mm	D min. mm	L1 mm	MT*	AV17 €
16,50	4,0	90	1	**86,57**
20,50	3,5	100	2	**102,06**
25,00	3,8	106	2	**103,11**
31.00	4.2	112	2	**114,77**
40,00	10,0	140	3	**176,62**
50,00	14,0	150	3	**222,34**
63,00	16,0	180	4	**359,49**
80.00	22.0	190	4	**615,10**
100,00	25,0	210	4	**1.585,27**

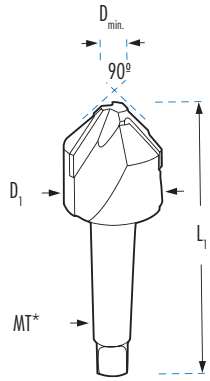

D1 mm	D min. mm	L1 mm	MT*	AV17MD €
63,00	16,0	190	4	**1.504,61 ***
80,00	22,0	190	4	**1.836,84 ***

*Till end of stock

TAPER SHANK COUNTERSINKS

MULTI CUTTING

Ref. AV23 — DIN 334B — 60°

Ref. AV18 — DIN 335B — 90°

Ref. AV24 — DIN 347B — 120°

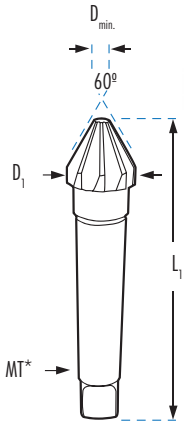

D1 mm	D min. mm	L1 mm	MT*	Z	AV23 HSS €
16,00	3,2	93	1	7	**65,68**
20,00	4,0	116	2	7	**76,89**
25,00	7,0	121	2	9	**84,22**
31.50	9.0	124	2	9	**115,16**
40,00	12,5	150	3	11	**210,77**
50,00	16,0	153	3	13	**251,95**
63,00	20,0	185	4	15	**385,70**
80.00	25.0	196	4	17	**596,10**

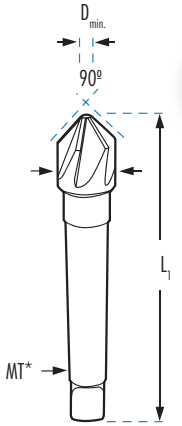

D1 mm	D min. mm	L1 mm	MT*	Z	AV18 HSS €
16,00	3,2	93	1	7	**66,99**
20,00	4,0	116	2	7	**78,34**
25,00	7,0	121	2	9	**85,91**
31.50	9.0	124	2	9	**117,50**
40,00	12,5	150	3	11	**215,03**
50,00	16,0	153	3	13	**256,92**
63,00	20,0	185	4	15	**368,86**
80.00	25.0	196	4	17	**608,07**
100,00	22,0	190	4	20	**1.639,13**

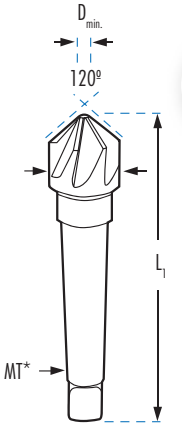

D1 mm	D min. mm	L1 mm	MT*	Z	AV24 HSS €
16,00	3,2	93	1	7	**68,22**
20,00	4,0	116	2	7	**79,84**
25,00	7,0	121	2	9	**91,69**
31.50	9.0	124	2	9	**119,61**
40,00	12,5	150	3	11	**190,46**
50,00	16,0	153	3	13	**246,01**
63,00	20,0	185	4	15	**400,53**
80.00	25.0	196	4	17	**619,03**
100,00	27,0	210	4	3	**1.624,65**

* Morse taper

SINGLE FLUTE COUNTERSINKS

HSS STRAIGHT SHANK
Ref. AV27
Ref. AV29
90° 60°

1Z

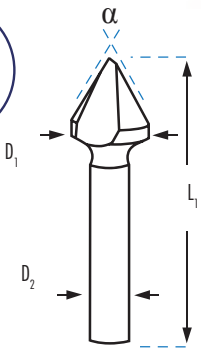

	D1 mm	D2 mm	L1 mm	AV27 90° €		AV29 60° €
AV270600	6,0	5,0	45	**14,18**	AV290600	**26,16**
AV270800	8,0	6,0	46	**14,98**	AV290800	**27,40**
AV271000	10,0	8,0	46	**15,87**	AV291000	**28,69**
AV271200	12,0	8,0	46	**18,48**	AV291200	**32,23**
AV271600	16,0	8,0	46,5	**22,01**	AV291600	**39,24**
AV272000	20,0	10,0	47	**30,08**	AV292000	**50,44**
AV272500	25,0	10,0	51	**39,62**	AV292500	**79,42**
AV273000	30,0	12,0	71	**57,15**	AV293000	**103,72**
AV274000	40,0	13,0	89	**148,93**	AV294000	**180,29**
AV275000	50,0	13,0	98	**183,87**	AV295000	**269,35**

HSS MORSE TAPER SHANK
Ref. AV34
Ref. AV28
90° 60°

1Z

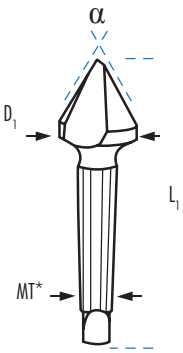

	D1 mm	MT*	L1 mm	AV34 90° €		AV28 60° €
AV341600	16,0	1	92	**68,19**	AV281600	**65,24**
AV342000	20,0	2	107	**85,46**	AV282000	**71,47**
AV342500	25,0	2	110	**110,05**	AV282500	**105,97**
AV343000	30,0	2	114	**125,05**	AV283000	**139,64**
AV344000	40,0	3	145	**201,21**	AV284000	**183,86**
AV345000	50,0	3	152	**293,81**	AV285000	**279,21**

* Morse taper

3 FLUTED EXTERNAL CHAMFERING COUNTERSINKS

3Z

Ref. AVX — HSS — 90°

Ref. AVX-60 — HSS — 60°

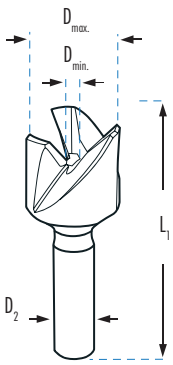

AVX

Dmax. mm	Dmin. mm	D2 mm	L1 mm		€
12,00	4,0	8,0	55	AVX1	**59,35**
20,00	8,0	10,0	60	AVX2	**110,56**
28,00	10,0	13,0	70	AVX3	**156,84**
40,00	12,0	CM2	125	AVX4	**238,00**
50,00	15,0	CM3	130	AVX5	**332,51**

AVX-60

Dmax. mm	Dmin. mm	D2 mm	L1 mm		€
8,00	3,0	8,0	55	AVX1-60	**63,40**
15,00	6,0	10,0	60	AVX2-60	**121,66**
28,00	10,0	13,0	75	AVX3-60	**182,33**

EXTERNAL COUNTERSINKS FOR RESTORING STARTING THREADS

Ref. AVEXT — HSS — 60°

Min.-Max.	⬡	L1 mm		€
M8-M18	1/4"	75	AVEXT	**28,11**

EXTERNAL CARBIDE COUNTERSINKS FOR RESTORING STARTING THREADS

NEW

Ref. AVMDEXT — SOLID CARBIDE — 60° — INOX

Min.-Max.	⬡		€
5-25 mm	1/4"	AVMDEXT	**32,36**

HSS COUNTERBORES FOR ALLEN SCREWS

STRAIGHT SHANK

Ref. **AV2**

DIN 373 **HSS**

NOTE: The guide is not included in the cutting lenght.
* The core hole is used for counterboring threaded holes.

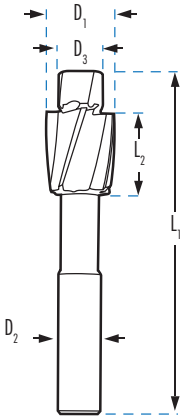

CORE HOLE
for counterboring
threaded holes

ADJUSTMENT					AV2M FINE			AV2MM MEDIUM			AV2GM THREADED HOLE		
	D1 mm	D2 mm	L1 mm	L2 mm		D3 mm	€		D3 mm	€		D3 mm	€
M3	6,0	5,0	71	14	AV2M3	3,2	25,59	AV2MM3	3,4	27,70	AV2GM3	2,5	27,70
M4	8,0	5,0	71	14	AV2M4	4,3	25,59	AV2MM4	4,5	27,70	AV2GM4	3,3	27,70
M5	10,0	8,0	80	18	AV2M5	5,3	25,59	AV2MM5	5,5	27,70	AV2GM5	4,2	27,70
M6	11,0	8,0	80	18	AV2M6	6,4	28,84	AV2MM6	6,6	31,22	AV2GM6	5,0	31,22
M7	20,0	12,7	90	20	AV2M7	7,4	53,25						
M8	15,0	12,5	100	22	AV2M8	8,4	35,75	AV2MM8	9,0	38,70	AV2GM8	6,8	38,70
M10	18,0	12,5	100	22	AV2M10	10,5	42,56	AV2MM10	11,0	46,07	AV2GM10	8,5	46,07
M11	22,0	18,8	100	22	AV2M11	11,5	56,65						
M12	20,0	12,5	100	22	AV2M12	13,0	49,65	AV2MM12	14,0	53,75	AV2GM12	10,2	53,75
M14	24,0	12,5	100	22	AV2M14	15,0	77,66	AV2MM14	15,5	84,07	AV2GM14	12,0	84,07
M16	26,0	12,5	100	22	AV2M16	17,0	85,42	AV2MM16	17,5	92,46	AV2GM16	14,0	92,46

STRAIGHT SHANK

Ref. **AV3**

DIN 1866 **HSS**

NOTE: The guide is not included in the cutting lenght.

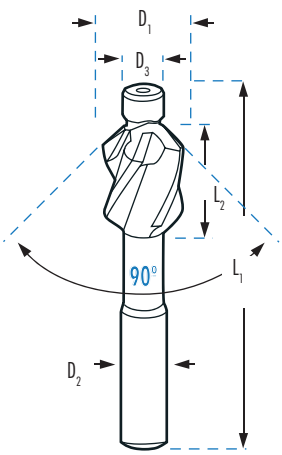

ADJUSTMENT						AV3 FINE
	D1 mm	D2 mm	L1 mm	L2 mm		D3 mm	€
M3	6,3	6,0	71	14,0	AV3M3	3,2	35,00
M4	8,3	8,0	71	14,0	AV3M4	4,3	35,00
M5	10,4	10,0	80	18,0	AV3M5	5,3	35,00
M6	12,4	10,0	80	18,0	AV3M6	6,4	39,77
M8	16,5	12,0	100	22,0	AV3M8	8,4	48,67
M10	20,5	12,0	100	22,0	AV3M10	10,5	52,65
M12	24,5	13,0	110	25,0	AV3M12	13,0	64,18

HSS COUNTERBORES FOR ALLEN SCREWS

MORSE TAPER SHANK

Ref. AV5

DIN 375

HSS

NOTE: The guide is not included in the cutting lenght.
* The core hole is used for counterboring threaded holes.

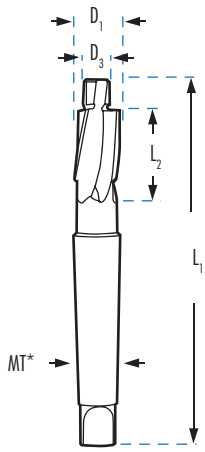

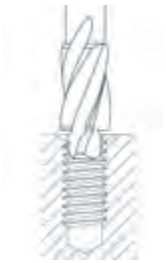

CORE HOLE
for counterboring
threaded holes

ADJUSTMENT							AV5M FINE			AV5MM MEDIUM			AV5GM THREADED HOLE
	D1 mm	MT*	L1 mm	L2 mm		D3 mm	€		D3 mm	€		D3 mm	€
M8	15,0	2	132	22	AV5M8	8,4	**69,29**				AV5GM8	6,8	**69,29**
M10	18,0	2	140	25	AV5M10	10,5	**71,11**	AV5MM10	11,0	**71,11**	AV5GM10	8,5	**71,11**
M12	20,0	2	140	25	AV5M12	13,0	**78,68**	AV5MM12	14,0	**78,68**	AV5GM12	10,2	**78,68**
M14	24,0	2	150	30	AV5M14	15,0	**109,21**	AV5MM14	15,5	**109,21**	AV5GM14	12,0	**109,21**
M16	26,0	3	180	35	AV5M16	17,0	**128,25**	AV5MM16	17,5	**128,25**	AV5GM16	14,0	**128,25**
M18	30,0	3	180	35	AV5M18	19,0	**138,38**	AV5MM18	20,0	**138,38**	AV5GM18	15,5	**138,38**
M20	33,0	3	190	40	AV5M20	21,0	**150,77**	AV5MM20	22,0	**150,77**	AV5GM20	17,5	**150,77**
M22	36,0	3	190	40	AV5M22	23,0	**183,73**	AV5MM22	24,0	**183,73**	AV5GM22	19,5	**183,73**
M24	40,0	3	190	40	AV5M24	25,0	**222,11**	AV5MM24	26,0	**222,11**	AV5GM24	21,0	**222,11**
M27	46,0	4	255	50	AV5M27	30,0	**252,38**						
M30	48,0	4	255	50	AV5M30	33,0	**305,32**						

* Morse taper

ADJUSTMENT: FINE, MEDIUM AND THREADED HOLE

T_1 : For allen screws DIN 84 and DIN 7984
For allen screws DIN 7513 B
For allen screws DIN 7500 B
T_2 : For allen screws DIN 6912
T_3 : For allen screws DIN 912

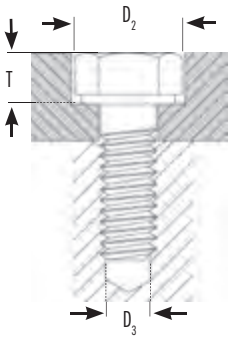

	FINE	MEDIUM	THREADED HOLE				
METRIC THREAD	D3 mm	D3 mm	D3 mm	D2 mm	T1 mm	T2 mm	T3 mm
M3	3,2	3,4	2,5	6,0	2,4	--	3,4
M4	4,3	4,5	3,3	8,0	3,2	3,4	4,6
M5	5,3	5,5	4,2	10,0	4,0	4,2	5,7
M6	6,4	6,6	5,0	11,0	4,7	4,8	6,8
M8	8,4	9,0	6,8	15,0	6,0	6,0	6,0
M10	10,5	11,0	8,5	18,0	7,0	7,5	11,0
M12	13,0	13,5	10,2	20,0	8,0	8,5	13,0
M14	15,0	15,5	12,0	24,0	9,0	9,5	15,0
M16	17,0	17,5	14,0	26,0	10,5	11,5	17,5
M18	19,0	20,0	15,5	30,0	11,5	12,5	19,5
M20	21,0	22,0	17,5	33,0	12,5	13,5	21,5
M22	23,0	24,0	19,5	36,0	13,5	14,5	23,5

COUNTERSINKS WITH INTERCHANGEABLES ELEMENTS FOR ALLEN AND TAPERED SCREWS



THE BLUEMASTER SYSTEM

Bluemaster's unique tool system for countersinking and counterboring helps you to increase productivity and decrease your costs.

Our toolholders, counterborers, insert drills and pilots can be combined to fit all types of machines and applications.

With only 1.300 parts, you can easily build more than 1.500.000 special tools.

The system has 3 groups of dimensions: **A SERIES, B SERIES and C SERIES.**

All combinations have to be made with elements belonging to the same group. Groups are not interchangeable.

The range of tools available for each group along with recommendations for correct tools selection and cutting data can be found in the following pages.

Important!
* When using carbide cutters set the axial adjusting screw to contact the shank of inserted pilot or drill.
* Leave a gap between the shoulder of the pilot drill and the carbide cutting edges to prevent damage by accidental impact.
* The adjusting screw is also used to extend the lifetime of insert drills after regrinding.

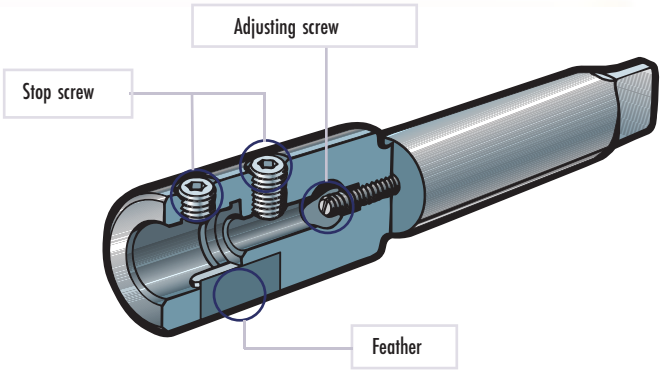

GUIDE, COUNTERBORE, COUNTERSINK AND DRILL DIMENSIONS

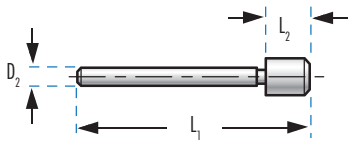

	GUIDE		
	D2 mm	L1 mm	L2 mm
AGP	4	64	9
BGP	6	80	14
CGP	10	110	20

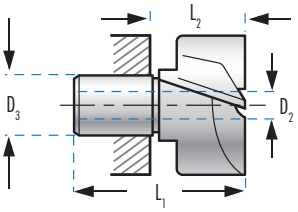

	COUNTERBORE			
	D3 mm	D2 mm	L1 mm	L2 mm
APAV-MD-PQ	10	4	40	22
BPAV-MD-PQ	14	6	48	28
CPAV-MD-PQ	22	10	61	33

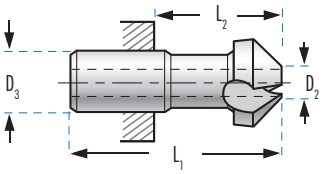

	COUNTERSINK			
	D3 mm	D2 mm	L1 mm	L2 mm
AVC	10	4	40	22
BVC	14	6	48	28
CVC	22	10	61	33

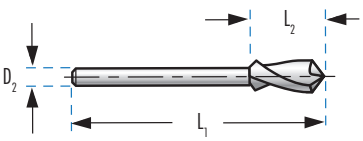

	DRILL		
	D2 mm	L1 mm	L2 mm
ABP	4	70	15
BBP	6	95	25
CBP	10	125	30

COUNTERSINKS WITH INTERCHANGEABLES ELEMENTS FOR ALLEN AND TAPERED SCREWS

A SERIES



GUIDE		COUNTERBORE		COUNTERBORE		INDEXABLE INSERTS		COUNTERSINK		DRILL	
AGP		APAV		APAVMD		APAVPQ		AVC		ABP	
	€		HSS €		CARBIDE €	Without insert	CARBIDE €	90°	HSS €		HSS €
										ABP0430	80,83
										ABP0450	80,83
										ABP0500	80,83
AGP0400	46,64									ABP0530	80,83
AGP0450	55,62	APAV0700	142,35							ABP0550	80,83
AGP0550	55,62	APAV0800	140,63					AVC0800	185,52	ABP0600	95,01
AGP0600	55,62	APAV0900	140,63							ABP0640	95,01
AGP0650	55,62	APAV1000	136,12	APAVMD1000	399,78			AVC1000	185,52	ABP0650	95,01
AGP0640	55,62										
AGP0660	55,62	APAV1100	140,63	APAVMD1100	399,78			AVC1200	188,29	ABP0660	95,01
AGP0500	55,62										
		APAV1150	155,49							ABP0700	95,01
		APAV1200	142,35	APAVMD1200	399,78			AVC1150	182,08		
		APAV1250	157,90					AVC1240	190,48		
		APAV1300	155,15	APAVMD1300	399,78						
		APAV1350	178,63					AVC1350	190,48		
		APAV1400	155,15	APAVMD1400	403,56			AVC1400	204,20		
		APAV1450	178,98								
AGP0840	56,33										
AGP0900	56,33	APAV1500	156,87	APAVMD1500	408,06			AVC1500	205,91		
AGP0680	55,62										
AGP0700	55,62	APAV1600	165,83	APAVMD1600	417,40			AVC1600	206,96		
AGP0750	55,62	APAV1700	168,99	APAVMD1700	426,39			AVC1650	201,45		
AGP0800	56,33	APAV1800	173,43	APAVMD1800	435,34	APAVPQ1800	909,39				
AGP0850	56,33	APAV1900	184,52	APAVMD1900	455,03						
AGP0900	56,33	APAV2000	191,08	APAVMD2000	464,73	APAVPQ2000	1.019,28				
AGP0950	56,33	APAV2100	208,36	APAVMD2100	486,81						
AGP1000	56,33										
AGP1050	56,33										
AGP1100	56,33										
AGP1150	56,33										

TOOL HOLDERS

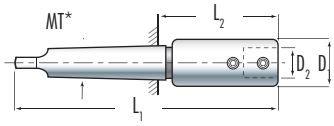

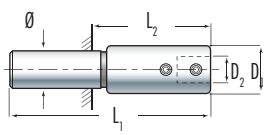

APH

	D1 mm	D2 mm	L1 mm	L2 mm	MT* Ø mm	€
APHCM1	18	10	110	48	CM1	333,41
APHCM2	18	10	132	57	CM2	327,20
APH-10	18	10	92	42	Ø10	311,65

INDEXABLE INSERTS

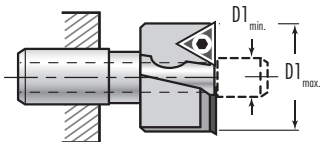

PPQ

	L1 mm	D1min. Ømm	D1max. Ømm	€
PPQ07	7	18	20	34,56

COUNTERSINKS WITH INTERCHANGEABLES ELEMENTS FOR ALLEN AND TAPERED SCREWS

B SERIES



GUIDE		COUNTERBORE		COUNTERBORE		INDEXABLE INSERTS		COUNTERSINK		DRILL	
BGP		BPAV		BPAVMD		BPAVPQ		BVC		BBP	
	€		HSS €		CARBIDE €	Without insert	CARBIDE €	90°	HSS €		HSS €
		BPAV1300	157,56	BPAVMD1300	426,39						
		BPAV1350	177,92								
		BPAV1400	157,56	BPAVMD1400	426,39						
		BPAV1450	177,92							BBP0800	112,99
BGP0840	52,52										
BGP0900	52,52	BPAV1500	157,56	BPAVMD1500	426,39			BVC15	195,57	BBP0900	112,99
BGP0680	52,52										
BGP0800	52,52										
BGP1000	52,52	BPAV1550	180,35								
BGP1150	55,62	BPAV1600	166,21	BPAVMD1600	442,25					BBP0840	112,99
BGP1250	57,70	BPAV1650	192,79							BBP0850	112,99
BGP1350	63,57	BPAV1700	173,09	BPAVMD1700	442,25					BBP0950	112,99
BGP1450	64,25	BPAV1750	194,16							BBP1000	128,87
		BPAV1900	199,71	BPAVMD1900	446,08					BBP1050	128,87
BGP1050	55,62										
BGP1100	55,62	BPAV1800	179,67	BPAVMD1800	446,08			BVC20	221,12	BBP1100	128,87
BGP0850	52,52										
BGP1300	63,57										
BGP1400	64,25	BPAV2000	199,71	BPAVMD2000	459,88	BPAVPQ2000	910,15	BVC25	230,13		
BGP1020	55,62										
BGP1500	64,25										
BGP1550	64,25	BPAV2400	236,00	BPAVMD2400	488,57	BPAVPQ2400	911,32	BVC28	267,77		
BGP1200	55,62										
BGP1700	64,25										
BGP1750	64,25	BPAV2600	252,22	BPAVMD2600	491,33	BPAVPQ2600	1.044,89	BVC30	273,66		
BGP1400	64,25										
BGP1900	65,64										
BGP2000	81,89	BPAV3000	340,67	BPAVMD3000	535,91	BPAVPQ3000	1.044,89				
		BPAV3400	402,85	BPAVMD3400	618,08	BPAVPQ3400	1.206,05				

TOOL HOLDERS

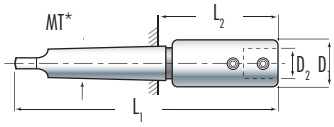

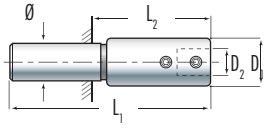

	D1 mm	D2 mm	L1 mm	L2 mm	MT* Ømm	BPH €
BPHCM1	24	14	123	62	CM1	369,72
BPHCM2	24	14	137	62	CM2	337,57
BPHCM3	24	14	160	66	CM3	369,72
BPH-12	24	14	120	55	Ø12	333,75

INDEXABLE INSERTS

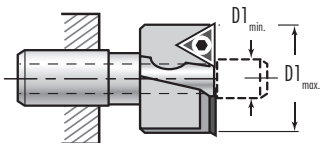

	L1 mm	D1min. Ømm	D1max. Ømm	PPQ €
PPQ07	7	20	25	34,56
PPQ10	10	26	33	31,11
PPQ12	12	34	36	31,11

COUNTERSINKS WITH INTERCHANGEABLES ELEMENTS FOR ALLEN AND TAPERED SCREWS

C SERIES



GUIDE | COUNTERBORE | COUNTERBORE | INDEXABLE INSERTS | COUNTERSINK | DRILL

CGP		CPAV		CPAVMD		CPAVPQ		CVC		CBP	
	€		HSS €		CARBIDE €	Without insert	CARBIDE €	90°	HSS €		HSS €
CGP1200	**59,77**	CPAV2300	**286,08**	CPAVMD2300	**533,12**						
CGP1250	**59,77**	CPAV2400	**289,86**	CPAVMD2400	**527,59**						
CGP1300	**59,77**	CPAV2500	**313,40**	CPAVMD2500	**528,64**						
CGP1350	**59,77**	CPAV2600	**319,61**	CPAVMD2600	**543,15**						
CGP1400	**70,14**	CPAV2700	**324,09**								
CGP1450	**70,14**	CPAV2800	**330,31**	CPAVMD2800	**548,33**					CBP1700	**282,30**
CGP1500	**70,14**	CPAV2900	**338,25**							CBP1800	**318,21**
CGP1600	**70,14**	CPAV3100	**367,63**							CBP1900	**333,75**
CGP1650	**70,14**	CPAV3200	**379,72**	CPAVMD3200	**598,77**					CBP2100	**361,77**
CGP1700	**70,14**	CPAV3300	**383,16**							CBP2300	**435,34**
CGP1900	**70,14**										
CGP2000	**70,14**	CPAV3000	**342,73**	CPAVMD3000	**604,65**			CVC35	**399,06**	CBP2000	**361,77**
CGP1550	**70,14**										
CGP2100	**78,09**										
CGP2200	**78,09**	CPAV3400	**387,00**	CPAVMD3400	**642,66**	CPAVPQ3400	**1.247,19**	CVC37	**422,22**	CBP2200	**403,56**
CGP1750	**70,14**										
CGP1850	**70,14**	CPAV3500	**405,29**								
CGP2300	**78,09**										
CGP2400	**78,09**	CPAV3600	**410,14**	CPAVMD3600	**660,27**	CPAVPQ3600	**1.247,19**	CVC37	**422,22**	CBP2400	**444,70**
CGP1950	**70,14**										
CGP2500	**78,09**										
CGP2600	**96,04**	CPAV4000	**476,13**	CPAVMD4000	**731,44**	CPAVPQ4000	**1.275,92**	CVC40	**448,82**		
CGP2100	**78,09**										
CGP2200	**78,09**	CPAV4500	**587,38**			CPAVPQ4500	**1.299,22**				
CGP2050	**78,09**	CPAV5000	**853,08**			CPAVPQ5000	**1.520,17**				
		CPAV5500	**898,68**			CPAVPQ5500	**1.795,45**				
		CPAV6000	**947,04**			CPAVPQ6000	**1.795,45**				
		CPAV6500	**1.065,23**			CPAVPQ6500	**2.053,27**				

TOOL HOLDERS

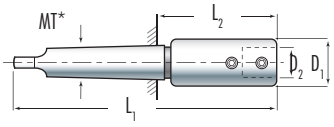

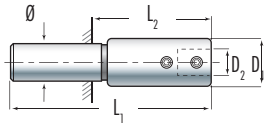

	D1 mm	D2 mm	L1 mm	L2 mm	MT* Ømm	CPH €
CPHCM2	36	22	160	85	CM2	**486,81**
CPHCM3	36	22	180	87	CM3	**459,88**
CPHCM4	36	22	206	89	CM4	**515,50**
CPHCM5	36	22	240	91	CM5	**1.134,34**
CPH-12	36	22	140	71	Ø20	**333,75**

INDEXABLE INSERTS

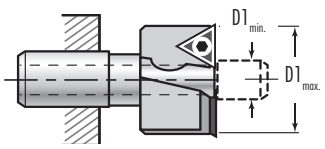

	L1 mm	D1min. Ømm	D1max. Ømm	PPQ €
PPQ12	12	34	45	**31,11**
PPQ17	17	<46		**48,20**

STEP DRILLS AND TUBE & SHEET DRILL SETS

HSS & HSSCo TUBE AND SHEET DRILL SETS

Ref. PAV6CM2

Ref. PAV40BM2313

Blue Plastic

- Light, rigid and robust
- Transparent window
- Reinforced plastic and shock-resistant rubber

P References beginning with "P" are supplied in a plastic case.

Metal Classic

- High resistance metal drill box

M

Ref. AV40BM234

Ref. AV6CM3

AV40	Ref.	U.		CONTENT	HSS €	TiN €
Ø≥3 HSS	PAV40BM234	3	P	AV40BM2 (4-12 mm) AV40BM3 (4-20 mm) AV40BM4 (4-30 mm)	192,40	290,24
	PAV40BM235	3	P	AV40BM2 (4-12 mm) AV40BM3 (4-20 mm) AV40BM5 (6-38 mm)	309,18	427,57
	PAV40BM2313	3	P	AV40BM2 (4-12 mm) AV40BM3 (4-20 mm) AV40BM13 (6-40 mm)	386,72	475,50
	AV40BM234	3	M	AV40BM2 (4-12 mm) AV40BM3 (4-20 mm) AV40BM4 (4-30 mm)	192,40	290,24
	AV40BM22122	3	M	AV40BM2 (4-12 mm) AV40BM21 (7+10-20mm) AV40BM22 (10+20-30mm)	268,09	416,01
AVC40					HSSCo	TiN
HSSCo	AVC40BM234	3	M	AVC40BM2 (4-12 mm) AVC40BM3 (4-20 mm) AVC40BM4 (4-30 mm)	227,65	371,75
AV42					HSSCo	TiN
HSSCo	AV42BM234	3	M	AV42BM2 (4-12 mm) AV42BM3 (4-20 mm) AV42BM4 (4-30 mm)	218,50	324,43
AV30					HSS	TiN
118° HSS	AV30BM012	3	M	AV30BM0 (3-14 mm) AV30BM1 (6-20 mm) AV30BM2 (16-30 mm)	118,93	205,33
AVC30					HSSCo	TiN
118° HSSCo	AVC30BM012	3	M	AVC30BM0 (3-14 mm) AVC30BM1 (6-20 mm) AVC30BM2 (16-30 mm)	171,33	241,36

AV40BM2 AV40BM3 AV40BM4 AV40BM5 AV40BM13

AVC40BM2 AVC40BM3 AVC40BM4

AV42BM2 AV42BM3 AV42BM4

AV30BM0 AV30BM1 AV30BM2

AVC30BM0 AVC30BM1 AVC30BM2

COUNTERSINKS SETS

DIN 335C 90°

AV16	Ref.	Pcs.		CONTENT	€
HSS	AV16CM1	6	M	Ø 6 - 8 - 10 11,5 - 15 - 19 mm	229,08
HSS	AV16CM2	6	M	Ø 6,3 - 8,3 - 10,4 12,4 - 16,5 - 20,5 mm	234,81
TiN	AV16CM3	7	M	Ø 6,3 - 8,3 - 10,4 12,4 - 16,5 - 20,5 - 25 mm	307,72

Ref. PAV6CM2

Ref. AV16CM3

DIN 335C 90°

AV6					€
HSS	AV6CM1	6	M	Ø 6 - 8 - 10 11,5 - 15 - 19 mm	145,16
HSS	AV6CM2	6	M	Ø 6,3 - 8,3 - 10,4 12,4 - 16,5 - 20,5 mm	143,06
HSS	AV6CM3	7	M	Ø 6,3 - 8,3 - 10,4 12,4 - 16,5 - 20,5 - 25 mm	196,11
HSS	PAV6CM2	6	P	Ø 6,3 - 8,3 - 10,4 12,4 - 16,5 - 20,5 mm	143,06

DIN 335C 90°

AV7	Ref.	Pcs.		CONTENT	€
HSSCo	AV7CM1	6	M	Ø 6 - 8 - 10 11,5 - 15 - 19 mm	173,41
HSSCo	AV7CM2	6	M	Ø 6,3 - 8,3 - 10,4 12,4 - 16,5 - 20,5 mm	171,79
HSSCo	AV7CM3	7	M	Ø 6,3 - 8,3 - 10,4 12,4 - 16,5 - 20,5 - 25 mm	237,12
HSSCo	PAV7CM2	6	P	Ø 6,3 - 8,3 - 10,4 12,4 - 16,5 - 20,5 mm	171,79

DIN 335C 90°

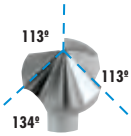

AV66	Ref.	Pcs.		CONTENT	€
HSSCo	PAV66CM2	6	P	Ø 6,3 - 8,3 - 10,4 12,4 - 16,5 - 20,5 mm	208,23

DIN 335C 90°

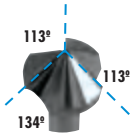

AV67	Ref.	Pcs.		CONTENT	€
HSSCo	PAV67CM2	6	P	Ø 6,3 - 8,3 - 10,4 12,4 - 16,5 - 20,5 mm	270,70

HARDOX 500

DIN 335C 90°

AV55	Ref.	Pcs.		CONTENT	€
HSSCo	PAV55CM2	6	P	Ø 6,3 - 8,3 - 10,4 12,4 - 16,5 - 20,5 mm	270,70

DIN 335C 90°

AV6MD	Ref.	Pcs.		CONTENT	€
CARBIDE	PAV6MDCM2	6	P	Ø 6,3 - 8,3 - 10,4 12,4 - 16,5 - 20,5 mm	586,17

HARDOX 500

DIN 335C 90°

AV55MD	Ref.	Pcs.		CONTENT	€
CARBIDE	PAV55MDCM2	6	P	Ø 6,3 - 8,3 - 10,4 12,4 - 16,5 - 20,5 mm	818,08

DIN 335C 90°

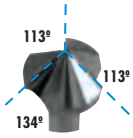

AV66MD	Ref.	Pcs.		CONTENT	€
	PAV66MDCM2	6	P	Ø 6,3 - 8,3 - 10,4 12,4 - 16,5 - 20,5 mm	654,47

METALLIC COUNTERSINK SETS

DIN 334C

AV8	Ref.	Pcs.		CONTENT	€
60° HSS	AV8CM2	6	M	Ø 6,3 - 8 - 10 12,5 - 16 - 20 mm	217,46
	AV8CM3	7	M	Ø 6,3 - 8,0 - 10 12,5 - 16 - 20 - 25 mm	281,14

AV8 AV9 AV10

Ref. AV10CM6

NORM CELESA

AV9	Ref.	Pcs.		CONTENT	€
75° HSS	AV9CM1	6	M	Ø 6,3 - 8,3 - 10,4 12,4 - 16,5 - 20,5 mm	222,42
	AV9CM5	7	M	Ø 6,3 - 8,3 - 10,4 12,4 - 16,5 - 20,5 - 25 mm	287,82

* Other boxes on request AV99, etc.

NORM CELESA

AV10	Ref.	Pcs.		CONTENT	€
120° HSS	AV10CM1	6	M	Ø 6,3 - 8,3 - 10,4 12,4 - 16,5 - 20,5 mm	250,23
	AV10CM6	7	M	Ø 6,3 - 8,3 - 10,4 12,4 - 16,5 - 20,5 - 25 mm	309,74

90°

AV1	Ref.	Pcs.		CONTENT	€
HSS	AV1S2	5	M	Ø 10 - 14 20 - 27 - 30 mm	314,70

AV1

HSS DIN 373

AV2M	Ref.	Pcs.		CONTENT	€
FINE	AV2M3-10	6	M	M3-M4-M5-M6-M8-M10	187,85
	AV2M3-12	7	M	M3-M4-M5-M6-M8-M10-M12	241,26

AV2MM	Ref.	Pcs.		CONTENT	€
MEDIUM	AV2M3-10M	6	M	M3-M4-M5-M6-M8-M10	203,37
	AV2M3-12M	7	M	M3-M4-M5-M6-M8-M10-M12	261,17

AV2GM	Ref.	Pcs.		CONTENT	€
CORE	AV2M3-10G	6	M	M3-M4-M5-M6-M8-M10	203,37
	AV2M3-12G	7	M	M3-M4-M5-M6-M8-M10-M12	261,17

AV2 AV2MM AV2GM

Ref. AV2M3-10

PRECISION DEBURRING TOOLS

BLUEMASTER DEBURRING TOOL

Deburring Tools remove chip and burrs created around the edge and corners in every piece made of metal, plastic and wood.
They are made of three pieces: BLADE + BLADE HOLDER + UNIVERSAL HANDLE

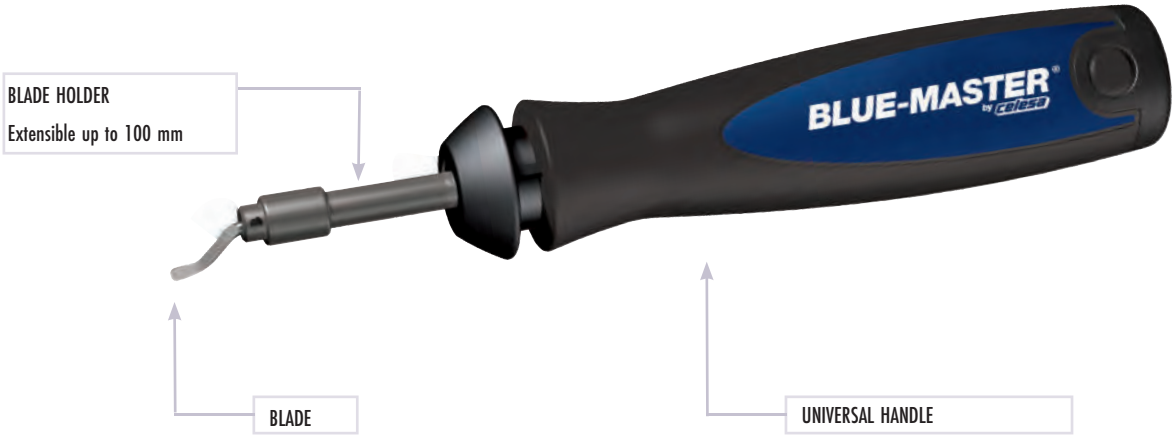

B SET

JRB1

Content B:

Ref. RB10

Ref. RB20

Ref. RBB1

Ref. RBB

Blister: **33,63 €**

C SET

JRB2

Content C:



Ref. RC42

Ref. RBB1

Ref. RBC

Blister: **61,24 €**

D SET

JRB3

Content D:

Ref. RD80MD

Ref. RBB1

Ref. RBD

Blister: **96,54 €**

E SET

JRB4

Content E:

Ref. RE10

Ref. RE20

Ref. RE30

Ref. RBB1

Ref. RBE

Blister: **37,45 €**

PRECISION DEBURRING TOOLS

GROUP B

BLADE HOLDER GROUP B

Ø2,6mm

Valid for deburring blades Group B

RBB
11,80 €

BLADES GROUP B

Deburring blade
Short series: Steel, Aluminium, Plastic

RB10*
Blister 10 U.: **2,18 €**/U.

Punching carbide tipped blade

RB50*
Blister 1 U.: **38,85 €**

Bidirectional deburring blade
Short series: Brass, Cast iron

RB20
Blister 10 U.: **2,18 €**/U.

Long blade used for deburring till 20 mm. depth back-edge created after drilling.

RB60*
Blister 10 U.: **5,16 €**/Ud

Double edge deburring blade
4 mm. depth holes

RB30
Blister 10 U.: **2,18 €**/U.

Outside edges deburring blade

RB70MD*
Blister 1 U.: **44,20 €**

GROUP C

BLADE HOLDER GROUP C

Valid for deburring blades Group C

RBC
Blister 1U.: **11,80 €**

BLADES GROUP C

RC40*
Blister 1 U.: **24,06 €**

RC42*
Blister 1 U.: **29,93 €**

*Till end of stock

GROUP D

BLADE HOLDER GROUP D

Valid for deburring blades Group D

RBD
Blister 1 U.: **11,80 €**

BLADES GROUP D



Solid carbide blade used in "V" shaped edges till 3 mm. (6 Working edges).

RD80MD*
Blister 1 U.: **62,90 €**



Solid carbide blade used in "V" shaped edges till 8 mm. (2 Working edges).

RD82MD*
Blister 1 U.: **98,61 €**

*Till end of stock

UNIVERSAL HANDLE

General purpose
Valid for the following blade holders:
RBB / RBC / RBD / RBE / RBF

RBB1
Blister 1 ud.: **15,51 €**

PRECISION DEBURRING TOOLS

GROUP E

BLADE HOLDER GROUP E

Ø3,2mm

Valid for deburring blades Group E

RBE
Blister 1 ud.: **11,80 €**

BLADES GROUP E

Deburring blade for inside & outside
Long series: Steel, Aluminium, Plastic

RE10
Blister 10 ud.: **2,67 €**/Ud

Valid for 90º edges: Keyways,...

RE35
Blister 10 ud.: **2,86 €**/Ud

Bidirectional deburring blade
Long series: Brass, Cast iron

RE20
Blister 10 ud.: **2,67 €**/Ud

Double edge closed deburring blade for 4 mm. depth holes.

RE30
Blister 10 ud.: **2,67 €**/Ud

Long blade used for deburring till 20mm depth back-edge created after drilling.

RE60*
Blister 5 ud.: **3,75 €**/Ud

GROUP F

BLADE HOLDER GROUP F

Valid for deburring blades Group F

RBF
Blister 1 ud.: **11,80 €**

BLADES GROUP F (Thread M05 x 0,80)

HSS counterbore blade 12 mm.

RF12
Blister 1 ud.: **26,55 €**

HSS counterbore blade 30 mm.

RF30
Blister 1 ud.: **88,72 €**

HSS counterbore blade 20 mm.

RF20
Blister 1 ud.: **51,32 €**

BLUE-MASTER® by celesa

2026 PRICE LIST

GROSS PRICE 2025 + 7%

Effective from 4 May 2026



THREADING TOOLS

HSS HAND TAPS AND DIES

M MF — DIN 13 — 60° — p

Ref. M0: HSS | DIN 352 (M) | DIN 2181 (MF) | TOL 6H

Ref. C5: HSS | DIN 223 | TOL 6g

For hardness materials up to 38 HRc

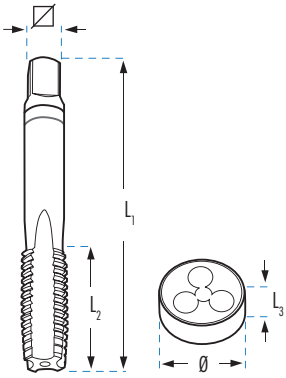

	Pcs.	Ø	L1 x L2 x ⧄ mm	M0 €	Ø x L3 mm	C5 €
M 1x0,20	2	0,80	32 x 5,5 x 2,1	94,32		
M 1x0,25	**3**	**0,75**	32 x 6,0 x 2,1	94,32	16 x 5	99,97
M 1,1x0,20	2	0,90	32 x 5,5 x 2,1	94,32		
M 1,1x0,25	3	0,85	32 x 6,0 x 2,1	94,32	16 x 5	98,88
M 1,2x0,20	2	1,00	32 x 5,5 x 2,1	94,32		
M 1,2x0,25	3	0,95	32 x 6,0 x 2,1	94,32	16 x 5	92,78
M 1,4x0,20	2	1,20	32 x 7,0 x 2,1	94,32		
M 1,4x0,25	2	1,15	32 x 7,0 x 2,1	94,32		
M 1,4x0,30	3	1,10	32 x 7,0 x 2,1	94,32	16 x 5	87,43
M 1,6x0,20	2	1,40	32 x 8,0 x 2,1	86,06		
M 1,6x0,25	2	1,35	32 x 8,0 x 2,1	86,06		
M 1,6x0,35	3	1,25	32 x 8,0 x 2,1	86,06	16 x 5	82,60
M 1,7x0,35	3	1,35	32 x 8,0 x 2,1	80,77	16 x 5	82,60
M 1,8x0,20	2	1,60	32 x 8,0 x 2,1	80,77		
M 1,8x0,25	2	1,55	32 x 8,0 x 2,1	80,77		
M 1,8x0,35	3	1,45	32 x 8,0 x 2,1	80,77	16 x 5	82,60
M 2x0,25	2	1,75	36 x 8,0 x 2,1	80,77		
M 2x0,35	2	1,65	36 x 8,0 x 2,1	80,77		
M 2x0,40	**3**	**1,60**	36 x 9,0 x 2,1	40,51*	16 x 5	34,10*
M 2,2x0,45	3	1,75	36 x 9,0 x 2,1	46,00	20 x 5	72,92
M 2,3x0,40	3	1,90	36 x 9,0 x 2,1	42,45	20 x 5	37,40
M 2,5x0,45	3	2,05	40 x 9,0 x 2,1	40,37	20 x 5	34,10
M 2,6x0,45	3	2,10	40 x 9,0 x 2,1	41,26	25 x 9	35,70
M 3x0,35	2	2,65	40 x 9,0 x 2,7	52,75	20 x 5	54,00
M 3x0,50	**3**	**2,50**	40 x 11,0 x 2,7	22,74*	25 x 9	31,02*
M 3x0,60	3	2,40	45 x 13,0 x 3,0	46,25	20 x 5	42,32
M 3,5x0,60	3	2,90	45 x 13,0 x 3,0	27,12	25 x 9	32,46
M 3,5x0,75	3	2,75	45 x 18,0 x 3,0	50,22	25 x 9	72,98
M 4x0,50	2	3,50	45 x 13,0 x 3,4	45,60	25 x 9	34,85
M 4x0,70	**3**	**3,30**	45 x 13,0 x 3,4	22,72*	25 x 9	31,17*
M 4x0,75	3	3,25	45 x 13,0 x 3,4	37,62	20 x 7	47,15
M 4x0,80	3	3,20	45 x 13,0 x 3,4	90,63	20 x 7	111,45
M 4,5x0,50	2	4,00	50 x 12,0 x 4,9	44,24	25 x 9	48,54
M 4,5x0,75	3	3,75	50 x 16,0 x 4,9	40,51	20 x 7	34,11
M 5x0,50	2	4,50	50 x 12,0 x 4,9	45,39	20 x 5	38,05
M 5x0,75	2	4,25	50 x 14,0 x 4,9	45,07	20 x 7	47,39
M 5x0,80	**3**	**4,20**	50 x 16,0 x 4,9	24,29*	25 x 9	31,00*
M 5x0,90	3	4,10	50 x 16,0 x 4,9	42,95	25 x 9	81,23
M 5x1,00	3	4,00	50 x 16,0 x 4,9	95,70	25 x 9	107,45

	Pcs.	Ø	L1 x L2 x ⧄ mm	M0 €	Ø x L3 mm	C5 €
M 5,5x0,90	3	4,60	50 x 16 x 4,9	95,70	25 x 9	109,86
M 6x0,50	2	5,50	50 x 14 x 4,9	32,50	20 x 5	42,50
M 6x0,75	2	5,25	50 x 14 x 4,9	27,43	25 x 9	34,86
M 6x1,00	**3**	**5,00**	50 x 19 x 4,9	24,29*	25 x 9	31,02*
M 6x1,25	3	4,75	50 x 19 x 4,9	157,01	25 x 9	112,49
M 7x0,75	2	6,25	50 x 14 x 4,9	36,01	25 x 9	34,51
M 7x1,00	**3**	**6,00**	50 x 19 x 4,9	29,59*	25 x 9	32,56*
M 7x1,25	3	5,75	50 x 19 x 4,9	109,10	25 x 9	135,20
M 8x0,50	2	7,50	50 x 16 x 4,9	57,32	25 x 9	51,53
M 8x0,75	2	7,25	50 x 16 x 4,9	37,73	25 x 9	37,32
M 8x1,00	2	7,00	56 x 18 x 4,9	27,30*	25 x 9	35,98*
M 8x1,25	**3**	**6,80**	56 x 22 x 4,9	29,56*	25 x 9	32,91*
M 8x1,50	3	6,50	56 x 22 x 4,9	106,11	25 x 9	117,54
M 9x1,00	2	8,00	63 x 18 x 5,5	39,97	25 x 9	39,99
M 9x1,25	**3**	**7,80**	63 x 22 x 5,5	48,43*	25 x 9	38,25*
M 10x0,50	2	9,50	63 x 18 x 5,5	59,10	30 x 10	129,87
M 10x0,75	2	9,25	63 x 18 x 5,5	60,43	30 x 11	63,85
M 10x1,00	2	9,00	63 x 18 x 5,5	29,23	38 x 10	42,34
M 10x1,25	2	8,80	70 x 24 x 5,5	29,63	38 x 10	45,16
M 10x1,50	**3**	**8,50**	70 x 24 x 5,5	36,45*	38 x 10	44,05*
M 11x0,75	2	10,25	63 x 18 x 6,2	88,73	30 x 11	140,31
M 11x1,00	2	10,00	63 x 18 x 6,2	55,90	30 x 11	66,82
M 11x1,25	2	9,75	63 x 20 x 6,2	55,90	30 x 11	66,81
M 11x1,50	**3**	**9,50**	70 x 24 x 6,2	60,76	38 x 10	53,37
M 12x0,75	2	11,25	70 x 20 x 7,0	80,68	38 x 10	72,45
M 12x1,00	2	11,00	70 x 20 x 7,0	51,83	38 x 10	63,85
M 12x1,25	2	10,75	70 x 20 x 7,0	51,68	38 x 10	61,56
M 12x1,50	2	10,50	70 x 20 x 7,0	44,03*	38 x 10	55,21*
M 12x1,75	**3**	**10,20**	75 x 29 x 7,0	51,28*	38 x 14	47,86*
M 13x0,75	2	12,25	70 x 20 x 9,0	91,18	38 x 10	127,74
M 13x1,00	2	12,00	70 x 20 x 9,0	87,78	38 x 10	67,84
M 13x1,25	2	11,75	70 x 20 x 9,0	80,13	38 x 10	90,71
M 13x1,50	2	11,50	70 x 20 x 9,0	80,13	38 x 10	71,31
M 13x1,75	**3**	**11,25**	70 x 20 x 9,0	92,72	38 x 14	76,41
M 14x0,75	2	13,25	70 x 20 x 9,0	104,78	38 x 10	119,77
M 14x1,00	2	13,00	70 x 20 x 9,0	80,78	38 x 10	71,61
M 14x1,25	2	12,80	70 x 20 x 9,0	63,10*	38 x 10	71,61*
M 14x1,50	2	12,50	70 x 20 x 9,0	49,07	38 x 10	60,96
M 14x1,75	2	12,25	70 x 20 x 9,0	98,13	38 x 14	203,96
M 14x2,00	**3**	**12,00**	80 x 30 x 9,0	56,73*	38 x 14	47,39*
M 15x1,00	2	14,00	70 x 20 x 9,0	113,18	45 x 14	77,11
M 15x1,25	2	13,75	70 x 20 x 9,0	117,27	45 x 14	119,46
M 15x1,50	2	13,50	70 x 20 x 9,0	104,99	45 x 14	82,61
M 15x2,00	**3**	**13,00**	80 x 30 x 9,0	113,43	45 x 14	103,55
M 16x1,00	2	15,00	70 x 20 x 9,0	107,16	45 x 14	87,31
M 16x1,25	2	14,75	70 x 20 x 9,0	112,80	45 x 14	73,46
M 16x1,50	2	14,50	70 x 20 x 9,0	61,06*	45 x 14	68,58*
M 16x2,00	**3**	**14,00**	80 x 32 x 9,0	81,17*	45 x 18	64,25*
M 17x1,00	2	16,00	70 x 20 x 9,0	173,07	45 x 14	124,94
M 17x1,25	2	15,75	70 x 20 x 9,0	173,07	45 x 14	124,94
M 17x1,50	2	15,50	70 x 20 x 9,0	173,07	45 x 14	124,94
M 18x1,00	2	17,00	80 x 22 x 11,0	119,14	45 x 14	92,32
M 18x1,25	2	16,75	80 x 22 x 11,0	170,07	45 x 14	96,02

* Check the price of left hand sets of taps and dies available in page 188.
* Extra-fee of 20% for adjustable die

HSS HAND TAPS AND DIES

M MF — DIN 13 — 60° — p

Ref. M0: HSS | DIN 352 (M) | DIN 2181 (MF) | TOL 6H

Ref. C5: HSS | DIN 223 | TOL 6g

	Pcs.	Ø	L1 x L2 x ⧄ mm	M0 €	Ø x L3 mm	C5 €
M 18x1,50	2	16,50	80 x 22 x 11,0	80,44	45 x 14	83,06
M 18x2,00	2	16,00	80 x 22 x 11,0	128,40*	45 x 14	92,80*
M 18x2,50	**3**	**15,50**	95 x 40 x 11,0	107,13*	45 x 18	64,28*
M 19x1,00	2	18,00	80 x 22 x 11,0	251,18	45 x 14	154,96
M 19x1,25	2	17,75	80 x 22 x 11,0	251,18	45 x 14	175,26
M 19x1,50	2	17,50	80 x 22 x 11,0	251,18	45 x 14	154,96
M 19x2,00	2	17,00	80 x 22 x 11,0	298,17	45 x 14	177,03
M 20x1,00	2	19,00	80 x 22 x 12,0	162,19	45 x 14	92,32
M 20x1,25	2	18,75	80 x 22 x 12,0	250,26	45 x 14	200,36
M 20x1,50	2	18,50	80 x 22 x 12,0	100,74	45 x 14	84,98
M 20x2,00	2	18,00	80 x 22 x 12,0	136,00*	45 x 14	92,32*
M 20x2,50	**3**	**17,50**	95 x 40 x 12,0	120,18*	45 x 18	63,27*
M 21x1,00	2	20,00	80 x 22 x 12,0	321,81	45 x 14	189,84
M 21x1,25	2	19,75	80 x 22 x 12,0	321,81	45 x 14	189,84
M 21x1,50	2	19,50	80 x 22 x 12,0	250,52	45 x 14	200,68
M 22x1,00	2	21,00	80 x 22 x 14,5	181,77	55 x 16	124,27
M 22x1,25	2	20,75	80 x 22 x 14,5	247,85	55 x 16	202,51
M 22x1,50	2	20,50	80 x 22 x 14,5	110,80	55 x 16	106,90
M 22x2,00	2	20,00	80 x 22 x 14,5	176,74*	55 x 16	118,94*
M 22x2,50	**3**	**19,50**	100 x 40 x 14,5	160,08*	55 x 22	95,08*
M 23x1,00	2	22,00	80 x 22 x 14,5	324,61	55 x 16	205,35
M 23x1,50	2	21,50	80 x 22 x 14,5	323,35	55 x 16	243,45
M 24x1,00	2	23,00	90 x 22 x 14,5	196,13	55 x 16	121,20
M 24x1,25	2	22,75	90 x 22 x 14,5	320,56	55 x 16	160,91
M 24x1,50	2	22,50	90 x 22 x 14,5	141,24	55 x 16	108,92
M 24x2,00	2	22,00	90 x 22 x 14,5	210,75*	55 x 16	121,20*
M 24x3,00	**3**	**21,00**	110 x 50 x 14,5	190,94*	55 x 22	95,08*
M 25x1,00	2	24,00	90 x 22 x 14,5	276,69	55 x 16	183,94
M 25x1,25	2	23,75	90 x 22 x 14,5	362,36	55 x 16	242,19
M 25x1,50	2	23,50	90 x 22 x 14,5	261,04	55 x 16	158,22
M 25x2,00	2	23,00	90 x 22 x 14,5	471,88	55 x 16	235,47
M 26x1,00	2	25,00	90 x 22 x 14,5	247,33	55 x 16	182,31
M 26x1,50	2	24,50	90 x 22 x 14,5	232,06	55 x 16	146,98
M 26x2,00	2	24,00	90 x 22 x 14,5	272,28	55 x 16	206,02
M 27x1,00	2	26,00	90 x 22 x 16,0	272,30	65 x 18	164,00
M 27x1,50	2	25,50	90 x 22 x 16,0	262,92	65 x 18	164,70
M 27x2,00	2	25,00	90 x 22 x 16,0	292,08*	65 x 18	179,13*
M 27x3,00	**3**	**24,00**	110 x 50 x 16,0	241,45*	65 x 25	144,22*
M 28x1,00	2	27,00	90 x 22 x 16,0	459,59	65 x 18	212,00
M 28x1,50	2	26,50	90 x 22 x 16,0	257,79	65 x 18	149,31
M 28x2,00	2	26,00	90 x 22 x 16,0	308,43	65 x 18	209,93
M 30x1,00	2	29,00	90 x 22 x 18,0	286,27	65 x 18	173,80
M 30x1,50	2	28,50	90 x 22 x 18,0	274,73	65 x 18	164,69
M 30x2,00	2	28,00	90 x 22 x 18,0	316,74	65 x 18	182,52
M 30x3,00	2	27,00	125 x 56 x 18,0	309,64*	65 x 25	203,31*
M 30x3,50	**3**	**26,50**	125 x 50 x 18,0	310,65*	65 x 25	144,59*
M 32x1,00	2	31,00	90 x 22 x 18,0	377,52	65 x 18	224,48
M 32x1,50	2	30,50	90 x 22 x 18,0	327,12	65 x 18	170,81
M 32x2,00	2	30,00	90 x 22 x 18,0	468,23	65 x 18	208,05
M 33x1,00	2	32,00	100 x 25 x 20,0	602,47	65 x 18	237,69
M 33x1,50	2	31,50	100 x 25 x 20,0	349,86	65 x 18	161,63
M 33x2,00	2	31,00	100 x 25 x 20,0	441,71	65 x 18	162,74
M 33x3,00	2	30,00	125 x 56 x 20,0	557,35*	65 x 25	251,14*

	Pcs.	Ø	L1 x L2 x ⧄ mm	M0 €	Ø x L3 mm	C5 €
M 33x3,50	**3**	**29,5**	125 x 50 x 20,0	390,08*	65 x 25	147,36*
M 34x1,50	2	32,5	100 x 25 x 22,0	400,85	65 x 18	168,65
M 34x2,00	2	32,0	100 x 25 x 22,0	479,38	65 x 18	384,96
M 35x1,50	2	33,5	100 x 25 x 22,0	427,97	65 x 18	174,93
M 35x2,00	2	33,0	100 x 25 x 22,0	479,38	65 x 18	300,20
M 36x1,50	2	34,5	100 x 25 x 22,0	417,83	65 x 18	165,60
M 36x2,00	2	34,0	125 x 33 x 22,0	550,33	65 x 18	172,71
M 36x3,00	2	33,0	125 x 33 x 22,0	713,13*	65 x 25	173,28*
M 36x4,00	**3**	**32,0**	150 x 53 x 22,0	502,21*	65 x 25	150,23*
M 38x1,50	2	36,5	100 x 25 x 22,0	482,93	75 x 20	253,02
M 38x2,00	2	36,0	125 x 25 x 22,0	649,97	75 x 20	373,86
M 39x1,50	2	37,5	110 x 25 x 24,0	639,19	75 x 20	251,67
M 39x2,00	2	37,0	125 x 23 x 24,0	639,19	75 x 20	265,78
M 39x3,00	2	36,0	125 x 33 x 24,0	616,56*	75 x 30	271,46*
M 39x4,00	**3**	**35,0**	150 x 53 x 24,0	561,94*	75 x 30	228,51*
M 40x1,50	2	38,5	110 x 25 x 24,0	567,12	75 x 20	264,37
M 40x2,00	2	38,0	125 x 33 x 24,0	624,51	75 x 20	245,49
M 40x3,00	2	37,0	125 x 33 x 24,0	622,22	75 x 30	267,74
M 42x1,50	2	40,5	110 x 25 x 24,0	616,44	75 x 20	293,95
M 42x2,00	2	40,0	125 x 33 x 24,0	730,75	75 x 20	310,82
M 42x3,00	2	39,0	125 x 33 x 24,0	733,90	75 x 30	293,95
M 42x4,50	**3**	**37,5**	150 x 53 x 24,0	703,09	75 x 30	228,49
M 45x1,50	2	43,5	110 x 25 x 29,0	673,32	90 x 22	343,49
M 45x2,00	2	43,0	125 x 33 x 29,0	877,59	90 x 22	372,89
M 45x3,00	2	42,0	125 x 33 x 29,0	877,59	90 x 36	389,06
M 45x4,50	**3**	**40,5**	160 x 60 x 29,0	811,67	90 x 36	354,06
M 48x1,50	2	46,5	140 x 33 x 29,0	751,72	90 x 22	335,65
M 48x2,00	2	46,0	140 x 33 x 29,0	1.146,95	90 x 22	367,66
M 48x3,00	2	45,0	140 x 33 x 29,0	1.063,46	90 x 36	354,68
M 48x5,00	**3**	**43,0**	180 x 65 x 29,0	977,24	90 x 36	354,48
M 50x1,50	2	48,5	140 x 33 x 29,0	822,10	90 x 22	350,00
M 50x3,00	2	57,0	140 x 33 x 29,0	1.097,87	90 x 22	381,44
M 52x1,50	2	50,5	140 x 33 x 32,0	862,35	90 x 22	357,40
M 52x2,00	2	50,0	140 x 33 x 32,0	1.251,19	90 x 22	415,35
M 52x3,00	2	49,0	140 x 33 x 32,0	1.151,95	90 x 36	453,25
M 52x5,00	**3**	**47,0**	180 x 65 x 32,0	1.170,45	90 x 36	354,48
M 56x4,00	**2**	**52,0**	180 x 47 x 32,0	1.284,50	105 x 36	
M 56x5,50	**3**	**50,5**	200 x 85 x 35,0	1.816,67	105 x 36	
M 60x5,50	**3**	**54,5**	200 x 85 x 35,0	1.887,89	105 x 36	
M 64x4,00	**2**	**60,0**	180 x 50 x 35,0	1.809,03	120 x 36	
M 64x6,00	**3**	**58,0**	220 x 90 x 39,0	2.233,84	120 x 36	
M 68x6,00	**3**	**62,0**	220 x 90 x 39,0	2.674,33	120 x 36	
M 72x6,00	**3**	**66,0**	235 x 90 x 39,0	2.897,34	120 x 36	

DIES WITH EXTERNAL Ø AVAILABLE IN INCHES

	Ø x L3 mm	C5 €		Ø x L3 mm	C5 €
M 3x0,50	25,4 x 9,5	26,59	M 8x1,25	38,1 x 12,7	28,22
M 4x0,70	25,4 x 9,5	26,59	M 10x1,50	25,4 x 9,50	35,72
M 5x0,80	25,4 x 9,5	27,09	M 10x1,50	38,1 x 12,7	35,72
M 6x1,00	25,4 x 9,5	26,59	M 12x1,75	25,4 x 9,50	43,04
M 8x1,25	25,4 x 9,5	28,22	M 12x1,75	38,1 x 12,7	43,04

* Check the price of left hand sets of taps and dies available in page 188.

* Extra-fee of 20% for adjustable die

HSS HAND TAPS AND DIES

UNC				
60° p	Ref. M0	HSS	DIN 351	TOL 2B
	Ref. C5	HSS	DIN 223	TOL 2a

UNF				
60° p	Ref. M0	HSS	DIN 2181	TOL 2B
	Ref. C5	HSS	DIN 223	TOL 2a

	Pcs.	D1 mm	Ø	L1 x L2 x ⧄ mm	M0 €	Ø x L3 mm	C5 €
UNC nº1-64h.	3	1,85	1,50	36x8x2,1	**113,74**	16x5	
UNC nº2-56h.	3	2,18	1,80	36x9x2,1	**80,38**	16x5	
UNC nº3-48h.	3	2,51	2,10	40x9x2,1	**80,38**	16x5	
UNC nº4-40h.	3	2,84	2,25	40x11x2,7	**60,87**	20x5	**45,17**
UNC nº5-40h.	3	3,17	2,60	40x11x2,7	**58,20**	20x5	**45,29**
UNC nº6-32h.	3	3,50	2,75	45x13x3,0	**58,20**	20x7	**45,29**
UNC nº8-32h.	3	4,17	3,50	45x13x3,4	**58,20**	20x7	**45,29**
UNC nº10-24h.	3	4,83	3,90	50x16x4,9	**58,20**	20x7	**45,29**
UNC nº12-24h.	3	5,49	4,50	50x19x4,9	**58,20**	20x7	**45,29**
UNC 1/4-20h.	3	6,35	5,10	50x19x4,9	**49,87***	20x7	**42,68***
UNC 5/16-18h.	3	7,94	6,60	56x22x4,9	**56,62***	25x9	**43,80***
UNC 3/8-16h.	3	9,52	8,00	70x24x5,5	**64,42***	30x11	**60,89***
UNC 7/16-14h.	3	11,11	9,40	70x24x6,2	**83,88**	38x14	**60,89**
UNC 1/2-13h.	3	12,70	10,75	75x29x7,0	**96,51***	38x14	**62,59***
UNC 9/16-12h.	3	14,28	12,20	80x30x9,0	**113,94**	38x14	**65,51**
UNC 5/8-11h.	3	15,87	13,50	80x32x9,0	**157,14***	45x18	**88,80***
UNC 3/4-10h.	3	19,05	16,50	95x40x11,0	**214,11***	45x18	**88,80***
UNC 7/8-9h.	3	22,22	19,50	100x40x14,5	**263,57**	55x22	**123,97**
UNC 1"-8h.	3	25,40	22,25	110x50x14,5	**355,91***	55x22	**119,19***
UNC 1.1/8-7h.	3	28,57	25,00	125x56x18,0	**536,62**	65x25	**177,06**
UNC 1.1/4-7h.	3	31,75	28,00	125x56x18,0	**675,44**	65x25	**177,06**
UNC 1.3/8-6h.	3	34,92	30,75	150x63x22,0	**856,88**	65x25	**177,06**
UNC 1.1/2-6h.	3	38,10	34,00	150x63x24,0	**1.052,07**	75x30	**276,06**
UNC 2"-4,5h.	3	50,80	45,00	180x75x32,0	**1.430,05**	90x36	

	Pcs.	D1 mm	Ø	L1 x L2 x ⧄ mm	M0 €	Ø x L3 mm	C5 €
UNF nº2-64h.	2	2,18	1,85	36x8x2,1	**72,83**		
UNF nº3-56h.	2	2,51	2,15	40x9x2,1	**72,83**		
UNF nº4-48h.	2	2,84	2,35	40x9x2,7	**45,38**	20x5	**46,94**
UNF nº5-44h.	2	3,17	2,70	45x10x2,7	**45,38**	20x5	**45,29**
UNF nº6-40h.	2	3,50	2,95	45x16x3,0	**43,37**	20x5	**45,29**
UNF nº8-36h.	2	4,17	3,50	50x12x3,4	**43,37**	20x7	**45,29**
UNF nº10-32h.	2	4,83	4,10	50x12x4,9	**43,37**	20x7	**45,29**
UNF nº12-28h.	2	5,49	4,60	50x12x4,9	**45,38**	20x7	**45,29**
UNF 1/4-28h.	2	6,35	5,50	50x14x4,9	**33,10***	25x9	**39,98***
UNF 5/16-24h.	2	7,94	6,90	56x22x4,9	**35,44***	25x9	**44,63***
UNF 3/8-24h.	2	9,52	8,50	63x20x5,5	**40,92***	38x10	**60,89***
UNF 7/16-20h.	2	11,11	9,90	63x20x6,2	**54,30**	38x10	**59,74**
UNF 1/2-20h.	2	12,70	11,50	70x22x7,0	**55,56***	38x10	**65,09***
UNF 9/16-18h.	2	14,29	12,90	70x22x9,0	**72,40**	38x10	**68,13**
UNF 5/8-18h.	2	15,87	14,50	70x22x9,0	**93,52***	45x14	**88,80***
UNF 3/4-16h.	2	19,05	17,50	80x22x11,0	**125,62***	45x14	**88,80***
UNF 7/8-14h.	2	22,22	20,40	80x22x14,5	**161,44***	55x16	**119,19***
UNF 1"-12h.	2	25,40	23,25	90x22x16,0	**214,06**	55x16	**119,19**
UNS 1"-14h.	2	25,40	23,60	90x22x14,5	**237,14***	55x16	**129,51***
UNF 1.1/8-12h.	2	28,57	26,50	90x22x18,0	**315,95**	65x18	**145,16**
UNF 1.1/4-12h.	2	31,75	29,50	90x22x20,0	**385,87**	65x18	**184,14**
UNF 1.3/8-12h.	2	34,92	32,80	125x35x22,0	**520,58**	65x18	**192,76**
UNF 1.1/2-12h.	2	38,10	36,00	125x40x22,0	**657,67**	75x20	**276,06**
UNF 2"-12h.	2	50,80	48,38	140x40x29,0	**1.627,34**	90x22	

* Check the price of left hand sets of taps and dies available in page 188.

HSS HAND TAPS AND DIES

BSP (GAS)

Ref. M0	DIN 5157	TOL ISO 228	Ref. C5	DIN 5158	Ref. M0T / Ref. M0X	DIN 5157	TOL 6H	Ref. C5T / Ref. C5X	DIN 5158	TOL 6g

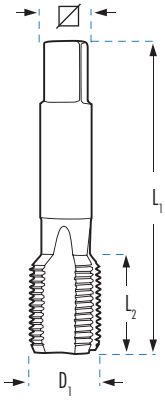

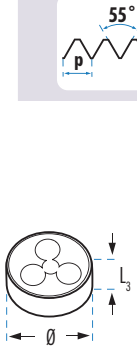

	Pcs.	D1 mm	Ø	L1 x L2 x ⧄ mm	M0 HSS €	Ø x L3 mm	C5 HSS €		Pcs.	M0T HSS TiN €	C5T HSS TiN €	M0X HSSCo OX €	C5X HSSCo OX €
G 1/8-28h.	2	9,73	8,80	63 x 20 x 5,5	**37,01***	38 x 10	**54,45***	G 1/8-28 h.	2	**80,55**	**101,51**	**92,55**	**69,02**
G 1/4-19h.	2	13,16	11,80	70 x 22 x 9,0	**52,16***	38 x 10	**54,16***	G 1/4-19 h.	2	**146,54**	**105,05**	**166,30**	**71,19**
G 3/8-19h.	2	16,66	15,25	70 x 22 x 9,0	**65,48***	45 x 14	**71,73***	G 3/8-19 h.	2	**178,79**	**118,17**	**206,59**	**84,69**
G 1/2-14h.	2	20,95	19,00	80 x 22 x 12,0	**91,83***	45 x 14	**71,73***	G 1/2-14 h.	2	**251,98**	**133,77**	**278,74**	**93,71**
G 5/8-14h.	2	22,91	21,00	80 x 22 x 14,5	**117,50***	55 x 16	**99,51***						
G 3/4-14h.	2	26,44	24,50	90 x 22 x 16,0	**143,35***	55 x 16	**129,53***	G 3/4-14 h.	2	**330,58**	**217,94**	**400,09**	**159,84**
G 7/8-14h.	2	30,20	28,25	90 x 22 x 18,0	**192,98**	65 x 18	**154,20**						
G 1"-11h.	2	33,25	30,75	100 x 25 x 20,0	**227,25***	65 x 18	**155,69***	G 1" -11 h.	2	**576,15**	**291,11**	**658,06**	**190,95**
G 1.1/8-11h.	2	37,90	35,50	125 x 40 x 22,0	**362,65**	75 x 20	**219,74**						
G 1.1/4-11h.	2	41,91	39,50	125 x 40 x 24,0	**395,20***	75 x 20	**215,70***						
G 1.3/8-11h.	2	44,32	42,00	125 x 40 x 29,0	**536,77**	90 x 22	**338,02**						
G 1.1/2-11h.	2	47,80	45,25	140 x 40 x 29,0	**597,26**	90 x 22	**325,60**						
G 1.3/4-11h.	2	53,75	51,25	140 x 40 x 32,0	**992,93**	105 x 22	**338,02**						
G 2"-11h.	2	59,61	57,00	160 x 40 x 35,0	**1.104,06**	105 x 22	**406,80**						
G 2.1/4-11h.	2	65,71	63,00	160 x 40 x 39,0	**1.823,79**	105 x 22							
G 2.1/2-11h.	2	75,18	72,50	160 x 40 x 39,0	**2.741,36**	120 x 22							
G 2.3/4-11h.	2	81,53	79,00	160 x 40 x 39,0	**3.324,15**	120 x 22							
G 3"-11h.	2	87,88	85,50	160 x 40 x 39,0	**3.459,76**	150 x 25							
G 4"-11h.	2	113,03	110,50	180 x 45 x 44,0	**5.247,27**	180 x 25							

UNF 3B

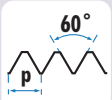

Ref. M0	HSS	DIN 2181	TOL 3B

	Pcs.	D1 mm	Ø	L1 x L2 x ⧄ mm	M0-3B €
UNF nº4-48-3B	2	2,84	2,35	40x9x2,7	**57,80**
UNF nº5-44-3B	2	3,17	2,70	45x10x2,7	**57,80**
UNF nº6-40-3B	2	3,50	2,95	45x16x3,0	**54,53**
UNF nº8-36-3B	2	4,17	3,50	50x12x3,4	**54,53**
UNF nº10-32-3B	2	4,83	4,10	50x12x4,9	**54,53**
UNF nº12-28-3B	2	5,49	4,60	50x12x4,9	**57,80**
UNF 1/4-28-3B	2	6,35	5,50	50x14x4,9	**42,16**
UNF 5/16-24-3B	2	7,94	6,90	56x22x4,9	**45,13**
UNF 3/8-24-3B	2	9,52	8,50	63x20x5,5	**52,11**
UNF 7/16-20-3B	2	11,11	9,90	63x20x6,2	**69,17**
UNF 1/2-20-3B	2	12,70	11,50	70x22x7,0	**70,76**

* Check the price of left hand sets of taps and dies available in page 188.

HSS HAND TAPS AND DIES

BSW — Ref. M0 — HSS — DIN 351 — TOL 2 Class

DIN BS84 55° p — Ref. C5 — HSS — DIN 223

	Pcs.	D1 mm	Ø	L1 x L2 x ⧄ mm	M0 €	Ø x L3 mm	C5 €
W 1/16-60h.	3	1,59	1,15	32x8x2,1	62,53	16x5	84,15
W 3/32-48h.	3	2,38	1,80	40x9x2,1	45,72	20x5	43,42
W 1/8-40h.	3	3,17	2,55	40x14x2,7	32,84*	25x9	34,27 *
W 5/32-32h.	3	3,97	3,10	45x17x3,4	33,18	25x9	34,96
W 3/16-24h.	3	4,76	3,60	50x19x4,9	32,84	25x9	34,27
W 7/32-24h.	3	5,55	4,40	50x19x4,9	54,01	25x9	44,76
W 1/4-20h.	3	6,35	5,10	50x20x4,9	36,99*	25x9	34,96 *
W 5/16-18h.	3	7,94	6,50	56x20x4,9	45,18*	25x9	36,46 *
W 3/8-16h.	3	9,52	7,90	63x22x5,5	49,64*	38x10	52,77 *
W 7/16-14h.	3	11,11	9,25	70x22x6,2	66,63	38x10	52,84
W 1/2-12h.	3	12,70	10,50	75x25x7,0	71,50	38x14	51,85
W 9/16-12h.	3	14,29	12,00	80x26x9,0	97,27	38x14	63,32
W 5/8-11h.	3	15,87	13,40	80x27x9,0	111,86*	45x18	75,30 *
W 11/16-11h.	3	17,46	15,25	95x32x11,0	263,61	45x18	124,04
W 3/4-10h.	3	19,05	16,50	95x32x11,0	159,24*	45x18	75,42 *
W 7/8-9h.	3	22,22	19,25	100x32x14,5	217,47*	55x22	110,89 *
W 1"- 8h.	3	25,40	21,75	110x36x14,5	266,51*	55x22	111,90 *
W 1.1/8-7h.	3	28,57	24,75	125x40x18,0	395,03	65x25	176,20
W 1.1/4-7h.	3	31,75	27,75	125x40x18,0	477,94	65x25	176,27
W 1.3/8-6h.	3	34,92	30,50	150x50x22,0	594,34	65x25	179,53
W 1.1/2-6h.	3	38,10	33,50	150x50x24,0	715,56	75x30	272,90
W 1.5/8-5h.	3	41,27	46,50	150x56x24,0	996,00	75x30	339,81
W 1.3/4-5h.	3	44,45	39,00	160x58x29,0	1.225,84	90x36	427,66
W 1.7/8-4,5h.	3	47,62	42,00	180x65x29,0	1.583,24	90x36	467,95
W 2"- 4,5h.	3	50,80	44,50	180x65x32,0	1.662,13	90x36	490,41
W 2.1/4-4h.	3	57,15	50,00	200x85x35,0	2.754,08	105x36	
W 2.1/2-4h.	3	63,50	56,50	220x85x39,0	3.350,38	120x36	
W 2.3/4-3,5h.	3	69,85	62,00	250x90x44,0	4.783,95	120x36	
W 3"- 3,5h.	3	76,20	68,00	250x90x44,0	5.534,50	140x36	

BSF — Ref. M0 — HSS — DIN 5157 — TOL ISO 228

DIN BS84 55° p — Ref. C5 — HSS — DIN 223

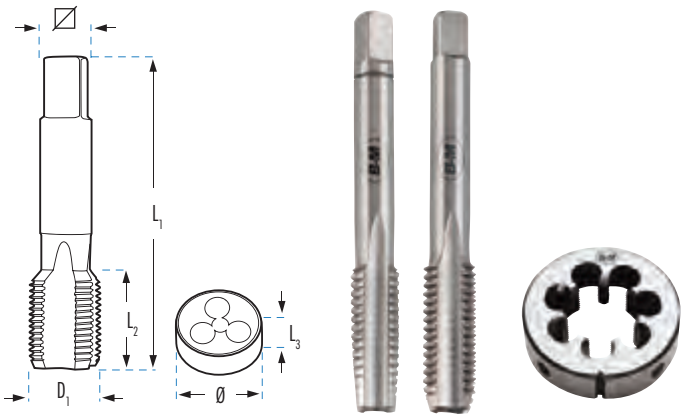

	Pcs.	D1 mm	Ø	L1 x L2 x ⧄ mm	M0 €	Ø x L3 mm	C5 €
BSF 3/16-32h.	2	4,76	4,0	50x19x4,9	89,99	20x7	45,09
BSF 1/4-26h.	2	6,35	5,2	50x20x4,9	50,26	20x7	49,93
BSF 5/16-22h.	2	7,94	6,6	56x20x4,9	58,61	25x9	50,50
BSF 3/8-20h.	2	9,52	8,1	63x22x5,5	67,83	30x11	97,01
BSF 7/16-18h.	2	11,11	9,5	70x22x6,2	81,39	30x11	96,11
BSF 1/2-16h.	2	12,70	11,0	75x25x7,0	92,08	38x10	83,87
BSF 9/16-16h.	2	14,29	12,5	80x26x9,0	110,37	38x10	88,51
BSF 5/8-14h.	2	15,88	14,0	80x26x9,0	144,44	45x14	137,98
BSF 3/4-12h.	2	19,05	16,5	95x33x11,0	220,77	45x14	139,26
BSF 7/8-11h.	2	22,23	19,5	100x33x14,5	263,50	55x22	186,75
BSF 1"-10h.	2	25,40	22,5	110x40x14,5	369,88	55x22	184,68
BSF 1.1/8-9h.	2	28,57	25,5	110x40x16,0	834,60		
BSF 1.1/4-9h.	2	31,75	28,5	125x46x18,0	952,85		
BSF 1.1/2-8h.	2	38,10	34,5	150x55x22,0	1.452,21		

BSW **INOX** **TiN**

	Pcs.	L1 x L2 x ⧄ mm	M0T €	Ø x L3 mm	C5T €
W 3/16-24 h.	3	50 x 19 x 4,90	62,70	25x9	62,67
W 1/4-20 h.	3	50 x 20 x 4,90	70,18	25x9	63,82
W 5/16-18 h	3	56 x 20 x 4,90	76,90	25x9	66,34
W 3/8-16 h.	3	63 x 22 x 5,50	90,51	38x10	78,42
W 1/2-12 h.	3	75 x 25 x 7,00	127,72	38x14	105,36

* Check the price of left hand sets of taps and dies available in page 188.

HSS HAND TAPS AND DIES

NPTF

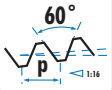

AMERICAN dryseal taper pipe thread

Ref. M0 — HSS — Ref. C5 — HSS — DIN 223

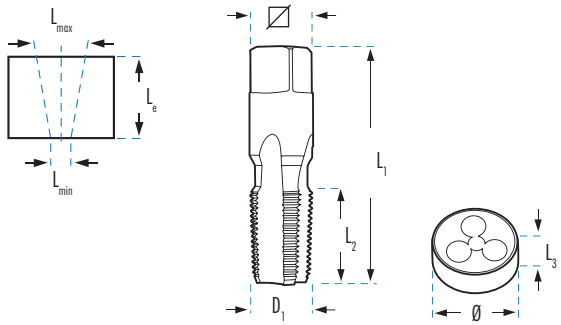

	Pcs.	D1 mm	Ø	L min x L max mm	L_e mm	L1 x L2 x ⧄ mm	M0 €	Ø x L3 mm	C5 €
NPTF 1/8-27 h.	1	10,22	8,5	8,30 x 8,76	12,0	54 x 19 x 8,0	**100,75**	38 x 10	**220,02**
NPTF 1/4-18 h.	1	13,58	11,0	10,70 x 11,40	17,5	62 x 27 x 11,0	**141,21**	38 x 15	**220,02**
NPTF 3/8-18 h.	1	17,02	14,5	14,20 x 14,84	17,6	65 x 27 x 13,0	**194,93**	45 x 14	**287,28**
NPTF 1/2-14 h.	1	21,21	17,8	17,40 x 18,33	22,8	80 x 35 x 13,0	**272,58**	45 x 20	**287,28**
NPTF 3/4-14 h.	1	26,56	23,0	22,80 x 23,68	23,0	83 x 35 x 17,0	**416,66**	55 x 22	**547,53**
NPTF 1"-11,5 h.	1	33,19	29,0	28,60 x 29,72	27,4	110 x 38 x 20,0	**554,99**		

NPT

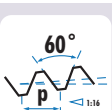

AMERICAN taper pipe thread (Briggs)

Ref. M0 — HSS — Ref. C5 — HSS — DIN 223

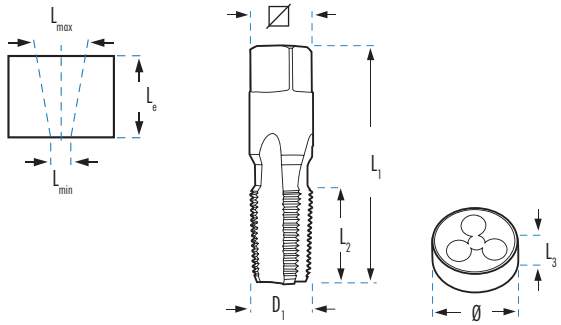

	Pcs.	D1 mm	Ø		L min x L max mm	L_e mm	L1 x L2 x ⧄ mm	M0 €	Ø x L3 mm	C5 €
NPT 1/16-27 h.	1	7,89	6,20	EMNPT1/16	6,00 x 6,38	12,0	54 x 18 x 6,0	**38,25**	25 x 9	**126,47**
NPT 1/8-27 h.	1	10,24	8,50	EMNPT1/8	8,30 x 8,73	12,0	65 x 19 x 5,5	**38,25**	30 x 11	**93,51**
NPT 1/4-18 h.	1	13,62	11,00	EMNPT1/4	10,70 x 11,35	17,5	62 x 27 x 11,0	**53,67**	38 x 14	**93,51**
NPT 3/8-18 h.	1	17,05	14,50	EMNPT3/8	14,20 x 14,80	17,6	65 x 27 x 13,0	**74,07**	45 x 18	**122,08**
NPT 1/2-14 h.	1	21,23	17,80	EMNPT1/2	17,40 x 18,32	22,8	80 x 35 x 13,0	**103,57**	45 x 18	**122,08**
NPT 3/4-14 h.	1	26,57	23,00	-	22,80 x 23,66	23,0	83 x 35 x 17,0	**158,33**	55 x 22	**223,32**
NPT 1"-11,5 h.	1	33,23	29,00	-	28,60 x 29,69	27,4	95 x 44 x 21,0	**176,34**	65 x 25	**268,47**
NPT 1.1/4-11,5 h.	1	41,98	37,50	-	37,40 x 38,45	28,1	125 x 33 x 24,0	**289,12**	75 x 26	**333,62**
NPT 1.1/2-11,5 h.	1	48,05	44,00	-	43,40 x 44,52	28,4	140 x 33 x 29,0	**439,33**	90 x 27	**465,46**
NPT 2"-11,5 h.	1	60,09	56,00	-	55,50 x 56,56	28,4	160 x 33 x 35,0	**685,88**	105 x 36	**648,03**
NPT 2.1/2"-8h.	1	73,03	67,00	-	68,68 x 69,08	28,9	200 x 45 x 39,0	**838,07**		
NPT 3"-8h.	1	88,90	82,00	-	84,45 x 84,86	30,5	220 x 48 x 39,0	**1.178,01**		

* Also available prior reamer on page 137

HSS HAND TAPS AND DIES

PG

80° p

Ref. M0 — HSS — DIN 40430 — Ref. C5 — HSS — DIN 223

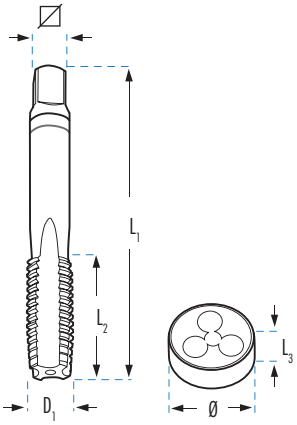

		Pcs.	D1 mm	Ø	L1 x L2 x ▨ mm	M0 €	Ø x L3 mm	C5 €
Pg 7	20h.	1	12,5	11,50	70x20x7,0	**36,68**	38x10	**67,44**
Pg 9	18h.	1	15,2	14,00	70x20x9,0	**46,63**	38x10	**67,44**
Pg 11	18h.	1	18,6	17,25	80x22x11,0	**64,75**	45x14	**84,44**
Pg 13,5	18h.	1	20,4	19,00	80x22x12,0	**71,00**	45x14	**84,44**
Pg 16	18h.	1	22,5	21,25	80x22x14,5	**85,27**	55x16	**108,93**
Pg 21	16h.	1	28,3	27,00	90x22x18,0	**125,39**	65x18	**154,84**
Pg 29	16h.	1	37,0	35,50	100x25x22,0	**248,98**	65x18	**154,84**
Pg 36	16h.	1	47,0	45,50	140x32x29,0	**408,60**	90x22	**396,87**
Pg 42	16h.	1	54,0	52,50	140x36x32,0	**485,24**	105x22	**396,87**
Pg 48	16h.	1	59,3	58,00	160x36x35,0	**611,98**	105x22	**526,29**

NPSF

60° p

AMERICAN dryseal straight pipe thread

Ref. M0 — HSS — Ref. C5 — HSS — DIN 223

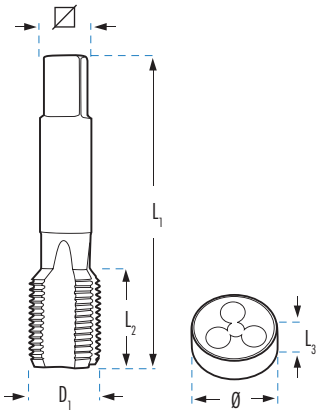

	Pcs.	D1 mm	Ø	L1 x L2 x ▨ mm	M0 €	Ø x L3 mm	C5 €
NPSF 1/8-27 h.	1	10,05	8,75	63x18x5,5	**151,72**	38x10	**264,30**
NPSF 1/4-18 h.	1	13,35	11,30	70x20x9,0	**219,24**	38x10	**264,30**
NPSF 3/8-18 h.	1	16,78	14,70	70x20x9,0	**303,25**	45x14	**336,22**
NPSF 1/2-14 h.	1	20,87	18,20	80x22x12,0	**396,43**	45x14	**336,22**
NPSF 3/4-14 h.	1	26,23	23,50	90x22x16,0	**603,18**	55x16	**726,76**

NPS (M)

60° p

AMERICAN straight pipe thread

Ref. M0 — HSS — Ref. C5 — HSS — DIN 223

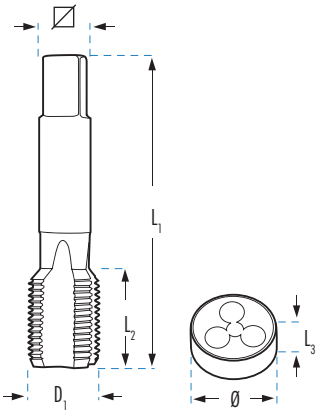

	Pcs.	D1 mm	Ø	L1 x L2 x ▨ mm	M0 €	Ø x L3 mm	C5 €
NPS 1/8-27 h.	1	10,20	8,9	63x18x5,5	**125,71**	38x10	**220,19**
NPS 1/4-18 h.	1	13,60	11,7	70x20x9,0	**100,04**	38x10	**220,19**
NPS 3/8-18 h.	1	17,00	15,0	70x20x9,0	**138,37**	45x14	**280,17**
NPS 1/2-14 h.	1	21,20	18,6	80x22x12,0	**180,86**	45x14	**280,17**
NPS 3/4-14 h.	1	26,55	24,0	90x22x16,0	**262,64**	55x16	**555,02**
NPS 1"-11,5 h.	1	33,20	30,0	100x25x20,0	**367,24**	65x18	**559,34**

HSS HAND TAPS AND DIES

BSPT

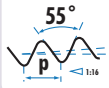

Ref. M0 | HSS | DIN 5157 | Ref. C5 | HSS | DIN 223

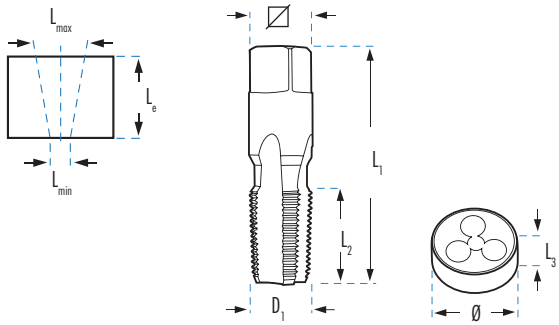

	Pcs.	D1 mm	Ø	L min x L max mm	L_e mm	L1 x L2 x ⧄ mm	M0 €	Ø x L3 mm	C5 €
BSPT 1/8-28 h.	1	9,73	8,30	8,00 x 8,50	10,1	65 x 19 x 5,5	**34,25**	30 x 11	**102,09**
BSPT 1/4-19 h.	1	13,16	11,00	10,70 x 11,35	15,0	70 x 25 x 9,0	**48,26**	38 x 14	**102,09**
BSPT 3/8-19 h.	1	16,66	14,50	14,15 x 14,25	15,4	70 x 25 x 9,0	**67,01**	45 x 16	**132,96**
BSPT 1/2-14 h.	1	20,95	18,10	17,60 x 18,50	20,5	80 x 31 x 12,0	**93,83**	55 x 22	**132,96**
BSPT 5/8-14 h.	1	22,91	20,00	19,50 x 20,40	22,4	80 x 36 x 14,5	**164,55**	55 x 19	**277,45**
BSPT 3/4-14 h.	1	26,44	23,50	23,00 x 24,00	21,8	85 x 33 x 16,0	**153,11**	55 x 22	**251,09**
BSPT 7/8-14 h.	1	30,20	27,25	26,65 x 28,75	24,0	100 x 36 x 18,0	**290,16**	65 x 22	**362,48**
BSPT 1"-11 h.	1	33,25	29,60	29,00 x 30,20	26,0	110 x 38 x 20,0	**242,48**	65 x 25	**289,96**

BA

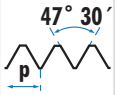

Ref. M0 | HSS | DIN 352 | Ref. C5 | HSS | DIN 223

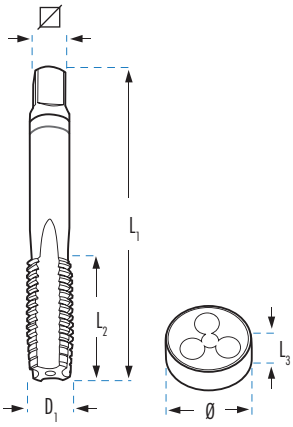

		Pcs.	D1 mm	Ø	L1 x L2 x ⧄ mm	M0 €	Ø x L3 mm	C5 €
BA-0	1,00	3	6,0	5,1	50 x 18 x 4,9	**213,39**	20 x 5	**166,83**
BA-1	0,90	3	5,3	4,5	50 x 18 x 4,9	**213,39**	20 x 5	**166,83**
BA-2	0,81	3	4,7	4,0	50 x 17 x 4,9	**213,39**	20 x 5	**166,83**
BA-3	0,73	3	4,1	3,4	45 x 14 x 3,4	**229,31**	20 x 5	**166,83**
BA-4	0,66	3	3,6	3,0	45 x 14 x 3,0	**229,31**	20 x 5	**166,83**
BA-5	0,59	3	3,2	2,6	45 x 14 x 3,0	**273,99**	20 x 5	**166,83**
BA-6	0,53	3	2,8	2,3	40 x 12 x 2,7	**273,99**	20 x 5	**166,83**
BA-7	0,48	3	2,5	2,0	40 x 10 x 2,1	**301,23**	20 x 5	**166,83**
BA-8	0,43	3	2,2	1,8	36 x 10 x 2,1	**301,23**	20 x 5	**166,83**

HSS HAND TAPS AND DIES

UNx8 — 60° — p — AMERICAN thread pitch — Ref. M0 — HSS | DIN 2181 | TOL 2B — Ref. C5 — HSS | DIN 223 | TOL 2a

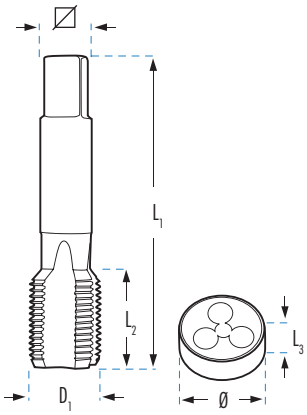

	Pcs.	D1 mm	Ø	L1 x L2 x mm	M0 €	Ø x L3 mm	C5 €
UN 1"1/8-8h.	2	28,57	25,40	138x65x17,0	**402,39**	65x25	**440,73**
UN 1"1/4-8h.	2	31,75	28,50	146x65x19,5	**521,83**	65x25	**440,73**
UN 1"3/8-8h.	2	34,92	31,75	154x76x21,0	**649,01**	65x25	**438,79**
UN 1"1/2-8h.	2	38,10	35,00	162x76x23,5	**742,74**	75x30	**496,75**
UN 1"5/8-8h.	2	41,27	38,10	170x80x25,0	**923,43**	75x30	**519,95**
UN 1"3/4-8h.	2	44,45	41,25	178x81x27,0	**1.150,84**	90x36	**693,29**
UN 1"7/8-8h.	2	47,62	44,45	186x90x29,0	**1.435,74**	90x36	**741,81**
UN 2"-8h.	2	50,80	47,63	194x90x31,5	**1.364,97**	90x36	**751,06**
UN 2"1/4-8h.	2	57,15	54,00	208x90x36,0			
UN 2"1/2-8h.	2	63,50	60,35	220x100x36,0			
UN 2"3/4-8h.	2	69,85	66,70	234X104X39,0			
UN 3"-8h.	2	76,20	73,05	248x115x49,0			

UNEF — 60° — p — AMERICAN extra fine thread — Ref. M0 — HSS | DIN 2181 | TOL 2B — Ref. C5 — HSS | DIN 223 | TOL 2a

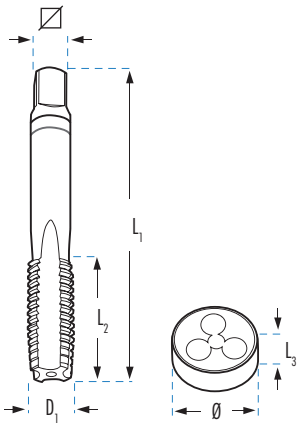

	Pcs.	D1 mm	Ø	L1 x L2 x mm	M0 €	Ø x L3 mm	C5 €
UNEF 1/4-32h.	2	6,35	5,55	65x28x4,9	**108,15**	20x7	**109,81**
UNEF 5/16-32h.	2	7,94	7,15	70x30x6,0	**120,83**	25x9	**109,81**
UNEF 3/8-32h.	2	9,52	8,70	75x33x7,0	**138,28**	30x11	**170,51**
UNEF 7/16-28h.	2	11,11	10,20	81x38x6,0	**176,02**	30x11	**170,51**
UNEF 1/2-28h.	2	12,70	11,80	86x44x7,0	**198,89**	38x10	**170,51**
UNEF 9/16-24h.	2	14,29	13,20	92x44x8,0	**162,59**	38x10	**170,51**
UNEF 5/8-24h.	2	15,87	14,80	93x47x9,0	**167,47**	45x14	**273,30**
UNEF 3/4-20h.	2	19,05	17,80	108x52x11,0	**184,31**	45x14	**273,30**
UNEF 7/8-20h.	2	22,22	20,95	120x58x13,0	**279,71**	55x16	**325,10**
UNEF 1"-20h.	2	25,40	24,20	130x65x15,0	**287,70**	55x16	**334,01**

HAND TAPS, SPECIAL APPLICATIONS

1100 N/mm²

Ref. M0MD

HSSCo 5% | DIN 352 | OX

HARD MATERIALS (< 1100 N/mm2=40HRc)

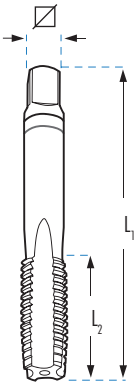

	Pcs.	Ø	L1 x L2 x mm	M0MD €
M 3 x 0,50	3	2,50	40 x 11 x 2,7	39,47
M 4 x 0,70	3	3,30	45 x 13 x 3,4	39,47
M 5 x 0,80	3	4,20	50 x 17 x 4,9	40,75
M 6 x 1,00	3	5,00	50 x 19 x 4,9	41,95
M 8 x 1,25	3	6,80	56 x 20 x 4,9	47,70
M 10 x 1,50	3	8,50	70 x 22 x 5,5	61,22
M 12 x 1,75	3	10,20	75 x 24 x 7,0	87,66
M 14 x 2,00	3	12,00	80 x 26 x 9,0	103,76
M 16 x 2,00	3	14,00	80 x 27 x 9,0	137,87
M 18 x 2,50	3	15,50	95 x 30 x 11,0	212,04
M 20 x 2,50	3	17,50	95 x 32 x 12,0	235,41

1400 N/mm²

Ref. M0C

HSS PM | TiAlSiN

VERY HARD MATERIALS (< 1400 N/mm2=44HRc)

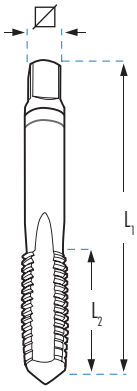

	Pcs.	Ø	L1 x L2 x mm	M0C €
M 3 x 0,50	3	2,50	40 x 11 x 2,7	85,89
M 4 x 0,70	3	3,30	45 x 13 x 3,4	92,67
M 5 x 0,80	3	4,20	50 x 17 x 4,9	93,83
M 6 x 1,00	3	5,00	50 x 19 x 4,9	93,83
M 8 x 1,25	3	6,80	56 x 20 x 4,9	105,76
M 10 x 1,50	3	8,50	70 x 22 x 5,5	130,73
M 12 x 1,75	3	10,20	75 x 24 x 7,0	158,91
M 14 x 2,00	3	12,00	80 x 26 x 9,0	190,66
M 16 x 2,00	3	14,00	80 x 27 x 9,0	233,64
M 18 x 2,50	3	15,50	95 x 30 x 11,0	323,93
M 20 x 2,50	3	17,50	95 x 32 x 12,0	356,52

Al

Ref. M0AL

HSS | BRIGHT | Al

SPECIAL FOR ALUMINIUM

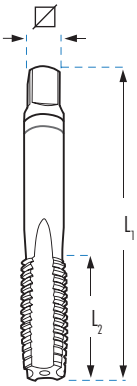

	Pcs.	Ø	L1 x L2 x mm	M0AL €
M 3 x 0,50	3	2,50	40 x 11 x 2,7	30,74
M 4 x 0,70	3	3,30	45 x 13 x 3,4	29,84
M 5 x 0,80	3	4,20	50 x 17 x 4,9	31,62
M 6 x 1,00	3	5,00	50 x 19 x 4,9	31,62
M 8 x 1,25	3	6,80	56 x 20 x 4,9	38,81
M 10 x 1,50	3	8,50	70 x 22 x 5,5	47,39
M 12 x 1,75	3	10,20	75 x 24 x 7,0	66,72
M 14 x 2,00	3	12,00	80 x 26 x 9,0	76,67
M 16 x 2,00	3	14,00	80 x 27 x 9,0	108,83
M 18 x 2,50	3	15,50	95 x 30 x 11,0	144,24
M 20 x 2,50	3	17,50	95 x 32 x 12,0	162,61

HAND TAPS AND DIES FOR STAINLESS STEEL

M **INOX**

Ref. M0T
Ref. M0X

DIN 352 | TOL 6H | TiN

Ref. C5T
Ref. C5X

DIN 223 | TOL 6g | OX

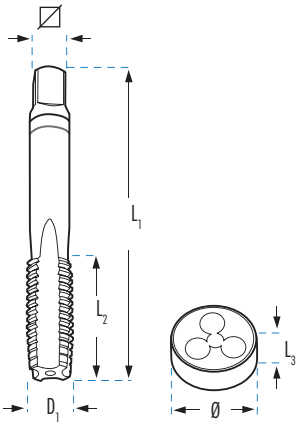

M

		Pcs.	L1 x L2 x ⊠ mm	M0T HSS TiN €	C5T HSS TiN €	M0X HSSCo OX €	C5X HSSCo OX €	Ø x L3 mm
M	3 x 0,50	3	40 x 11 x 2,70	44,01	64,71	40,59	35,15	20 x 5
M	4 x 0,70	3	45 x 13 x 3,40	46,24	64,71	40,59	35,15	20 x 5
M	5 x 0,80	3	50 x 16 x 4,90	49,06	64,71	42,26	36,85	20 x 7
M	6 x 1,00	3	50 x 19 x 4,90	49,06	64,71	42,13	37,37	20 x 7
M	8 x 1,00	2	50 x 19 x 4,90	43,13				
M	8 x 1,25	3	56 x 22 x 4,90	56,58	66,34	49,03	40,53	25 x 9
M	10 x 1,00	2	63 x 18 x 5,50	49,76				
M	10 x 1,50	3	70 x 24 x 5,50	75,35	87,10	63,08	51,43	30 x 11
M	12 x 1,50	2	70 x 20 x 7,00	63,36				
M	12 x 1,75	3	75 x 29 x 7,00	87,43	96,57	90,33	54,33	38 x 14
M	14 x 1,50	2	70 x 20 x 9,00	76,08				
M	14 x 2,00	3	80 x 30 x 9,00	105,73	96,57	100,03	54,33	38 x 14
M	16 x 2,00	3	80 x 32 x 9,00	132,78	119,01	137,09	72,94	45 x 18
M	18 x 2,50	3	95 x 40 x 11,00	164,59		187,23		
M	20 x 2,50	3	95 x 40 x 12,00	170,68		207,82		
M	22 x 2,50	3	100 x 40 x 14,50	215,91				
M	24 x 3,00	3	110 x 50 x 14,50	260,17				

HSS HEXAGONAL DIES

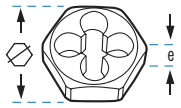

M — HSS — DIN 382

		C5HM
	x e	€
M 3 x 0,35	18 x 5	41,87
M 3 x 0,50	19 x 5	41,87
M 3,5 x 0,60	18 x 5	41,87
M 4 x 0,50	18 x 5	41,87
M 4 x 0,70	19 x 5	41,87
M 5 x 0,50	18 x 5	41,87
M 5 x 0,75	18 x 5	41,87
M 5 x 0,80	19 x 7	41,87
M 6 x 0,75	18 x 7	41,87
M 6 x 1,00	19 x 7	41,87
M 7 x 0,75	21 x 9	44,51
M 7 x 1,00	21 x 9	44,51
M 8 x 0,75	21 x 9	44,51
M 8 x 1,00	21 x 9	44,51
M 8 x 1,25	22 x 9	44,51
M 9 x 0,75	21 x 9	52,39
M 9 x 1,00	21 x 9	52,39
M 9 x 1,25	22 x 9	52,39
M 10 x 1,00	27 x 11	52,39
M 10 x 1,25	27 x 11	52,39
M 10 x 1,50	27 x 11	52,39
M 11 x 1,00	27 x 11	87,29
M 11 x 1,50	27 x 11	87,29
M 12 x 1,25	36 x 10	87,29
M 12 x 1,50	36 x 10	87,29
M 12 x 1,75	36 x 10	73,34
M 14 x 1,25	36 x 14	99,19
M 14 x 1,50	36 x 10	99,19
M 14 x 2,00	36 x 10	73,34
M 15 x 1,00	36 x 14	115,05
M 15 x 1,50	41 x 14	115,05
M 16 x 1,00	41 x 14	115,05
M 16 x 1,50	41 x 14	115,05

		C5HM
	x e	€
M 16 x 2,00	41 x 18	115,05
M 18 x 1,00	41 x 14	115,05
M 18 x 1,50	41 x 14	115,05
M 18 x 2,50	41 x 18	115,05
M 20 x 1,00	41 x 14	115,05
M 20 x 1,50	41 x 14	115,05
M 20 x 2,00	41 x 18	115,05
M 20 x 2,50	41 x 18	115,05
M 22 x 1,00	50 x 16	145,47
M 22 x 1,50	50 x 16	145,47
M 22 x 2,00	50 x 16	145,47
M 22 x 2,50	50 x 16	145,47
M 24 x 1,00	50 x 16	177,17
M 24 x 1,50	50 x 16	177,17
M 24 x 2,00	50 x 16	177,17
M 24 x 3,00	50 x 22	145,47
M 27 x 1,50	60 x 18	196,69
M 27 x 2,00	60 x 18	196,69
M 27 x 3,00	60 x 25	163,90
M 30 x 1,00	60 x 18	196,69
M 30 x 1,50	60 x 18	196,69
M 30 x 2,00	60 x 18	196,69
M 30 x 3,00	60 x 18	196,69
M 30 x 3,50	60 x 25	163,90
M 33 x 1,50	60 x 18	220,23
M 33 x 2,00	60 x 18	220,23
M 33 x 3,50	60 x 25	183,54
M 35 x 1,50	60 x 18	227,04
M 36 x 1,50	60 x 18	227,04
M 36 x 2,00	60 x 18	227,04
M 36 x 3,00	60 x 18	227,04
M 36 x 4,00	60 x 25	189,20

BSW — HSS — DIN 382

		C5HW
	x e	€
BSW 1/8 x 40h.	19 x 5	52,39
BSW 3/16 x 24h.	19 x 7	52,39
BSW 1/4 x 20h.	19 x 7	52,39
BSW 5/16 x 18h.	22 x 9	54,99
BSW 3/8 x 16h.	27 x 11	65,47
BSW 7/16 x 14h.	27 x 11	65,47
BSW 1/2 x 12h.	36 x 14	78,59

		C5HW
	x e	€
BSW 9/16 x 12h.	36 x 14	78,59
BSW 5/8 x 11h.	41 x 18	116,13
BSW 3/4 x 10h.	41 x 18	116,13
BSW 7/8 x 9h.	50 x 22	170,21
BSW 1" x 8h.	50 x 22	170,21
BSW 1.1/8 x 7h.	60 x 25	293,37

BSP (GAS) — HSS — DIN 382

		C5HG
	x e	€
G 1/8 x 28h.	27 x 11	92,20
G 1/4 x 19h.	36 x 10	92,20
G 3/8 x 19h.	41 x 14	115,30
G 1/2 x 14h.	41 x 14	115,30
G 5/8 x 14h.	50 x 16	271,47
G 3/4 x 14h.	50 x 16	271,47
G 7/8 x 14h.	60 x 18	273,88
G 1" x 11h.	60 x 18	273,88
G1.1/4 x 11h.	70 x 20	365,18
G1.1/2 x 11h.	85 x 22	616,07
G 2" x 11h.	100 x 22	927,05

UNC — HSS — DIN 382

		C5HNC
	x e	€
UNC 1/4-20h	18 x 7	38,18
UNC 5/16-18h	21 x 9	47,51
UNC 3/8-16h	27 x 11	57,35
UNC 7/16-14h	27 x 11	84,64
UNC 1/2-13h	36 x 14	84,95
UNC 9/16-12h	36 x 14	101,52
UNC 5/8-11h	41 x 18	78,65
UNC 3/4-10h	41 x 18	125,11
UNC 7/8-9h	50 x 22	177,55
UNC 1"-8h	50 x 22	177,55
UNC 1.1/8-7h	60 x 25	234,75
UNC 1.1/4-7h	60 x 25	234,75

UNF — HSS — DIN 382

		C5HNF
	x e	€
UNF 1/4-28h.	18 x 7	40,47
UNF 5/16-24h.	21 x 9	50,60
UNF 3/8-24h.	27 x 11	60,88
UNF 7/16-20h.	27 x 11	89,70
UNF 1/2-20h.	36 x 10	91,08
UNF 9/16-18h.	36 x 10	101,52
UNF 5/8-18h.	41 x 14	126,65
UNF 3/4-16h.	41 x 14	132,63
UNF 7/8-14h.	50 x 16	167,75
UNF 1"-12h.	50 x 16	175,84
UNS 1"-14h.	50 x 16	175,84
UNF 1.1/8-12h.	60 x 18	234,75
UNF 1.1/4-12h.	60 x 18	234,75

SET OF LEFT TURNING HAND TAPS AND DIES

M MF — DIN 13 — 60° — p

Ref. M0I: HSS | DIN 352 (M) | DIN 2181 (MF) | TOL 6H

Ref. C5I: HSS | DIN 223 | TOL 6g

For hard materials up to 38 HRc

LEFT

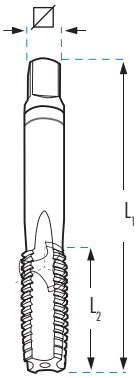

	Pcs.	Ø	L1 x L2 x ⧄ mm	M0I €	Ø x L3 mm	C5I €
M 2x0,40	3	1,60	36x9,0x2,1	81,02	16x5	68,21
M 3x0,50	3	2,50	40x11,0x2,7	45,48	25x9	62,03
M 4x0,70	3	3,30	45x13,0x3,4	45,44	25x9	62,35
M 5x0,80	3	4,20	50x16,0x4,9	48,57	25x9	61,99
M 6x1,00	3	5,00	50x19x4,9	48,57	25x9	62,03
M 7x1,00	3	6,00	50x19x4,9	59,18	25x9	65,12
M 8x1,00	2	7,00	56x18x4,9	54,59	25x9	71,97
M 8x1,25	3	6,80	56x22x4,9	59,12	25x9	65,81
M 9x1,25	3	7,80	63x22x5,5	96,86	25x9	76,50
M 10x1,50	3	8,50	70x24x5,5	72,90	38x10	88,10
M 12x1,50	2	10,50	70x20x7,0	88,07	38x10	110,42
M 12x1,75	3	10,20	75x29x7,0	102,57	38x14	95,72
M 14x1,25	2	12,80	70x20x9,0	126,20	38x10	143,22
M 14x2,00	3	12,00	80x30x9,0	113,46	38x14	94,77
M 16x1,50	2	14,50	70x20x9,0	122,12	45x14	137,15
M 16x2,00	3	14,00	80x32x9,0	162,35	45x18	128,50
M 18x2,00	2	16,00	80x22x11,0	256,80	45x14	185,60
M 18x2,50	3	15,50	95x40x11,0	214,26	45x18	128,56
M 20x2,00	2	18,00	80x22x12,0	272,00	45x14	184,63
M 20x2,50	3	17,50	95x40x12,0	240,36	45x18	126,55
M 22x2,00	2	20,00	80x22x14,5	353,48	55x16	237,89
M 22x2,50	3	19,50	100x40x14,5	320,17	55x22	190,16
M 24x2,00	2	22,00	90x22x14,5	421,50	55x16	242,40
M 24x3,00	3	21,00	110x50x14,5	381,88	55x22	190,16
M 27x2,00	2	25,00	90x22x16,0	584,15	65x18	358,26
M 27x3,00	3	24,00	110x50x16,0	482,91	65x25	288,44
M 30x3,00	2	27,00	125x56x18,0	619,28	65x25	406,62
M 30x3,50	3	26,50	125x50x18,0	621,30	65x25	289,17
M 33x2,00	2	31,00	100x25x20,0	883,41	65x18	502,28
M 33x3,50	3	29,50	125x50x20,0	780,16	65x25	294,71
M 36x3,00	2	33,00	125x33x22,0	1.426,26	65x25	346,56
M 36x4,00	3	32,00	150x53x22,0	1.004,41	65x25	300,47
M 39x3,00	2	36,00	125x33x24,0	1.233,12	75x30	542,91
M 39x4,00	3	35,00	150x53x24,0	1.123,87	75x30	457,02

Other dimensions are available on request

UNC

	Pcs.	D1 mm	Ø	L1 x L2 x ⧄ mm	M0I €	Ø x L3 mm	C5I €
UNC 1/4-20h.	3	6,35	5,10	50x19x4,9	99,75	20x7	85,37
UNC 5/16-18h.	3	7,94	6,60	56x22x4,9	113,24	25x9	87,59
UNC 3/8-16h.	3	9,52	8,00	70x24x5,5	128,83	30x11	121,79
UNC 1/2-13h.	3	12,70	10,75	75x29x7,0	193,02	38x14	125,19
UNC 5/8-11h.	3	15,87	13,50	80x32x9,0	314,27	45x18	177,59
UNC 3/4-10h.	3	19,05	16,50	95x40x11,0	428,21	45x18	177,59
UNC 1"-8h.	3	25,40	22,25	110x50x14,5	711,81	55x22	238,38

UNF

	Pcs.	D1 mm	Ø	L1 x L2 x ⧄ mm	M0I €	Ø x L3 mm	C5I €
UNF 1/4-28h.	2	6,35	5,50	50x14x4,9	66,21	25x9	79,97
UNF 5/16-24h.	2	7,94	6,90	56x22x4,9	70,88	25x9	89,26
UNF 3/8-24h.	2	9,52	8,50	63x20x5,5	81,84	38x10	121,79
UNF 1/2-20h.	2	12,70	11,50	70x22x7,0	111,12	38x10	130,17
UNF 5/8-18h.	2	15,87	14,50	70x22x9,0	187,05	45x14	177,59
UNF 3/4-16h.	2	19,05	17,50	80x22x11,0	251,24	45x14	177,59
UNS 1"-14h.	2	25,40	23,60	90x22x14,5	474,27	55x16	259,02

BSP (GAS)

	Pcs.	D1 mm	Ø	L1 x L2 x ⧄ mm	M0I €	Ø x L3 mm	C5I €
G 1/8-28h.	2	9,73	8,80	63 x 20 x 5,5	74,02	38x10	108,89
G 1/4-19h.	2	13,16	11,80	70 x 22 x 9,0	104,32	38x10	108,31
G 3/8-19h.	2	16,66	15,25	70 x 22 x 9,0	130,95	45x14	143,46
G 1/2-14h.	2	20,95	19,00	80 x 22 x 12,0	183,67	45x14	143,46
G 5/8-14h.	2	22,91	21,00	80 x 22 x 14,5	235,00	55x16	199,02
G 3/4-14h.	2	26,44	24,50	90 x 22 x 16,0	286,69	55x16	259,07
G 1"-11h.	2	33,25	30,75	100 x 25 x 20,0	454,50	65x18	311,39
G 1.1/4-11h.	2	41,91	39,50	125 x 40 x 24,0	790,40	75x20	431,41

BSW

	Pcs.	D1 mm	Ø	L1 x L2 x ⧄ mm	M0I €	Ø x L3 mm	C5I €
W 1/8-40h.	3	3,17	2,55	40x14x2,7	65,67	25x9	68,54
W 1/4-20h.	3	6,35	5,10	50x20x4,9	73,97	25x9	69,92
W 5/16-18h.	3	7,94	6,50	56x20x4,9	90,35	25x9	72,92
W 3/8-16h.	3	9,52	7,90	63x22x5,5	99,27	38x10	105,53
W 5/8-11h.	3	15,87	13,40	80x27x9,0	223,72	45x18	150,61
W 3/4-10h.	3	19,05	16,50	95x32x11,0	318,48	45x18	150,83
W 7/8-9h.	3	22,22	19,25	100x32x14,5	434,95	55x22	221,78
W 1"- 8h.	3	25,40	21,75	110x36x14,5	533,03	55x22	223,80

METRIC THREAD LEFT AND RIGHT TURNING TAP NUMBER 3

M MF | DIN 13 60° p | HSS | DIN 352 | TOL 6H

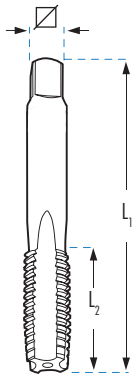

LEFT

RIGHT

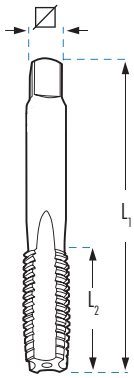

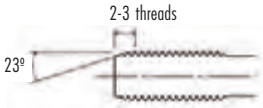

Ref. M03: Entry taper 2-3 threads.

D REDUCED SHANK

DIN 352

				M03I
	Ø		L1 x L2 x D2 x ▨ mm	€
M 3x0,50	2,50	D	40 x 11 x 3,50 x 2,70	15,16
M 4x0,70	3,30	D	45 x 13 x 4,50 x 3,40	15,15
M 5x0,80	4,20	D	50 x 16 x 6,00 x 4,90	16,19
M 6x1,00	5,00	D	50 x 19 x 6,00 x 4,90	16,19
M 7x1,00	6,00	D	50 x 19 x 6,00 x 4,90	19,73
M 8x1,25	6,75	D	56 x 22 x 6,00 x 4,90	19,71
M 10x1,50	8,50	D	70 x 24 x 7,00 x 5,50	24,30
M 12x1,75	10,20	D	75 x 29 x 9,00 x 7,00	34,19
M 14x2,00	12,00	D	80 x 30 x 11,00 x 9,00	37,82
M 16x2,00	14,00	D	80 x 32 x 12,00 x 9,00	54,12
M 18x2,50	15,50	D	95 x 40 x 14,00 x 11,00	71,42
M 20x2,50	17,50	D	95 x 40 x 16,00 x 12,00	80,12

Other dimensions are available on request

				M03
	Ø		L1 x L2 x D2 x ▨ mm	€
M 3x0,50	2,50	D	40 x 11 x 3,50 x 2,70	7,58
M 4x0,70	3,30	D	45 x 13 x 4,50 x 3,40	7,57
M 5x0,80	4,20	D	50 x 16 x 6,00 x 4,90	8,10
M 6x1,00	5,00	D	50 x 19 x 6,00 x 4,90	8,10
M 7x1,00	6,00	D	50 x 19 x 6,00 x 4,90	9,86
M 8x1,00	7,00	D	56 x 18 x 6,00 x 4,90	13,65
M 8x1,25	6,75	D	56 x 22 x 6,00 x 4,90	9,85
M 9x1,25	7,75	D	63 x 18 x 7,00 x 5,50	16,14
M 10x1,00	9,00	D	63 x 18 x 7,00 x 5,50	14,62
M 10x1,25	8,80	D	70 x 24 x 7,00 x 5,50	14,82
M 10x1,50	8,50	D	70 x 24 x 7,00 x 5,50	12,15
M 12x1,00	11,00	D	70 x 20 x 9,00 x 7,00	25,91
M 12x1,25	10,75	D	70 x 20 x 9,00 x 7,00	25,84
M 12x1,50	10,50	D	70 x 20 x 9,00 x 7,00	22,02
M 12x1,75	10,20	D	75 x 29 x 9,00 x 7,00	17,09
M 14x1,00	13,00	D	70 x 20 x 11,00 x 9,00	40,39
M 14x1,25	12,80	D	70 x 20 x 11,00 x 9,00	31,55
M 14x1,50	12,50	D	70 x 20 x 11,00 x 9,00	24,53
M 14x2,00	12,00	D	80 x 30 x 11,00 x 9,00	18,91
M 16x1,00	15,00	D	70 x 20 x 12,00 x 9,00	53,58
M 16x1,25	14,75	D	70 x 20 x 12,00 x 9,00	56,40
M 16x1,50	14,50	D	70 x 20 x 12,00 x 9,00	30,53
M 16x2,00	14,00	D	80 x 32 x 12,00 x 9,00	27,06
M 18x1,50	16,50	D	80 x 22 x 14,00 x 11,00	40,22
M 18x2,50	15,50	D	95 x 40 x 14,00 x 11,00	35,71
M 20x1,50	18,50	D	80 x 22 x 16,00 x 12,00	50,37
M 20x2,50	17,50	D	95 x 40 x 16,00 x 12,00	40,06
M 22x2,50	19,50	D	100 x 40 x 18,00 x 14,50	53,36
M 24x3,00	21,00	D	110 x 50 x 18,00 x 14,50	63,65
M 27x3,00	24,00	D	110 x 50 x 20,00 x 16,00	80,48
M 30x3,50	26,50	D	125 x 50 x 22,00 x 18,00	103,55

THREAD PITCH GAUGES

	THREAD TYPE	THREAD RANGE		GAM €
		Metric	Empire	
GAM	Metric	0,25 - 2,5		12,27
GAMW	Metric / Empire	0,25 - 6,0	62h - 4h	22,23

SET OF GUIDES FOR DIES M3-M12

CGC5
M3-M12
14,85 €

TAP EXTENSION

DIN 377

DIN 10

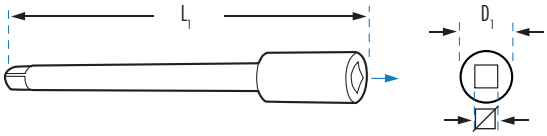

Same square dimensions in both male and female areas.

	⧄ x L1 mm	D1 mm	AL €
AL21	2,1 x 60	6,0	8,89
AL24	2,4 x 70	6,0	8,89
AL27	2,7 x 80	7,0	8,89
AL30	3,0 x 90	7,0	8,89
AL34	3,4 x 95	8,0	9,64
AL38	3,8 x 95	9,0	10,06
AL43	4,3 x 105	10,0	11,21
AL49	4,9 x 110	11,0	11,22
AL55	5,5 x 115	12,0	11,29
AL62	6,2 x 120	14,0	13,75
AL70	7,0 x 125	15,0	14,33
AL80	8,0 x 125	17,0	17,89
AL90	9,0 x 135	19,0	18,38

	⧄ x L1 mm	D1 mm	AL €
AL100	10,0 x 140	21,0	25,39
AL110	11,0 x 150	23,0	25,74
AL120	12,0 x 160	25,0	27,72
AL130	13,0 x 165	27,0	43,36
AL145	14,5 x 175	29,0	43,97
AL160	16,0 x 185	30,0	46,53
AL180	18,0 x 195	33,0	53,01
AL200	20,0 x 220	36,0	70,71
AL220	22,0 x 220	40,0	103,34
AL240	24,0 x 235	42,0	158,27
AL260	26,0 x 245	45,0	167,12
AL290	29,0 x 260	55,0	192,82
AL320	32,0 x 280	55,0	237,36

Maximum Performance 150 kg/mm²

DROP FORGED TAP HOLDERS

Ref. GAPRO

- Drop Forged Steel body.
- Tensile Strength up to 150 Kg/mm2.
- Maximum performance and lifetime.
- Accurate and tight tap holding.
- Adjusted and reinforced thread provides robust tool.
- Anti slip handle for a smooth grip.



NORM Nº	Nº 0	Nº 1	Nº 1.1/2	Nº 2	Nº 3	Nº 4	GAPRO Nº 5
■	M1-M8 2,00-5,00	M1-M10 2,00-6,30	M1-M12 2,50-7,00	M1-M12 2,50-8,00	M5-M20 4,00-13,00	M5-M27 4,00-16,00	M9-M32 5,50 -20,00
€	**22,05**	**23,30**	**24,76**	**31,29**	**44,28**	**70,80**	**149,85**

Ref. GA

- Zinc Alloy Body.
- High performance and lifetime.
- Accurate and precise grip.

NORM Nº	Nº 0	Nº 1	Nº 1.1/2	Nº 2	Nº 3	Nº 4	Nº 5	Nº 7	GA Nº 8
■	M1-M8 1,50-5,00	M1-M10 2,00-7,00	M1-M12 2,00-8,00	M4-M12 2,50-10,00	M5-M20 3,50-14,00	M9-M27 4,00-15,00	M13-M32 5,50-19,00	M22-M52 14,00-34,00	M33-M64 16,00-40,00
€	**18,53**	**19,59**	**20,81**	**26,29**	**37,20**	**59,50**	**125,93**	**248,77**	**406,43**

DIE HOLDERS WITH 5 AND 3 SCREWS

Ref. VA

DIN 225 — 5

IMPORTANT: When placing an order, please use the thicknesses mentioned below

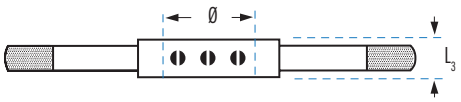

Ø x L3 mm	16x5	20x5	20x7	25x9	30x11	38x10	38x14	45x14	45x18	55x16	55x22	65x18	VA 65x25
€	**10,29**	**11,39**	**11,39**	**13,00**	**15,75**	**20,59**	**20,56**	**25,28**	**25,46**	**32,67**	**34,22**	**46,81**	**46,81**
Ø x L3 mm	75x20	75x30	90x22	90x36	105x22	105x36	120x22	120x36	130x25	130x36			
€	**106,31**	**111,28**	**134,66**	**145,08**	**200,35**	**200,35**	**521,07**	**521,07**	**541,71**	**541,71**			

Ref. VA

INCHES — 3

							VA
Ø mm	20,60	25,40	38,10	50,80	63,50	76,20	88,90
Inches	13/16"	1"	1.1/2"	2"	2.1/2"	3"	3.1/2"
€	**13,54**	**16,06**	**24,04**	**35,65**	**56,26**	**104,04**	**131,79**

NOTE: Die holders with imperial exterior Ø are now obsolete

"T" TAP WRENCHES WITH RATCHET

Ref. TC | TYPE T | SHORT SERIES

	CAPACITY mm min.-max.	For tap shanks		L1 mm	WEIGHT g	QUALITY	TC €
		DIN	ISO				
TC3B	2,6 - 5,5	M3 - 8	M3 - 6	85	180	1st Quality	**30,26**
TC4B	4,6 - 8,0	M5 - 12	M6 - 12	110	300	1st Quality	**40,89**
TC1B	2,6 - 5,5	M3 - 8	M3 - 6	85	180	2nd Quality	**22,92**
TC2B	4,6 - 8,0	M5 - 12	M6 - 12	110	300	2nd Quality	**30,74**

Ref. TL | TYPE T | LONG SERIES

	CAPACITY mm min.-max.	For tap shanks		L1 mm	WEIGHT g	QUALITY	TL €
		DIN	ISO				
TL3	2,6 - 5,5	M3 - 8	M3 - 6	250	250	1st Quality	**46,03**
TL4	4,6 - 8,0	M5 - 12	M6 - 12	300	440	1st Quality	**54,80**
TL1	2,6 - 5,5	M3 - 10	M3 - 6	250	250	2nd Quality	**36,35**
TL2	4,6 - 8,0	M5 - 12	M6 - 12	300	440	2nd Quality	**43,31**

METHACRYLATE DISPLAYS



Dimensions: 500 x 320 x 110 mm

			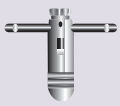	GV-01 €
GV-01	Nº 1 1/2 5 Nº 2 5	20 x 5 5 20 x 7 5 25 x 9 5 30 x 11 5 38 x 14 5	TC1 4 TC2 4	**797,07**

HAND TAPS AND DIES IN METAL CASE

M3 M12 | **HSS**

Ref. **D624**

CONTENT

					No. Items	1st Quality €	* 2nd Quality €
D624	M3 - M4 - M5 - M6 - M8 - M10 - M12	Nº 1.1/2	25 x 9	-	30	**258,27**	**234,29**

HSS DIES IN METAL CASE

M3 M12 | **HSS**

Ref. **D671**

CONTENT

					No. Items	1st Quality €	* 2nd Quality €
D671	M3 - M4 - M5 - M6 - M8 - M10 - M12	20 x 5 30 x 11	20 x 7 38 x 14	25 x 9	12	**254,76**	**215,79**
D671I (Left hand)	M3 - M4 - M5 - M6 - M8 - M10 - M12	20 x 5 30 x 11	20 x 7 38 x 14	25 x 9	12	**458,57**	**388,41**

* 2nd Quality: Die holder and tap holder in ZAMAK

HSS AND HSSCo HAND TAPS AND DIES IN METAL CASES

M3 M12 | HSS | HSSCo 5%

Ref. D621

Ref. D655

CONTENT

						No. Items	1st Quality €	**2nd Quality €
D621	M3 - M4 - M5 - M6 M8 - M10 - M12	2.5 / 3.3 / 4.2 / 5.0 6.8 / 8.5 / 10.2 mm	Nº 1 Nº 2	20 x 5 20 x 7 25 x 9 30 x 11 38 x 14	TC1	43	**517,87**	**379,58**
D652	M3 - M4 - M5 - M6 M8 - M10 - M12	2.5 / 3.3 / 4.2 / 5.0 6.8 / 8.5 / 10.2 mm	Nº 1 Nº 2	20 x 5 20 x 7 25 x 9 30 x 11 38 x 14	-	42	**501,29**	**360,46**
D662	M3-M4-M5-M6-M7 M8-M9-M10-M11-M12	-	Nº 1 Nº 2	20 x 5 20 x 7 25 x 9 30 x 11 38 x 14	TC1	48	**771,48**	**678,57**
D651	M3 - M4 - M5 - M6 M8 - M10 - M12	-	Nº 1 Nº 2	20 x 5 20 x 7 25 x 9 30 x 11 38 x 14	-	35	**395,65**	**363,99**
D655* (HSSCo)	M3 - M4 - M5 - M6 M8 - M10 - M12	2.5 / 3.3 / 4.2 / 5.0 6.8 / 8.5 / 10.2 mm	Nº 1 Nº 2	20 x 5 20 x 7 25 x 9 30 x 11 38 x 14	TC1	43	**826,14**	**726,70**
D6211 (Left hand)	M3 - M4 - M5 - M6 M8 - M10 - M12	2.5 / 3.3 / 4.2 / 5.0 6.8 / 8.5 / 10.2 mm	Nº 1 Nº 2	20 x 5 20 x 7 25 x 9 30 x 11 38 x 14	TC1	43	**932,17**	**683,24**

* HSSCo 5%

** 2nd Quality: Die holder and tap holder in ZAMAK

HSS AND HSSCo HAND TAPS AND DIES IN METAL CASES WITH GUIDES FOR DIES

M3 M12 | HSS | HSSCo 5%

Ref. **D656**

PILOT GUIDE

Ref. **D657**

PILOT GUIDE

CONTENT

				+ PILOT GUIDE		No. Items	1st Quality €	**2nd Quality €
D656	M3 - M4 - M5 - M6 M8 - M10 - M12	2.5 / 3.3 / 4.2 / 5.0 6.8 / 8.5 / 10.2 mm	Nº 1 Nº 2	20 x 5 20 x 7 25 x 9 30 x 11 38 x 14	TC1	43	**578,71**	**512,29**
D657* (HSSCo)	M3 - M4 - M5 - M6 M8 - M10 - M12	2.5 / 3.3 / 4.2 / 5.0 6.8 / 8.5 / 10.2 mm	Nº 1 Nº 2	20 x 5 20 x 7 25 x 9 30 x 11 38 x 14	TC1	43	**861,50**	**760,39**

* HSSCo 5%

** 2nd Quality: Die holder and tap holder in ZAMAK

HSS AND HSSCo HAND TAPS AND DIES IN METAL CASES

M3 M20 | M5 M20 | HSS | HSSCo 5%

Ref. **D622**

Ref. **D623**

CONTENT

					No. Items	1st Quality €	**2nd Quality €
D622 (Automotive)	M3 - M4 - M5 - M6 - M8 - M10 - M12 M14 - M16 - M18 - M20	Nº 1 Nº 3	20 x 5 20 x 7 25 x 9 30 x 11 38 x 14 45 x 18	TC1 TC2	54	**885,75**	**695,91**
D658	M3 - M4 - M5 - M6 - M8 - M10 - M12 M14 - M16 - M18 - M20	Nº 1 Nº 3	20 x 5 20 x 7 25 x 9 30 x 11 38 x 14 45 x 18	-	52	**815,98**	**629,61**
D622I (Left hand)	M3 - M4 - M5 - M6 - M8 - M10 - M12 M14 - M16 - M18 - M20	Nº 1 Nº 3	20 x 5 20 x 7 25 x 9 30 x 11 38 x 14 45 x 18	TC1 TC2	54	**1594,35**	**1.252,64**
D659* (HSSCo)	M3 - M4 - M5 - M6 - M8 - M10 - M12 M14 - M16 - M18 - M20	Nº 1 Nº 3	20 x 5 20 x 7 25 x 9 30 x 11 38 x 14 45 x 18	-	52	**1839,88**	**1.618,36**
D623	M5 - M6 - M8 - M10 - M12 M14 - M16 - M18 - M20	Nº 1 Nº 3	20 x 7 25 x 9 30 x 11 38 x 14 45 x 18	TC1 TC2	45	**928,65**	**727,04**
D663	M5 - M6 - M7 - M8 - M9 - M10 - M12 M14 - M16 - M18 - M20	Nº 1 Nº 3	20 x 7 25 x 9 30 x 11 38 x 14 45 x 18	-	51	**1.238,09**	**1.113,64**

* HSSCo 5%

** 2nd Quality: Die holder and tap holder in ZAMAK

HSS HAND TAPS AND DIES IN METAL AND WOODEN CASES

M1 M10 | M5 M12 | M3 M24 | M5 M30 | HSS

Ref. **D628**

Ref. **D626**

CONTENT

					No. Items	1st Quality €	* 2nd Quality €
D626	M1 - M1.2 - M1.4 - M1.7 - M2.0 - M2.3 M2.6 - M3 - M3.5 - M4 - M5 - M6 - M8 - M10	Nº 0 Nº 1	16 x 5 20 x 5 20 x 7 25 x 9 30 x 11	TC1	64	-	**1.158,45**
D627	M5 - M6 - M7 - M8 - M9 - M10 - M11 - M12	Nº 1 Nº 2	20 x 7 25 x 9 30 x 11 38 x 14	TC1	39	-	**865,42**
D625	M3 - M4 - M5 - M6 - M8 - M10 - M12 - M14 M16 - M18 - M20 - M22 - M24	Nº 1 Nº 4	20 x 5 20 x 7 25 x 9 30 x 11 38 x 14 45 x 18 55 x 22	-	61	**2.044,04**	**1.508,17**
D628	M5 - M6 - M8 - M10 - M12 - M14 - M16 M18 - M20 - M22 - M24 - M27- M30	Nº 1 Nº 3 Nº 5	20 x 7 25 x 9 30 x 11 38 x 14 45 x 18 55 x 22 65 x 25	-	62	-	**2.760,51**

* 2nd Quality: Die holder and tap holder in ZAMAK

HSS HAND TAPS AND DIES IN METAL CASES

MF **HSS**

Ref. **D634**

Ref. **D636**

CONTENT

					No. Items	1st Quality €	* 2nd Quality €
D634	MF 3 x 0.35 - 4 x 0.5 - 5 x 0.5 MF 6 x 0.75 - 8 x 0.75 - 8 x 1.0 MF 10 x 1.0 - 12 x 1.5	Nº 1 Nº 2	20 x 5 25 x 9 30 x 11 38 x 10	TC1	31	-	**794,00**
D635	MF 6 x 0.75 - 8 x 0.75 - 8 x 1.0 - 10 x 1.0 MF 12 x1.0 - 12 x1.5 - 14 x1.25 - 14 x1.5 MF 16 x 1.5 - 18 x 1.5 - 20 x 1.5	Nº 1 Nº 3	20 x 7 25 x 9 30 x 11 38 x 10 45 x 14	-	40	**1.295,17**	**1.231,61**
D636	MF 6 x 0.75 - 8 x 0.75 - 8 x 1.0 - 10 x 1.0 MF 12 x1.0 - 12 x1.5 - 14 x1.25 - 14 x1.5 MF 16 x1.5 - 18 x1.5 - 20 x1.5 - 22 x1.5 MF 24 x 1.5	Nº 1 Nº 4	20 x 7 25 x 9 30 x 11 38 x 10 45 x 14 55 x 16	-	47	**1.776,74**	**1.642,72**

* 2nd Quality: Die holder and tap holder in ZAMAK

HSS HAND TAPS AND DIES IN METAL CASES

BSP (GAS) — HSS



Ref. D638

CONTENT

					No. Items	1st Quality €	* 2nd Quality €
D637	G 1/8 - 1/4 - 3/8 -1/2 - 3/4 - 1"	Nº 1 Nº 3 Nº 5	30 x 11 38 x 10 45 x 14 55 x 16 65 x 18	-	26	**1.438,04**	**1.161,63**
D638	G 1/8 - 1/4 - 3/8 - 1/2 - 5/8 - 3/4 - 7/8 - 1"	Nº 1 Nº 3 Nº 5	30 x 11 38 x 10 45 x 14 55 x 16 65 x 18	-	32	**1.951,57**	**1.703,58**
D639	G 1/4 - 3/8 - 1/2 - 3/4 - 1" - 1".1/4 - 1".1/2	Nº 2 Nº 4 Nº 7	38 x 10 45 x 14 55 x 16 65 x 18 75 x 20 90 x 22	-	30	**3.600,32**	**3.037,02**

* 2nd Quality: Die holder and tap holder in ZAMAK

BSW — HSS



Ref. D640

CONTENT

					No. Items	1st Quality €	* 2nd Quality €
D640	BSW 1/8 - 3/16 - 1/4 - 5/16 - 3/8 - 7/16 - 1/2	Nº 1 Nº 2	20 x 5 20 x 7 25 x 9 30 x 11 38 x 14	TC1	36	**802,23**	**685,78**
D641	BSW 1/4 - 5/16 -3/8 - 7/16 - 1/2	Nº 1 Nº 2	20 x 7 25 x 9 30 x 11 38 x 14	TC1	27	**661,33**	**557,02**
D642	BSW 1/4 - 5/16 -3/8 - 7/16 - 1/2 -5/8 - 3/4	Nº 1 Nº 3	20 x 7 25 x 9 30 x 11 38 x 14 45 x 18	-	35	**1.183,54**	**1.079,93**
D643	BSW 1/4 - 5/16 - 3/8 - 7/16 1/2 - 5/8 - 3/4 - 7/8 - 1"	Nº 1 Nº 4	20 x 7 25 x 9 30 x 11 38 x 14 45 x 18 55 x 22	-	44	**1.673,80**	**1.469,54**
D646	BSW 1/4 - 5/16 - 3/8 - 7/16 1/2 - 5/8 - 3/4 - 7/8 - 1" - 1".1/8 1".1/4 - 1".3/8 - 1".1/2	Nº 1 Nº 3 Nº 5	20 x 7 25 x 9 30 x 11 38 x 14 45 x 18 55 x 22 65 x 25	-	62	-	**4.465,59**

* 2nd Quality: Die holder and tap holder in ZAMAK

HSS HAND TAPS AND DIES IN METAL CASES

BSF HSS



Ref. D648

CONTENT

					No. Items	1st Quality €	* 2nd Quality €
D664	BSF 1/4 - 5/16 - 3/8 - 7/ 16 - 1/2	Nº 1 Nº 2	20 x 7 25 x 9 30 x 11 38 x 10	TC1	22	**739,56**	**650,51**
D648	BSF 1/4 - 5/16 - 3/8 - 7/ 16 - 1/2 - 5/8 - 3/4	Nº 1 Nº 3	20 x 7 25 x 9 30 x 11 38 x 10 45 x 14	-	28	**1.148,09**	**1.079,93**
D665	BSF 1/4 - 5/16 - 3/8 - 7/ 16 1/2 - 5/8 - 3/4 - 7/8 - 1"	Nº 1 Nº 4	20 x 7 25 x 9 30 x 11 38 x 10 45 x 14 55 x 16	-	35	**1.948,12**	**1.713,55**

* 2nd Quality: Die holder and tap holder in ZAMAK

BSW BSF HSS



Ref. D666

CONTENT

					No. Items	1st Quality €	* 2nd Quality €
D666	BSW 1/4 - 5/16 - 3/8 - 7/ 16 - 1/2 - 5/8 - 3/4 BSF 1/4 - 5/16 - 3/8 - 7/16 - 1/2 - 5/8 - 3/4	Nº 1 Nº 3	20 x 7 25 x 9 30 x 11 38 x 14 45 x 18	-	63	**2.200,66**	**1.935,68**

* 2nd Quality: Die holder and tap holder in ZAMAK

HSS HAND TAPS AND DIES IN METAL CASES

NPT HSS

Ref. D660

CONTENT

					No. Items	1st Quality €	* 2nd Quality €
D660	NPT 1/8 - 1/4 - 3/8 - 1/2 - 3/4 - 1"	Nº1 Nº3 Nº5	30 x 11 38 x 14 45 x 18 55 x 22 65 x 25	-	20	**2.080,19**	**1.973,16**
D661	NPT 1/8 - 1/4 - 3/8 - 1/2 - 3/4 1"- 1".1/4 - 1".1/2 - 2"	Nº 2 Nº 4 Nº 7	30 x 11 38 x 14 45 x 18 55 x 22 65 x 25 75 x 30 90 x 36 105 X 36	-	29	**6.227,02**	**5.850,26**

* 2nd Quality: Die holder and tap holder in ZAMAK

UNC HSS

Ref. D650

CONTENT

					No. Items	1st Quality €	* 2nd Quality €
D650	UNC 1/4 - 5/16 - 3/8 - 7/16 - 1/2	Nº 1 Nº 2	20 x 7 25 x 9 30 x 11 38 x 14	TC1	27	**806,09**	**723,50**
D667	UNC 1/4 - 5/16 - 3/8 - 7/16 - 1/2 - 5/8 - 3/4	Nº 1 Nº 2	20 x 7 25 x 9 30 x 11 38 x 14 45 x 18	-	35	**1.298,75**	**1.142,36**
D654	UNC 1/4 - 5/16 - 3/8 - 7/16 1/2 - 5/8 - 3/4 - 7/8 - 1"	Nº 1 Nº 4	20 x 7 25 x 9 30 x 11 38 x 14 45 x 18 55 x 22	-	44	**2.095,65**	**1.961,26**
D668	UNC 1/4 - 5/16 - 3/8 - 7/16 - 1/2 - 5/8 - 3/4 7/8 - 1" - 1.1/8 -1".1/4 - 1".3/8 - 1".1/2"	Nº 1 Nº 3 Nº 6	20 x 7 25 x 9 30 x 11 38 x 14 45 x 18 55 x 22 65 x 25	-	62	**4.906,35**	**4.315,59**

* 2nd Quality: Die holder and tap holder in ZAMAK

HSS HAND TAPS AND DIES IN METAL CASES

UNF HSS

Ref. D644

CONTENT

					No. Items	1st Quality €	* 2nd Quality €
D644	UNF 1/4 - 5/16 - 3/8 - 7/16 - 1/2	Nº 1 Nº 2	20 x 7 25 x 9 30 x 11 38 x 10	TC1	22	**631,65**	**547,58**
D669	UNF 1/4-5/16 -3/8 -7/16 -1/2 -5/8 -3/4	Nº 1 Nº 3	20 x 7 25 x 9 30 x 11 38 x 10 45 x 14	-	28	**1.190,50**	**1.047,16**
D645	UNF 1/4 - 5/16 - 3/8 - 7/16 - 1/2 - 5/8 3/4 - 7/8 - 1"	Nº 1 Nº 4	20 x 7 25 x 9 30 x 11 38 x 10 45 x 14 55 x 16	-	34	**1.459,80**	**1.323,60**

* 2nd Quality: Die holder and tap holder in ZAMAK

UNC UNF HSS



Ref. D670

CONTENT

					No. Items	1st Quality €	* 2nd Quality €
D670	UNC 1/4 - 5/16 - 3/8 - 7/16 - 1/2 - 5/8 - 3/4 UNF 1/4 - 5/16 - 3/8 - 7/16 - 1/2 - 5/8 - 3/4	Nº 1 Nº 3	20 x 7 25 x 9 30 x 11 38 x 14 45 x 18	-	35	**2.200,66**	**1.935,68**

* 2nd Quality: Die holder and tap holder in ZAMAK

HSS & TIN COATED HAND TAPS SETS IN METAL BOXES

Ref. JMB0

Ref. JMB2

Ref. JMBT2

CONTENT

					HSS €		TiN* €
JMB2	M3 - M4 - M5 - M6 M8 - M10 - M12	-	-	-	204,49	JMBT2	406,02
JMB0	M3 - M4 - M5 - M6 M8 - M10 - M12	2.5 / 3.3 / 4.2 / 5.0 6.8 / 8.5 / 10.2 mm	-	-	233,25	JMBT0	455,63
JMB1	M3 - M4 - M5 - M6 M8 - M10 - M12	2.5 / 3.3 / 4.2 / 5.0 6.8 / 8.5 / 10.2 mm	Nº 1.1/2	-	251,04	JMBT1	390,43
JMB5	M3 - M4 - M5 - M6 M8 - M10 - M12	2.5 / 3.3 / 4.2 / 5.0 6.8 / 8.5 / 10.2 mm	Nº 1.1/2	TC1	266,64	JMBT5	409,11
JMBI2 (Left hand)	M3 - M4 - M5 - M6 M8 - M10 - M12	-	-	-	368,07	JMBIT2	730,83
JMBI0 (Left hand)	M3 - M4 - M5 - M6 M8 - M10 - M12	2.5 / 3.3 / 4.2 / 5.0 6.8 / 8.5 / 10.2 mm	-	-	419,86	JMBIT0	820,14
JMBI1 (Left hand)	M3 - M4 - M5 - M6 M8 - M10 - M12	2.5 / 3.3 / 4.2 / 5.0 6.8 / 8.5 / 10.2 mm	Nº 1.1/2	-	451,88	JMBIT1	702,78

HSS AND TIN COATED BOTTOMING TAPS IN METAL BOXES

Ref. JMB3

Ref. JMB4

CONTENT

3º					HSS €		TiN* €
JMB3	M3 - M4 - M5 - M6 M8 - M10 - M12	-	-	-	93,87	JMBT3	117,55
JMB4	M3 - M4 - M5 - M6 M8 - M10 - M12	2.5 / 3.3 / 4.2 / 5.0 6.8 / 8.5 / 10.2 mm	-	-	116,83	JMBT4	155,29
JMB7	M3 - M4 - M5 - M6 M8 - M10 - M12	2.5 / 3.3 / 4.2 / 5.0 6.8 / 8.5 / 10.2 mm	Nº 1.1/2	-	133,69	JMBT7	215,41
JMB6	M3 - M4 - M5 - M6 M8 - M10 - M12	2.5 / 3.3 / 4.2 / 5.0 6.8 / 8.5 / 10.2 mm	Nº 1.1/2	TC1	144,77	JMBT6	229,60
JMBI3 (Left hand)	M3 - M4 - M5 - M6 M8 - M10 - M12	-	-	-	168,97	JMBIT3	211,60
JMBI4 (Left hand)	M3 - M4 - M5 - M6 M8 - M10 - M12	2.5 / 3.3 / 4.2 / 5.0 6.8 / 8.5 / 10.2 mm	-	-	210,30	JMBIT4	279,53

* TiN

HSSCo HAND TAPS IN METAL BOXES

HSSCo 5%

Ref. JMBX0

CONTENT

INOX	MOX	HSSCo			€
JMBX0	M3 - M4 - M5 - M6 M8 - M10 - M12	2.5 / 3.3 / 4.2 / 5.0 6.8 / 8.5 / 10.2 mm	-	-	322,33
JMBX1	M3 - M4 - M5 - M6 M8 - M10 - M12	2.5 / 3.3 / 4.2 / 5.0 6.8 / 8.5 / 10.2 mm	Nº 1.1/2	-	339,23
JMBX2	M3 - M4 - M5 - M6 M8 - M10 - M12	-	-	-	304,80

CONTENT

1100 N/mm²	MOMD	HSSCo			€
JMBMD0	M3 - M4 - M5 - M6 M8 - M10 - M12	2.5 / 3.3 / 4.2 / 5.0 6.8 / 8.5 / 10.2 mm	-	-	336,62
JMBMD1	M3 - M4 - M5 - M6 M8 - M10 - M12	2.5 / 3.3 / 4.2 / 5.0 6.8 / 8.5 / 10.2 mm	Nº 1.1/2	-	354,13
JMBMD2	M3 - M4 - M5 - M6 M8 - M10 - M12	-	-	-	320,88

HSS DIES IN METAL BOXES

Ref. C5B3

CONTENT

		HSS €
C5B3	M3 - M4 - M5 - M6 - M8 - M10 - M12	244,31
C5B3I (Left hand)	M3 - M4 - M5 - M6 - M8 - M10 - M12	439,75

BROKEN TAP EXTRACTOR FOR STRAIGHT FLUTE TAPS (WITHOUT HELIX)

SINGLE EXTRACTORS

TAP EXTRACTOR SIZE Ø		HAND TAPS	MACHINE TAPS	€/ Unit
BSW UNC	M			COMPLETE EXTRACTOR
--	M3		W10043	**46,59**
1/8	M3,2		W10053	**46,59**
--	M3,5		W10063	**46,59**
5/32	M4		W10083	**46,59**
3/16	M5		W10103	**46,59**
--	M5,5	W10124	W10123	**46,59**
1/4	M6		W10253	**47,96**
5/16	M8	W10314	W10313	**50,25**
--	M9	W10374	W10373	**49,78**
3/8	M10	W10404	W10373	**49,78**
7/16	M11	W10434	W10433	**52,55**
1/2	M12	W10504	W10503	**56,19**
9/16	M14	W10564	W10563	**77,65**
5/8	M16	W10624	W10623	**84,51**
--	M18	W10684	W10753	**104,71**
3/4	M20	W10754	W10753	**104,71**
7/8	M22	W10874	W10873	**114,58**
1"	M25	W11004	W11003	**127,77**

SPARE HOLDER

HAND TAPS	MACHINE TAPS	€/ Unit
		EXTRA HOLDER
	W12043	**2,48**
	W12053	**2,48**
	W12063	**2,48**
	W12083	**2,48**
	W12103	**3,70**
	W12123	**3,70**
	W12253	**4,51**
W12314	W12313	**5,09**
W12374		**5,09**
W12404	W12373	**5,25**
W12434	W12433	**5,34**
W12504	W12503	**6,72**
W12564	W12563	**7,49**
W12624	W12623	**9,58**
W12684		**9,58**
W12754	W12753	**10,14**
W12874	W12873	**13,13**
W13004	W13003	**21,86**

3 SIMPLE STEPS FOR REMOVING BROKEN TAPS WITH STRAIGHT FLUTES

Thoroughly remove all chips of the broken tap. Insert the extractors fingers into the flutes of the broken tap, pushing them gently but firmly into position.

Push the holder down until it touches the broken tap. Slide the sleeve down until it touches the work piece.

Apply a tap wrench to the square end of the holder. Twist forward & backwards a few times to loosen, then back out the broken tap.

BROKEN TAP EXTRACTORS SETS FOR STRAIGHT FLUTES TAPS

	NUMBER OF FLUTES	SIZES INCLUDED FOR MACHINE & HAND TAPS: 3 AND 4 FLUTES	
W180013	3	M5- M6- M8- M10- M11- M12	**322,98**
W180014	4	3/16 - 1/4 - 5/16 - 3/8 - 7/16 - 1/12	
W180023	3	M6- M8 -M10- M11- M12- M16	**363,37**
W180024	4	1/4 - 5/16 - 3/8 - 7/16 - 1/12 - 5/8	
W180153	3	M3- M3,2- M3,5- M4-M5- M5,50- M6- M8	**1.016,43**
W180154	4	M9- M10- M12- M16- M18- M22- M25	

HSSCo MACHINE TAPS

M MF | DIN 13 60° p | **HSSCo 5%** | **TOL 6H**

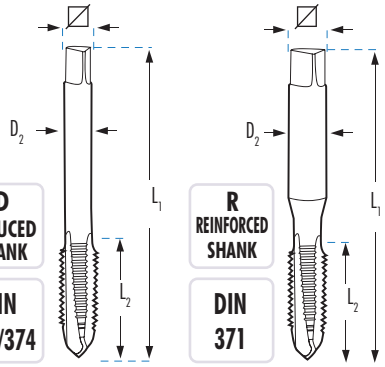

D REDUCED SHANK — **DIN 376/374**

R REINFORCED SHANK — **DIN 371**

Vc 12 m/min

			L1 x L2 x D2 x ⧄ mm	M1D C FORM €	M2D B FORM €	M3D 15° €	M4D 35° €	M1R C FORM €	M2R B FORM €	M3R 15° €	M4R 35° €
M 1x0,25	**0,75**	R	40 x 5,5 x 2,5 x 2,1					45,51			
M 1,1x0,25	0,85	R	40 x 6 x 2,5 x 2,1					44,27			
M 1,2x0,25	0,95	R	40 x 6 x 2,5 x 2,1					40,44			
M 1,4x0,30	1,10	R	40 x 7 x 2,5 x 2,1					40,44			
M 1,6x0,35	1,25	R	40 x 8 x 2,5 x 2,1					39,71			
M 1,7x0,35	1,35	R	40 x 8 x 2,5 x 2,1					38,24			
M 1,8x0,35	1,45	R	40 x 8 x 2,5 x 2,1					37,30			
M 2x0,40	**1,60**	R	40 x 8 x 2,8 x 2,1					17,96	19,90	22,25	22,67
M 2,2x0,45	1,75	R	40 x 9 x 2,8 x 2,1					19,41			
M 2,3x0,40	1,90	R	40 x 9 x 2,8 x 2,1					17,88			
M 2,5x0,45	2,05	R	50 x 9 x 2,8 x 2,1					17,96	19,90	31,28	22,67
M 2,6x0,45	2,10	R	50 x 9 x 2,8 x 2,1					17,99	20,25		37,68
M 3x0,50	**2,50**	R D	56 x 11 x 3,5 x 2,7 56 x 11 x 2,2 x 1,8	11,90	12,88	17,93	15,46	11,90*	12,09	17,58	15,84
M 3x0,60	2,40	R	56 x 11 x 3,5 x 2,7					21,15	23,08		30,48
M 3,5x0,60	2,90	R D	56 x 12 x 4,0 x 3,0 56 x 12 x 2,5 x 2,1					17,29	18,00	23,25	21,82
M 3,5x0,75	2,75	R	56 x 12 x 4,0 x 3,0					22,86			
M 4x0,50	3,50	R D	63 x 13 x 4,5 x 3,4 63 x 13 x 2,8 x 2,1	26,05	28,69		30,33	24,90	27,70		32,07
M 4x0,70	**3,30**	R D	63 x 13 x 4,5 x 3,4 63 x 13 x 2,8 x 2,1	12,11	13,02	19,23	15,31	13,53*	12,77	17,35	15,86
M 4x0,75	3,25	R	63 x 13 x 4,5 x 3,4					18,93	20,21		
M 4x0,80	3,20	R	63 x 13 x 4,5 x 3,4					100,49			
M 4,5x0,50	4,00	R	70 x 14 x 6,0 x 4,9						32,22		
M 4,5x0,75	3,75	R	70 x 14 x 6,0 x 4,9					23,36	25,73		
M 5x0,50	4,50	R D	70 x 14 x 6,0 x 4,9 70 x 11 x 3,5 x 2,7	26,83	29,47		30,67	25,64	28,46		34,21
M 5x0,75	4,50	R D	74 x 14 x 6,0 x 4,9 70 x 16 x 3,5 x 2,7					23,00	26,97		33,99
M 5x0,80	**4,20**	R D	70 x 16 x 6,0 x 4,9 70 x 16 x 3,5 x 2,7	12,11	13,09	18,43	14,70	12,12*	12,79	16,64	15,20
M 5x0,90	4,10	R D	70 x 15 x 6,0 x 4,9 70 x 16 x 3,5 x 2,7					20,00	25,77		
M 5x1,00	4,00	R	72 x 17 x 6,0 x 4,9					53,57			
M 5,5x0,90	4,60	R	80 x 17 x 6,0 x 4,9					53,57			
M 6x0,50	5,50	R D	80 x 17 x 6,0 x 4,9 80 x 13 x 4,5 x 3,4	31,76	38,94		49,14	33,57			
M 6x0,75	5,25	R D	80 x 13 x 6,0 x 4,9 80 x 13 x 4,5 x 3,4	20,93	24,23		28,30	21,75	25,34		30,43
M 6x1,00	**5,00**	R D	80 x 19 x 6,0 x 4,9 80 x 19 x 4,5 x 3,4	13,81	14,34	19,28	16,12	13,79*	14,03	18,26	16,67

* Check the price of left hand taps available in page 215.

* Vc: Cutting Speed (m/min)

HSSCo MACHINE TAPS

M MF | DIN 13 60° p | HSSCo 5% | TOL 6H | D REDUCED SHANK | DIN 376/374 | Vc 12 m/min | R REINFORCED SHANK | DIN 371

					M1D	M2D	M3D	M4D	M1R	M2R	M3R	M4R
		Ø		L1 x L2 x D2 x ▨ mm	C FORM €	B FORM €	15° €	35° €	C FORM €	B FORM €	15° €	35° €
M	6x1,25	4,75	R	80 x 17 x 6,0 x 4,9					52,66			
M	7x0,75	6,25	D	80 x 13 x 5,5 x 4,3	26,94	29,88		36,91				
M	**7x1,00**	6,00	R D	80 x 19 x 7,0 x 5,5 80 x 19 x 5,5 x 4,3	18,57	21,47	23,19	22,32	17,88 *	20,87	23,60	23,36
M	8x0,50	7,50	D	80 x 13 x 6 x 4,9	36,24							
M	8x0,75	7,25	D	80 x 13 x 6 x 4,9	26,25	32,19		39,92				
M	8x1,00	7,00	D	90 x 20 x 6 x 4,9	21,47	24,64	29,53	27,30				
M	**8x1,25**	6,80	R D	90 x 22 x 8 x 6,2 90 x 22 x 6 x 4,9	15,49	16,18	21,95	18,82	15,58 *	15,59	21,02	19,05
M	8x1,50	6,50	D	90 x 20 x 6 x 4,9	106,20							
M	9x1,00	8,00	D	90 x 20 x 7 x 5,5	32,47	34,71		36,89				
M	**9x1,25**	7,80	R D	90 x 22 x 9 x 7,0 90 x 22 x 7 x 5,5	26,09	27,42	33,20	32,46	25,84	26,18	33,47	33,39
M	10x0,50	9,50	D	90 x 20 x 7 x 5,5	105,22							
M	10x0,75	9,25	D	90 x 16 x 7 x 5,5	41,62	41,71		50,79				
M	10x1,00	9,00	D	90 x 16 x 7 x 5,5	23,77	27,38	34,86	33,21				
M	10x1,25	8,80	D	100 x 22 x 7 x 5,5	27,22	32,74	38,00	36,19				
M	**10x1,50**	8,50	R D	100 x 24 x 10 x 8,0 100 x 24 x 7 x 5,5	17,50	19,57	26,09	22,55	17,66 *	19,20	24,14	22,55
M	11x1,00	10,00	D	90 x 20 x 8 x 6,2	42,61	44,01	111,26	101,24				
M	11x1,25	9,75	D	100 x 22 x 8 x 6,2	40,77	45,30	111,26	90,37				
M	**11x1,50**	9,50	D	100 x 24 x 8 x 6,2	33,05	38,00	81,12	73,78				
M	12x0,75	11,25	D	100 x 22 x 9 x 7,0	62,43							
M	12x1,00	11,00	D	100 x 22 x 9 x 7,0	32,33	37,00	43,01	42,55				
M	12x1,25	10,75	D	100 x 22 x 9 x 7,0	32,73	36,35	41,18	40,73				
M	12x1,50	10,50	D	100 x 22 x 9 x 7,0	29,25*	32,42	39,60	39,18				
M	**12x1,75**	10,20	D	110 x 28 x 9 x 7,0	21,08*	24,44	33,37	28,76				
M	13x0,75	12,25	D	100 x 22 x 11 x 9,0	108,97							
M	13x1,00	12,00	D	100 x 22 x 11 x 9,0	57,71	65,34						
M	13x1,25	11,75	D	100 x 22 x 11 x 9,0	57,71	65,34						
M	13x1,50	11,50	D	100 x 22 x 11 x 9,0	57,71	65,34						
M	**13x1,75**	11,25	D	100 x 28 x 11 x 9,0	57,30	65,34						
M	14x0,75	13,25	D	100 x 22 x 11 x 9,0	108,97							
M	14x1,00	13,00	D	100 x 22 x 11 x 9,0	52,04	57,25	66,31	65,75				
M	14x1,25	12,80	D	100 x 22 x 11 x 9,0	44,29	48,34	60,82	57,94				
M	14x1,50	12,50	D	100 x 22 x 11 x 9,0	34,84*	38,39	47,96	45,69				
M	**14x2,00**	12,00	D	110 x 30 x 11 x 9,0	34,61*	38,45	44,56	44,56				
M	15x1,00	14,00	D	100 x 22 x 12 x 9,0	66,18	70,07		89,22				
M	15x1,25	13,75	D	100 x 22 x 12 x 9,0	70,89	76,77						
M	15x1,50	13,50	D	100 x 22 x 12 x 9,0	56,66	64,62	165,08	133,91				
M	**15x2,00**	13,00	D	110 x 30 x 12 x 9,0	69,35	76,32						
M	16x1,00	15,00	D	100 x 22 x 12 x 9,0	62,38	66,18	92,84	90,14				
M	16x1,25	14,75	D	100 x 22 x 12 x 9,0	66,75	73,37	103,25	99,98				
M	16x1,50	14,50	D	100 x 22 x 12 x 9,0	41,19*	48,00	59,77	56,94				
M	**16x2,00**	14,00	D	110 x 32 x 12 x 9,0	40,73*	44,98	53,83	53,83				
M	17x1,00	16,00	D	100 x 22 x 12 x 9,0	124,11							
M	17x1,25	15,75	D	100 x 22 x 12 x 9,0	124,11							
M	17x1,50	15,50	D	100 x 22 x 12 x 9,0	124,11							
M	18x1,00	17,00	D	110 x 25 x 14 x 11,0	69,86	76,78		110,30				
M	18x1,25	16,75	D	110 x 25 x 14 x 11,0	86,58							
M	18x1,50	16,50	D	110 x 25 x 14 x 11,0	54,54*	60,02	73,45	71,46				
M	18x2,00	16,00	D	125 x 30 x 14 x 11,0	76,97	85,29	145,34	129,72				

* Check the price of left hand taps available in page 215.

* Vc: Cutting Speed (m/min)

HSSCo MACHINE TAPS

M MF | DIN 13 60° P | **HSSCo 5%** | **TOL 6H** | **D REDUCED SHANK** | **DIN 376/374**

Vc 12 m/min

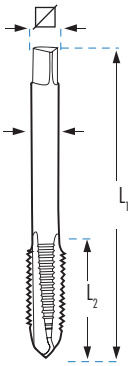

D REDUCED SHANK

DIN 376/374

	Ø		L1 x L2 x D2 x ⧄ mm	M1D C FORM €	M2D B FORM €	M3D 15° €	M4D 35° €
M 18x2,50	**15,50**	D	125 x 34 x 14 x 11,0	**58,60** *	**64,07**	**72,48**	**69,80**
M 19x1,00	18,00	D	110 x 22 x 14 x 11,0	**163,07**			
M 19x1,25	17,75	D	110 x 25 x 14 x 11,0	**167,70**			
M 19x1,50	17,50	D	110 x 25 x 14 x 11,0	**160,06**			
M 20x1,00	19,00	D	125 x 25 x 16 x 12,0	**92,22**	**102,41**		**117,81**
M 20x1,25	18,75	D	125 x 25 x 16 x 12,0	**163,07**			
M 20x1,50	18,50	D	125 x 25 x 16 x 12,0	**61,77** *	**67,88**	**82,55**	**81,64**
M 20x2,00	18,00	D	140 x 32 x 16 x 12,0	**80,96**	**89,01**		**105,09**
M 20x2,50	**17,50**	D	140 x 34 x 16 x 12,0	**62,38** *	**69,17**	**77,35**	**77,36**
M 21x1,00	20,00	D	125 x 25 x 16 x 12,0	**236,76**			
M 21x1,25	19,75	D	125 x 25 x 16 x 12,0	**236,76**			
M 21x1,50	19,50	D	125 x 25 x 16 x 12,0	**226,11**			
M 22x1,00	21,00	D	125 x 25 x 18 x 14,5	**103,38**	**109,73**		**151,82**
M 22x1,25	20,75	D	125 x 25 x 18 x 14,5	**163,07**			
M 22x1,50	20,50	D	125 x 25 x 18 x 14,5	**74,35**	**81,78**	**90,55**	**85,20**
M 22x2,00	20,00	D	140 x 32 x 18 x 14,5	**103,38**	**113,70**		**151,82**
M 22x2,50	**19,50**	D	140 x 34 x 18 x 14,5	**75,48** *	**83,02**	**91,76**	**90,80**
M 23x1,00	22,00	D	125 x 25 x 18 x 14,5	**230,18**			
M 23x1,50	21,50	D	125 x 25 x 18 x 14,5	**230,18**			
M 24x1,00	23,00	D	140 x 25 x 18 x 14,5	**112,65**	**136,66**		**160,41**
M 24x1,25	22,75	D	140 x 25 x 18 x 14,5	**236,76**			
M 24x1,50	22,50	D	140 x 28 x 18 x 14,5	**91,44**	**100,54**	**121,03**	**115,29**
M 24x2,00	22,00	D	140 x 28 x 18 x 14,5	**116,67** *	**127,11**		**137,16**
M 24x3,00	**21,00**	D	160 x 38 x 18 x 14,5	**90,36** *	**98,90**	**110,59**	**110,37**
M 25x1,00	24,00	D	140 x 28 x 18 x 14,5	**218,39**			
M 25x1,25	23,75	D	140 x 28 x 18 x 14,5	**345,09**			
M 25x1,50	23,50	D	140 x 28 x 18 x 14,5	**142,28**	**150,58**		
M 25x2,00	23,00	D	140 x 28 x 18 x 14,5	**306,26**	**336,90**		
M 26x1,00	25,00	D	140 x 28 x 18 x 14,5	**169,55**			
M 26x1,50	24,50	D	140 x 28 x 18 x 14,5	**123,31**	**129,26**	**226,74**	**199,38**
M 26x2,00	24,00	D	140 x 28 x 18 x 14,5	**238,83**	**262,72**		**288,56**
M 27x1,00	26,00	D	140 x 28 x 20 x 16,0	**151,86**	**196,08**		
M 27x1,50	25,50	D	140 x 28 x 20 x 16,0	**134,64**	**142,63**	**329,52**	**297,12**
M 27x2,00	25,00	D	140 x 28 x 20 x 16,0	**166,54** *	**176,22**		

* Check the price of left hand taps available in page 215.

* Vc: Cutting Speed (m/min)

HSSCo MACHINE TAPS

M MF | DIN 13 60° P | **HSSCo 5%** | **TOL 6H** | **D REDUCED SHANK** | **DIN 376/374** | Vc 12 m/min

				M1D C FORM €	M2D B FORM €	M3D 15° €	M4D 35° €
M	27x3,00	24,00	D 160 x 36 x 20 x 16	112,80 *	123,70	136,06	135,80
M	28x1,00	27,00	D 140 x 28 x 20 x 16	306,26			
M	28x1,50	26,50	D 140 x 28 x 20 x 16	134,64	147,82	171,60	154,93
M	28x2,00	26,00	D 140 x 28 x 20 x 16	164,26	185,51	202,23	198,87
M	30x1,00	29,00	D 150 x 28 x 22 x 18	172,21	199,13		232,17
M	30x1,50	28,50	D 150 x 28 x 22 x 18	140,34	154,42	186,09	177,24
M	30x2,00	28,00	D 150 x 28 x 22 x 18	173,71 *	184,37		255,11
M	30x3,50	26,50	D 180 x 40 x 22 x 18	144,55 *	158,93	174,38	174,02
M	32x1,00	31,00	D 150 x 28 x 22 x 18	408,38	433,63		
M	32x1,50	30,50	D 150 x 28 x 22 x 18	177,58	194,96	229,28	
M	32x2,00	30,00	D 150 x 28 x 22 x 18	218,20	334,11		
M	33x1,00	32,00	D 160 x 30 x 25 x 20	376,11			
M	33x1,50	31,50	D 160 x 30 x 25 x 20	200,07	212,19		246,97
M	33x2,00	31,00	D 160 x 30 x 25 x 20	327,90	335,17		409,00
M	33x3,50	29,50	D 180 x 40 x 25 x 20	173,71 *	199,88		221,70
M	34x1,50	32,50	D 170 x 30 x 28 x 22	222,82	236,04		
M	34x2,00	32,00	D 160 x 30 x 28 x 22	468,60			
M	35x1,50	33,50	D 170 x 30 x 28 x 22	234,99	258,48		282,66
M	35x2,00	33,00	D 170 x 30 x 28 x 22	432,41	476,03		
M	36x1,50	34,50	D 170 x 30 x 28 x 22	214,57	253,67		307,06
M	36x2,00	34,00	D 170 x 30 x 28 x 22	289,81	301,25		
M	36x3,00	33,00	D 200 x 50 x 28 x 22	332,50	345,58		444,41
M	36x4,00	32,00	D 200 x 50 x 28 x 22	227,99 *	244,25	283,71	271,46
M	38x1,50	36,50	D 170 x 30 x 28 x 22	228,74	257,73		
M	38x2,00	36,00	D 170 x 32 x 28 x 22	486,19	534,84		
M	39x1,50	37,50	D 170 x 32 x 32 x 24	359,45			
M	39x2,00	37,00	D 170 x 32 x 32 x 24	359,45			
M	39x3,00	36,00	D 200 x 47 x 32 x 24	469,40			
M	39x4,00	35,00	D 200 x 50 x 32 x 24	273,53	284,33		350,60
M	40x1,50	38,50	D 170 x 30 x 32 x 24	299,09	329,21		
M	40x2,00	38,00	D 170 x 30 x 32 x 24	360,39			
M	40x3,00	37,00	D 200 x 47 x 32 x 24	353,35	421,56		
M	42x1,50	40,50	D 170 x 30 x 32 x 24	326,35	318,95		
M	42x2,00	40,00	D 170 x 30 x 32 x 24	412,28			
M	42x3,00	39,00	D 200 x 45 x 32 x 24	412,28	493,71		
M	42x4,50	37,50	D 200 x 56 x 32 x 24	351,73	365,51		390,84
M	45x1,50	43,50	D 180 x 32 x 36 x 29	389,78	428,72		
M	45x2,00	43,00	D 180 x 32 x 36 x 29	477,38			
M	45x3,00	42,00	D 200 x 47 x 36 x 29	477,38			
M	45x4,50	40,50	D 220 x 58 x 36 x 29	384,21	422,60		
M	48x1,50	46,50	D 190 x 32 x 36 x 29	384,21			
M	48x2,00	46,00	D 190 x 32 x 36 x 29	620,81			
M	48x3,00	45,00	D 220 x 52 x 36 x 29	578,50			
M	48x5,00	43,00	D 250 x 65 x 36 x 29	472,47	519,69		
M	50x1,50	48,50	D 190 x 32 x 36 x 29	465,66			
M	52x1,50	50,50	D 190 x 32 x 40 x 32	454,90			
M	52x2,00	50,00	D 190 x 32 x 40 x 32	719,89			
M	52x3,00	49,00	D 225 x 50 x 40 x 32	739,85			
M	52x5,00	47,00	D 250 x 65 x 40 x 32	483,87	598,70		

* Check the price of left hand taps available in page 215.

* Vc: Cutting Speed (m/min)

HSSCo MACHINE TAPS

UNC | 60° | p | **HSSCo 5%** | **TOL 2B**

Vc 12 m/min

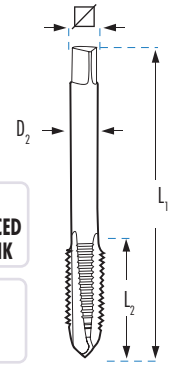

D REDUCED SHANK

DIN 376

Up to 5/16-18h

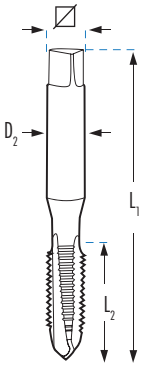

R REINFORCED SHANK

DIN 371

	D1 mm	Ø		L1 x L2 x D2 x ▱ mm	M1R C FORM €	M2R B FORM €	M4R 35° €
UNC nº 4-40h	2,84	2,25	R	56 x 11 x 3,5 x 2,7	26,92	32,01	36,53
UNC nº 5-40h	3,17	2,60	R	56 x 11 x 3,5 x 2,7	27,90	33,47	36,53
UNC nº 6-32h	3,50	2,75	R	56 x 12 x 4,0 x 3,0	26,55	31,91	36,37
UNC nº 8-32h	4,17	3,50	R	63 x 13 x 4,5 x 3,4	26,55	31,91	34,79
UNC nº10-24h	4,83	3,90	R	70 x 15 x 6,0 x 4,9	27,90	33,47	38,21
UNC nº12-24h	5,49	4,50	R	80 x 16 x 6,0 x 4,9	29,27	33,47	35,07
UNC 1/4-20h	6,35	5,10	R	80 x 17 x 7,0 x 5,5	26,08	28,43	32,81
UNC 5/16-18h	7,94	6,60	R	90 x 20 x 8,0 x 6,2	29,52	32,54	37,05

REDUCED SHANK STANDARD PITCH					M1D	M2D	M4D
UNC 3/8-16h	9,52	8,00	D	100 x 22 x 7,0 x 5,5	33,65	35,29	39,66
UNC 7/16-14h	11,11	9,40	D	100 x 22 x 8,0 x 6,2	46,32	46,47	58,12
UNC 1/2-13h	12,70	10,75	D	110 x 24 x 9,0 x 7,0	50,26	55,69	63,57
UNC 9/16-12h	14,28	12,20	D	110 x 26 x 11,0 x 9,0	69,09	75,86	86,30
UNC 5/8-11h	15,87	13,50	D	110 x 27 x 12,0 x 9,0	67,13	73,88	83,93
UNC 3/4-10h	19,05	16,50	D	125 x 30 x 14,0 x 11,0	88,87	97,70	111,16
UNC 7/8-9h	22,22	19,50	D	140 x 32 x 18,0 x 14,5	116,94	128,48	173,94
UNC 1"-8h	25,40	22,25	D	160 x 36 x 18,0 x 14,5	154,52	168,80	218,20
UNC 1.1/8-7h	28,57	25,00	D	180 x 40 x 22,0 x 18,0	201,83		243,80
UNC 1.1/4-7h	31,75	28,00	D	180 x 40 x 22,0 x 18,0	236,57		311,89
UNC 1.3/8-6h	34,92	30,75	D	200 x 50 x 28,0 x 22,0	352,86		
UNC 1.1/2-6h	38,10	34,00	D	200 x 50 x 32,0 x 24,0	400,72		

* Vc: Cutting Speed (m/min)

HSSCo MACHINE TAPS

UNF | 60° p | **HSSCo 5%** | **TOL 2B**

Vc 12 m/min

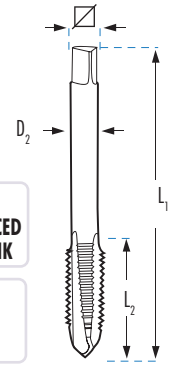

D REDUCED SHANK

DIN 376

Up to 5/16-18h

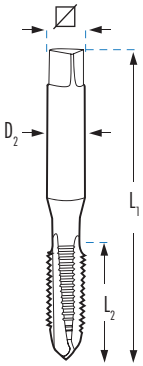

R REINFORCED SHANK

DIN 371

	D1 mm	Ø		L1 x L2 x D2 x ▨ mm	M1R C FORM €	M2R B FORM €	M4R 35° €
UNF nº 4-48h	2,84	2,35	R	56 x 11 x 3,5 x 2,7	28,18	30,68	38,51
UNF nº 5-44h	3,17	2,70	R	56 x 11 x 3,5 x 2,7	28,18	30,68	38,51
UNF nº 6-40h	3,50	2,95	R	56 x 12 x 4,0 x 3,0	26,95	32,28	38,22
UNF nº 8-36h	4,17	3,50	R	63 x 13 x 4,5 x 3,4	26,95	32,28	38,22
UNF nº10-32h	4,83	4,10	R	70 x 15 x 6,0 x 4,9	26,95	32,28	38,22
UNF nº12-28h	5,49	4,60	R	80 x 16 x 6,0 x 4,9	28,18	33,77	38,51
UNF 1/4-28h	6,35	5,50	R	80 x 17 x 7,0 x 5,5	22,76	24,38	28,44
UNF 5/16-24h	7,94	6,90	R	90 x 20 x 8,0 x 6,2	25,45	28,06	32,80

REDUCED SHANK STANDARD PITCH					M1D	M2D	M4D
UNF 3/8-24h	9,52	8,50	D	90 x 16 x 7,0 x 5,5	27,87	32,24	41,03
UNF 7/16-20h	11,11	9,90	D	100 x 22 x 8,0 x 6,2	34,38	39,85	52,61
UNF 1/2-20h	12,70	11,50	D	100 x 22 x 9,0 x 7,0	36,60	42,37	55,97
UNF 9/16-18h	14,29	12,90	D	100 x 22 x 11,0 x 9,0	44,97	52,08	69,30
UNF 5/8-18h	15,87	14,50	D	100 x 22 x 12,0 x 9,0	50,63	58,58	77,43
UNF 3/4-16h	19,05	17,50	D	110 x 25 x 14,0 x 11,0	64,79	75,02	99,04
UNF 7/8-14h	22,22	20,40	D	125 x 25 x 18,0 x 14,5	81,47	101,91	151,49
UNF 1"-12h	25,40	23,25	D	140 x 28 x 18,0 x 14,5	122,63	133,53	178,30
UNS 1"-14h	25,40	23,60	D	140 x 28 x 18,0 x 14,5	123,18	137,36	178,31
UNF 1.1/8-12h	28,57	26,50	D	150 x 28 x 22,0 x 18,0	186,85		
UNF 1.1/4-12h	31,75	29,50	D	150 x 28 x 22,0 x 18,0	236,12		
UNF 1.1/2-12h	38,10	36,00	D	170 x 30 x 32,0 x 24,0	396,29		

* Vc: Cutting Speed (m/min)

HSSCo MACHINE TAPS

BSP (GAS)

55° p

HSSCo 5%

TOL ISO 228

INOX

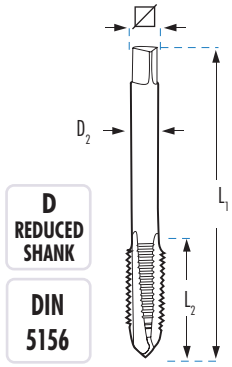

D REDUCED SHANK

DIN 5156

	D1 mm	Ø		L1 x L2 x D2 x ⧄ mm	M1D C FORM €	M2D B FORM €	M3D 15° €	M4D 35° €	M2DX B FORM €	M4DX 35° €
G 1/8-28h.	9,728	8,80	D	90 x 16 x 7 x 5,5	35,64 *	40,71	41,71	43,22	62,93	62,28
G 1/4-19h.	13,157	11,80	D	100 x 22 x 11 x 9,0	49,42 *	54,41	59,89	62,07	84,78	90,74
G 3/8-19h.	16,662	15,25	D	100 x 22 x 12 x 9,0	59,18 *	65,11	71,54	74,12	100,58	106,64
G 1/2-14h.	20,955	19,00	D	125 x 25 x 16 x 12,0	74,79 *	82,30	90,23	93,47	124,53	134,60
G 5/8-14h.	22,911	21,00	D	125 x 25 x 18 x 14,5	93,20 *	97,74	112,34	111,30		
G 3/4-14h.	26,441	24,50	D	140 x 28 x 20 x 16,0	117,06	128,85	141,23	146,33	188,16	207,59
G 7/8-14h.	30,201	28,25	D	150 x 28 x 22 x 18,0	157,36	165,54	189,95	188,17		
G 1"-11h.	33,249	30,75	D	160 x 30 x 25 x 20,0	181,71	199,84	216,86	224,70		
G 1.1/8-11h.	37,897	35,50	D	170 x 30 x 28 x 22,0	290,16	316,50		347,61		
G 1.1/4-11h.	41,910	39,50	D	170 x 30 x 32 x 24,0	340,46	358,22		396,56		
G 1.3/8-11h.	44,323	42,00	D	180 x 32 x 36 x 29,0	407,12			550,85		
G 1.1/2-11h.	47,803	45,25	D	190 x 32 x 36 x 29,0	542,89	756,81		716,95		
G 1.3/4-11h.	53,746	51,25	D	190 x 32 x 40 x 32,0	645,29	746,53				
G 2"-11h.	59,614	57,00	D	220 x 36 x 45 x 35,0	823,00	819,19				

* Also available in left-hand cutting: twice the standard price

* Vc: Cutting Speed (m/min)

BSF

55° p

HSSCo 5%

TOL ISO 228

Vc 12 m/min

D REDUCED SHANK

DIN 5156

	D1 mm	Ø		L1 x L2 x D2 x ⧄ mm	M1D C FORM €
BSF 3/16-32h.	4,762	4,00	D	70 x 16 x 3,5 x 2,7	81,54
BSF 1/4-26h.	6,350	5,20	D	80 x 17 x 4,5 x 3,4	35,68
BSF 5/16-22h.	7,938	6,60	D	90 x 20 x 6,0 x 4,9	42,37
BSF 3/8-20h.	9,525	8,10	D	100 x 22 x 7,0 x 5,5	44,54
BSF 7/16-18h.	11,113	9,50	D	100 x 22 x 8,0 x 6,2	60,03
BSF 1/2-16h.	12,700	11,00	D	110 x 24 x 9,0 x 7,0	67,94
BSF 9/16-16h.	14,287	12,50	D	110 x 25 x 11,0 x 9,0	71,90
BSF 5/8-14h.	15,876	14,00	D	110 x 27 x 12,0 x 9,0	95,83
BSF 3/4-12h.	19,051	16,50	D	125 x 30 x 14,0 x 11,0	113,44
BSF 7/8-11h.	22,226	19,50	D	140 x 32 x 18,0 x 14,5	157,66
BSF 1"-10h.	25,400	22,50	D	160 x 36 x 18,0 x 14,5	183,27

* Vc: Cutting Speed (m/min)

HSSCo MACHINE TAPS

BSW | 55° p | HSSCo 5% | TOL 2 Class

Vc 12 m/min

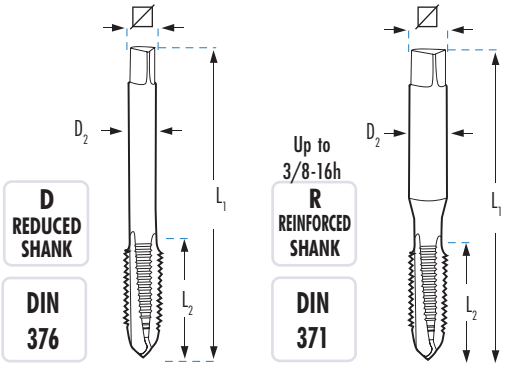

	D1 mm	Ø		L1 x L2 x D2 x ⌀ mm	M1R C FORM €	M2R B FORM €	M3R 15° €	M4R 35° €
W 3/32-48h.	2,38	1,80	R	50 x 9 x 2,8 x 2,1	24,77	26,44		
W 1/8-40h.	3,17	2,55	R	56 x 11 x 3,5 x 2,7	20,66 *	22,84	26,96	25,95
W 5/32-32h.	3,97	3,10	R	63 x 13 x 4,5 x 3,4	20,66	22,84	26,96	25,95
W 3/16-24h.	4,76	3,60	R	70 x 15 x 6,0 x 4,9	22,93	22,84	26,96	25,95
W 7/32-24h.	5,56	4,40	R	80 x 16 x 6,0 x 4,9	31,37	33,17		
W 1/4-20h.	6,35	5,10	R	80 x 17 x 7,0 x 5,5	22,07	25,95	30,61	31,71
W 5/16-18h.	7,94	6,50	R	90 x 20 x 8,0 x 6,2	24,75	32,72	35,72	35,66
W 3/8-16h.	9,52	7,90	R	100 x 22 x 10,0 x 8,0	27,70	36,16	39,70	39,64

REDUCED SHANK STANDARD PITCH					M1D	M2D	M3D	M4D
W 7/16-14h.	11,11	9,25	D	100 x 22 x 8,0 x 6,2	38,52	39,83	50,04	50,40
W 1/2-12h.	12,70	10,50	D	110 x 24 x 9,0 x 7,0	36,94	41,53	47,94	48,29
W 9/16-12h.	14,29	12,00	D	110 x 26 x 11,0 x 9,0	52,95	54,99	68,76	69,25
W 5/8-11h.	15,87	13,40	D	110 x 27 x 12,0 x 9,0	50,14	51,95	65,03	65,48
W 3/4-10h.	19,05	16,50	D	125 x 30 x 14,0 x 11,0	70,17	72,84	87,12	87,74
W 7/8-9h.	22,22	19,25	D	140 x 32 x 18,0 x 14,5	90,89	94,25	117,93	113,56
W 1"-8h.	25,40	21,75	D	160 x 36 x 18,0 x 14,5	114,23	118,46	147,99	149,04
W 1.1/8-7h.	28,57	24,75	D	180 x 40 x 22,0 x 18,0	154,92	176,52	212,25	
W 1.1/4-7h.	31,75	27,75	D	180 x 40 x 22,0 x 18,0	225,05	256,48		
W 1.3/8-6h.	34,92	30,50	D	200 x 50 x 28,0 x 22,0	369,90	421,19		
W 1.1/2-6h.	38,10	33,50	D	200 x 50 x 32,0 x 24,0	401,50	457,58		
W 1.5/8-5h.	41,27	46,50	D	220 x 65 x 32,0 x 24,0	560,42	638,72		
W 1.3/4-5h.	44,45	39,00	D	220 x 58 x 36,0 x 29,0	600,27	689,06		
W 1.7/8-4,5h.	47,62	42,00	D	250 x 75 x 36,0 x 29,0	696,03	763,89		
W 2"-4,5h.	50,80	44,50	D	250 x 65 x 40,0 x 32,0	859,12			

* Also available in left-hand cutting: twice the standard price

* Vc: Cutting Speed (m/min)

HSSCo MACHINE TAPS

UNJC | 60° | p | HSSCo 5% | TOL 3B

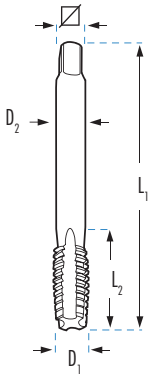

Vc 12 m/min

	D1 mm	Ø		L1 x L2 x D2 x ⧄ mm	M1R C FORM €
UNJC nº 4-40h	2,84	2,25	R	56 x 11 x 3,5 x 2,7	**40,89**
UNJC nº 5-40h	3,17	2,60	R	56 x 11 x 3,5 x 2,7	**40,89**
UNJC nº 6-32h	3,50	2,75	R	56 x 12 x 4,0 x 3,0	**40,89**
UNJC nº 8-32h	4,17	3,50	R	63 x 13 x 4,5 x 3,4	**40,89**
UNJC nº10-24h	4,83	3,90	R	70 x 15 x 6,0 x 4,9	**40,89**
UNJC nº12-24h	5,49	4,50	R	80 x 16 x 6,0 x 4,9	**42,89**
UNJC 1/4-20h	6,35	5,10	R	80 x 17 x 7,0 x 5,5	**38,16**
UNJC 5/16-18h	7,94	6,60	R	90 x 20 x 8,0 x 6,2	**43,18**
UNJC 3/8-16h	9,52	8,00	R	100 x 22 x 8,0 x 6,2	**49,22**

REDUCED SHANK STANDARD PITCH					M1D
UNJC 7/16-14h	11,11	9,40	D	110 x 24 x 9,0 x 7,0	**67,88**
UNJC 1/2-13h	12,70	10,75	D	110 x 26 x 11,0 x 9,0	**73,68**
UNJC 9/16-12h	14,28	12,20	D	110 x 27 x 12,0 x 9,0	**101,27**
UNJC 5/8-11h	15,87	13,50	D	110 x 27 x 12,0 x 9,0	**103,81**
UNJC 3/4-10h	19,05	16,50	D	125 x 30 x 14,0 x 11,0	**130,25**
UNJC 7/8-9h	22,22	19,50	D	140 x 32 x 18,0 x 14,5	**171,39**
UNJC 1"-8h	25,40	22,25	D	160 x 36 x 18,0 x 14,5	**226,44**

UNJF | 60° | p | HSSCo 5% | TOL 3B

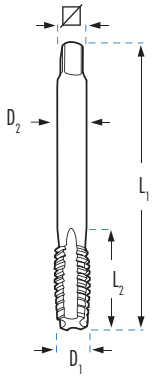

Vc 12 m/min

	D1 mm	Ø		L1 x L2 x D2 x ⧄ mm	M1R C FORM €
UNJF nº 4-48h	2,84	2,35	R	56 x 11 x 3,5 x 2,7	**44,86**
UNJF nº 5-44h	3,17	2,70	R	56 x 11 x 3,5 x 2,7	**44,86**
UNJF nº 6-40h	3,50	2,95	R	56 x 12 x 4,0 x 3,0	**44,86**
UNJF nº 8-36h	4,17	3,50	R	63 x 13 x 4,5 x 3,4	**44,86**
UNJF nº10-32h	4,83	4,10	R	70 x 15 x 6,0 x 4,9	**44,86**
UNJF nº12-28h	5,49	4,60	R	80 x 16 x 6,0 x 4,9	**44,86**
UNJF 1/4-28h	6,35	5,50	R	80 x 17 x 7,0 x 5,5	**34,83**
UNJF 5/16-24h	7,94	6,90	R	90 x 20 x 8,0 x 6,2	**38,94**
UNJF 3/8-24h	9,52	8,50	R	90 x 16 x 7,0 x 6,2	**42,64**

REDUCED SHANK STANDARD PITCH					M1D
UNJF 7/16-20h	11,11	9,90	D	100 x 22 x 8,0 x 6,2	**58,56**
UNJF 1/2-20h	12,70	11,50	D	100 x 22 x 9,0 x 7,0	**62,36**
UNJF 9/16-18h	14,29	12,90	D	100 x 22 x 11,0 x 9,0	**76,62**
UNJF 5/8-18h	15,87	14,50	D	100 x 22 x 12,0 x 9,0	**86,26**
UNJF 3/4-16h	19,05	17,50	D	110 x 25 x 14,0 x 11,0	**110,36**
UNJF 7/8-14h	22,22	20,40	D	125 x 25 x 18,0 x 14,5	**138,77**
UNJF 1"-12h	25,40	23,25	D	140 x 28 x 18,0 x 14,5	**154,72**

* Vc: Cutting Speed (m/min)

HSSCo MACHINE TAPS

BSPP

DIN 2999 55° p | HSSCo 5% | DIN 374 | C FORM

BRITISH STANDARD PIPE

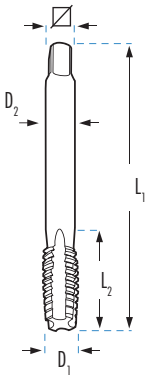

	D1 mm	L1 x L2 x D2 x ⧄ mm	M1D €
Rp 1/16-28h.	7,72	D 90 x 16 x 6 x 4,9	
Rp 1/8-28h.	9,73	D 90 x 16 x 7 x 5,5	53,18
Rp 1/4-19h.	13,16	D 100 x 22 x 11 x 9,0	73,46
Rp 3/8-19h.	16,66	D 100 x 22 x 12 x 9,0	87,96
Rp 1/2-14h.	20,95	D 125 x 25 x 16 x 12,0	111,16
Rp 3/4-14h.	26,44	D 140 x 28 x 20 x 16,0	174,07
Rp 1"-11h.	33,25	D 160 x 30 x 25 x 20,0	270,08
Rp 1.1/4-11h.	41,91	D 170 x 30 x 32 x 24,0	
Rp 1.1/2-11h.	46,80	D 190 x 32 x 36 x 29,0	
Rp 2"-11h.	59,61	D 220 x 36 x 45 x 35,0	

BSPT

BS21 ISO7/1 55° p 1:16 | HSSCo 5% | DIN 5156 | C FORM

BRITISH STANDARD TAPER PIPE

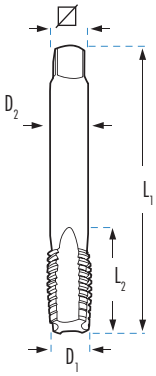

	D1 mm	Ø	L1 x L2 x D2 x ⧄ mm	M1D €
Rc 1/16-28h.	7,72		D 90 x 14 x 6 x 4	
Rc 1/8-28h.	9,73	8,30	D 90 x 15 x 7 x 5	54,41
Rc 1/4-19h.	13,16	11,00	D 100 x 19 x 11 x 9	78,26
Rc 3/8-19h.	16,66	14,50	D 100 x 21 x 12 x 9	108,76
Rc 1/2-14h.	20,95	18,10	D 125 x 26 x 16 x 12	151,12
Rc 5/8-14h.	22,91	21,00	D 140 x 36 x 18 x 19	243,77
Rc 3/4-14h.	26,44	23,50	D 140 x 28 x 20 x 16	235,69
Rc 7/8-14h.	30,20	28,25	D 160 x 36 x 22 x 18	410,13
Rc 1"-11h.	33,25	29,60	D 160 x 33 x 25 x 20	337,80

NPS (M)

ANSI B 1.20.1 60° p | HSSCo 5% | DIN 374 | C FORM

NATIONAL STRAIGHT PIPE MECHANICAL

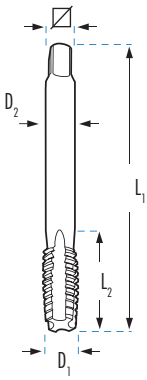

	D1 mm	Ø	L1 x L2 x D2 x ⧄ mm	M1D €
NPS 1/8-27h.	10,20	8,90	D 90 x 16 x 7 x 5,5	136,98
NPS 1/4-18h.	13,60	11,70	D 100 x 22 x 11 x 9,0	196,06
NPS 3/8-18h.	17,00	15,00	D 100 x 22 x 12 x 9,0	268,85
NPS 1/2-14h.	21,20	18,60	D 125 x 25 x 16 x 12,0	368,67
NPS 3/4-14h.	26,55	24,00	D 140 x 28 x 20 x 16,0	545,00
NPS 1"-11,5 h.	33,20	30,00	D 160 x 30 x 25 x 20,0	704,79
NPS 1.1/4-11,5h.	41,60		D 170 x 30 x 32 x 24,0	
NPS 1.1/2-11,5h.	47,68		D 190 x 32 x 36 x 29,0	
NPS 2"-11,5h.	59,71		D 220 x 36 x 45 x 35,0	

NPT

ANSI B 1.20.1 60° p 1:16 | HSSCo 5% | DIN 374 | C FORM

NATIONAL TAPER PIPE

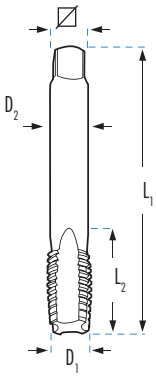

	D1 mm	Ø	L1 x L2 x D2 x ⧄ mm	M1D €
NPT 1/16-27h.	7,89	6,2	D 90 x 14 x 6 x 5	47,66
NPT 1/8-27h.	10,24	8,5	D 90 x 15 x 8 x 6	49,84
NPT 1/4-18h.	13,62	11,0	D 100 x 19 x 11 x 9	64,37
NPT 3/8-18h.	17,05	14,5	D 100 x 21 x 12 x 9	82,74
NPT 1/2-14h.	21,22	17,8	D 125 x 26 x 16 x 12	107,64
NPT 3/4-14h.	26,57	23,0	D 140 x 28 x 20 x 16	166,77
NPT 1"-11,5h.	33,23	29,0	D 160 x 33 x 25 x 20	216,76
NPT 1.1/4-11,5h.	41,98	37,5	D 170 x 36 x 32 x 24	295,95
NPT 1.1/2-11,5h.	48,05	44,0	D 190 x 37 x 36 x 29	466,01
NPT 2"-11,5h.	60,09	56,0	D 220 x 41 x 45 x 35	730,99

HSSCo MACHINE TAPS

NPSF — HSSCo 5% — DIN 374 — C FORM

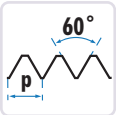

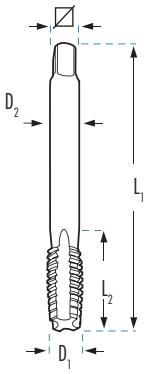

NATIONAL STRAIGHT
PIPE DRYSEAL

	D1 mm	Ø		L1 x L2 x D2 x ⧄ mm	M1D €
NPSF 1/8-27h.	10,05	8,75	D	90 x 16 x 7 x 5,5	171,59
NPSF 1/4-18h.	13,33	11,30	D	100 x 22 x 11 x 9,0	236,51
NPSF 3/8-18h.	16,78	14,70	D	100 x 22 x 12 x 9,0	336,46
NPSF 1/2-14h.	20,87	18,20	D	125 x 25 x 16 x 12,0	419,58
NPSF 3/4-14h.	26,23	23,50	D	140 x 28 x 20 x 16,0	686,70
NPSF 1"-11,5h.	32,81	29,50	D	160 x 30 x 25 x 20,0	

NPTF — HSSCo 5% — DIN 374 — C FORM

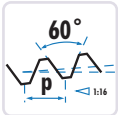

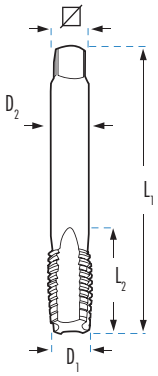

NATIONAL TAPER
PIPE DRYSEAL

	D1 mm	Ø		L1 x L2 x D2 x ⧄ mm	M1D €
NPTF 1/16-27h.	7,87	6,20	D	90 x 14 x 12,0 x 6	
NPTF 1/8-27h.	10,22	8,50	D	90 x 15 x 12,0 x 7	115,93
NPTF 1/4-18h.	13,58	11,00	D	100 x 21 x 17,5 x 11	162,65
NPTF 3/8-18h.	17,02	14,50	D	110 x 21 x 17,6 x 12	208,94
NPTF 1/2-14h.	21,21	17,80	D	140 x 27 x 22,8 x 16	272,00
NPTF 3/4-14h.	26,56	23,00	D	140 x 27 x 23,0 x 20	421,39

MF — HSSCo 5% — TOL 6H — C FORM — DIN 374

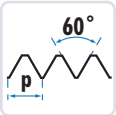

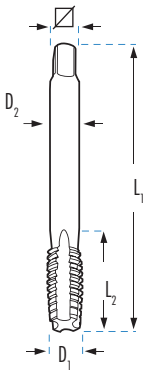

METRIC FINE FOR ELECTRICIAN PIPE
NORM EN 60423

	D1 mm	Ø		L1 x L2 x D2 x ⧄ mm	M1D €
MF 12 x 1,50	12	10,5	D	100 x 22 x 9 x 7,0	29,25
MF 16 x 1,50	16	14,5	D	100 x 22 x 12 x 9,0	41,19
MF 20 x 1,50	20	18,5	D	125 x 25 x 16 x 12,0	61,77
MF 25 x 1,50	25	23,5	D	140 x 28 x 18 x 14,5	142,28
MF 32 x 1,50	32	30,5	D	150 x 28 x 22 x 18,0	177,58
MF 40 x 1,50	40	38,5	D	170 x 30 x 32 x 24,0	299,09
MF 50 x 1,50	50	48,5	D	190 x 32 x 36 x 29,0	465,66
MF 63 x 1,50	63	61,5	D	275 x 36 x 50 x 39,0	

PG — HSSCo 5% — DIN 40430 — C FORM

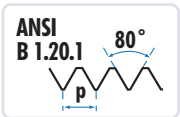

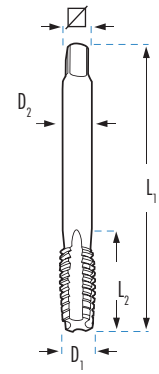

ARMOUR PIPE
STEEL CONDUIT

	D1 mm	Ø		L1 x L2 x D2 x ⧄ mm	M1D €
PG 7 - 20h.	12,5	11,50	D	100 x 22 x 9 x 7,0	50,87
PG 9 - 18h.	15,2	14,00	D	100 x 22 x 12 x 9,0	70,46
PG 11 - 18h.	18,6	17,25	D	110 x 25 x 14 x 11,0	91,67
PG 13,5 -18h.	20,4	19,00	D	125 x 25 x 16 x 12,0	102,94
PG 16 -18h.	22,5	21,25	D	125 x 25 x 18 x 14,5	121,15
PG 21 -16h.	28,3	27,00	D	150 x 28 x 22 x 18,0	192,33
PG 29 -16h.	37,0	35,50	D	170 x 30 x 28 x 22,0	325,13
PG 36 -16h.	47,0	45,50	D	190 x 32 x 36 x 29,0	528,03
PG 42 -16h.	54,0	52,50	D	190 x 32 x 40 x 32,0	838,60
PG 48 -16h.	59,3	58,00	D	220 x 36 x 45 x 35,0	1.022,32

HSSCo MACHINE TAPS

UNx8 | HSSCo 5% | DIN 374 | C FORM | TOL 2B

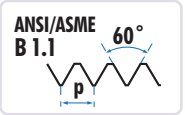

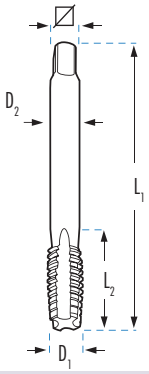

	Ø	D2 mm	L1 x L2 x ⧄ mm	M1D C FORM €
UN 1" 1/8-8h.	25,40	22	180 x 45 x 18	252,89
UN 1" 1/4-8h.	28,50	22	180 x 48 x 18	326,28
UN 1" 3/8-8h.	31,75	28	200 x 56 x 22	370,11
UN 1" 1/2-8h.	35,00	32	200 x 58 x 22	470,91
UN 1" 5/8-8h.	38,10	32	200 x 65 x 24	550,85
UN 1" 3/4-8h.	41,25	36	200 x 50 x 29	671,02
UN 1" 7/8-8h.	44,45	36	225 x 53 x 29	774,04
UN 2"-8h.	47,63	40	225 x 50 x 32	790,89

UNEF | HSSCo 5% | DIN 374 | TOL 2B

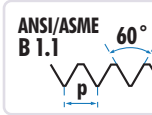

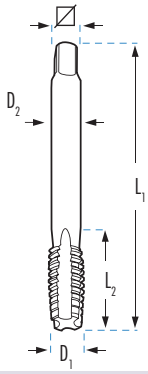

	Ø	D2 mm		L1 x L2 x ⧄ mm	M2D B FORM €	M4D 35° €
UNEF 1/4-32h.	5,55	7,0	R	82 x 16 x 5,4	104,60	117,60
UNEF 5/16-32h.	7,15	8,4	R	85 x 21 x 6,1	115,30	129,55
UNEF 3/8-32h.	8,70	7,0	D	95 x 22 x 5,4	115,36	129,62
UNEF 7/16-28h.	10,20	8,0	D	100 x 22 x 6,2	153,12	172,04
UNEF 1/2-28h.	11,80	9,0	D	100 x 22 x 7,0	161,28	181,22
UNEF 9/16-24h.	13,20	12,0	D	100 x 24 x 9,0	202,06	227,04
UNEF 5/8-24h.	14,80	12,0	D	100 x 24 x 9,0	229,94	258,36
UNEF 3/4-20h.	17,80	14,0	D	110 x 27 x11,0	299,05	336,04
UNEF 7/8-20h.	20,95	18,0	D	125 x 26 x14,5	321,46	344,42
UNEF 1"-20h.	24,20	18,0	D	140 x 28 x14,5	491,94	552,74

HSSCo MACHINE TAPS LEFT-HAND

M MF | HSSCo 5% | C FORM | TOL 6H

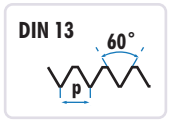

LEFT-HAND

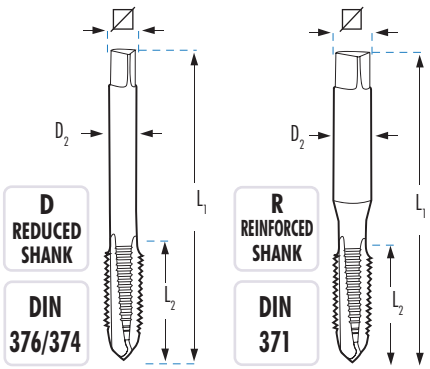

	Ø		L1 x L2 x D2 x ⧄ mm	M1RI C FORM €
M 3x0,50	2,50	R	56 x 11 x 3,5 x 2,7	23,79
M 4x0,70	3,30	R	63 x 13 x 4,5 x 3,4	27,07
M 5x0,80	4,20	R	70 x 16 x 6,0 x 4,9	24,23
M 6x1,00	5,00	R	80 x 17 x 6,0 x 4,9	27,57
M 7x1,00	6,00	R	80 x 17 x 7,0 x 5,5	35,76
M 8x1,25	6,80	R	90 x 20 x 8,0 x 6,2	31,16
M 10x1,50	8,50	R	100 x 22 x 10,0 x 8,0	35,32
REDUCED SHANK STANDARD PITCH				**M1DI**
M 12x1,50	10,50	D	100 x 22 x 9,0 x 7,0	58,51
M 12x1,75	10,20	D	110 x 24 x 9,0 x 7,0	42,17
M 14x1,50	12,50	D	100 x 22 x 11,0 x 9,0	69,68
M 14x2,00	12,00	D	110 x 26 x 11,0 x 9,0	69,22
M 16x1,50	14,50	D	100 x 22 x 12,0 x 9,0	82,38
M 16x2,00	14,00	D	110 x 27 x 12,0 x 9,0	81,46
M 18x1,50	16,50	D	110 x 25 x 14,0 x 11,0	109,07
M 18x2,50	15,50	D	125 x 30 x 14,0 x 11,0	117,20
M 20x1,50	18,50	D	125 x 25 x 16,0 x 12,0	123,54
M 20x2,50	17,50	D	140 x 32 x 16,0 x 12,0	124,76
M 22x2,50	19,50	D	140 x 32 x 18,0 x 14,5	150,97
M 24x2,00	22,00	D	140 x 28 x 18,0 x 14,5	233,33
M 24x3,00	21,00	D	160 x 34 x 18,0 x 14,5	180,73
M 27x3,00	24,00	D	160 x 36 x 20,0 x 16,0	225,60
M 30x2,00	28,00	D	150 x 28 x 22,0 x 18,0	347,42
M 30x3,50	26,50	D	180 x 40 x 22,0x 18,0	289,11
M 33x3,50	29,50	D	180 x 40 x 25,0 x 20,0	347,42
M 36x4,00	32,00	D	200 x 50 x 28,0 x 22,0	455,97

Check other dimensions upon request

* Vc: Cutting Speed (m/min)

HSSCo MACHINE TAPS ISO 529

M MF | DIN 13 60° p | HSSCo 5% | ISO 529 | TOL 6H

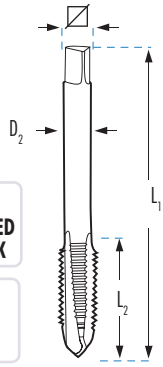

D REDUCED SHANK — **ISO 529**

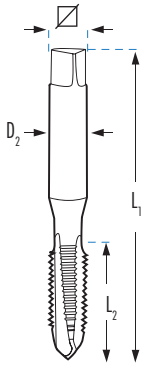

R REINFORCED SHANK — **ISO 529**

			L1 x L2 x D2 x ⧄ mm	M1RISO C FORM €	M2RISO B FORM €	M4RISO 35° €	M5RISO INTERRUPTED THREAD Al €
M 3x0,50	2,50	R	48 x 11 x 3,15 x 2,50	8,58	8,95	10,77	12,81
M 4x0,70	3,30	R	53 x 13 x 4,00 x 3,15	8,58	8,95	10,77	12,81
M 5x0,80	4,20	R	58 x 16 x 5,00 x 4,00	8,58	8,95	10,77	12,81
M 6x1,00	5,00	R	66 x 19 x 6,30 x 5,00	8,58	8,95	11,00	12,81
M 7x1,00	6,00	R	66 x 19 x 7,10 x 5,60		12,73	14,61	
M 8x1,00	7,00	R	69 x 19 x 8,00 x 6,30		17,56	18,02	
M 8x1,25	6,75	R	72 x 22 x 8,00 x 6,30	11,47	11,94	12,35	14,00
M 9x1,25	7,75	R	76 x 20 x 10,00 x 8,00		18,99	21,69	
M 10x1,00	9,00	R	76 x 20 x 10,00 x 8,00		20,14	22,00	
M 10x1,25	8,80	R	76 x 20 x 10,00 x 8,00		24,08	24,85	
M 10x1,50	8,50	R	80 x 24 x 10,00 x 8,00	14,58	15,19	15,92	17,66
		REDUCED SHANK		M1DISO	M2DISO	M4DISO	M5DISO
M 12x1,00	11,00	D	84 x 24 x 9,00 x 7,10		27,74	28,42	
M 12x1,25	10,75	D	84 x 24 x 9,00 x 7,10		27,25	28,21	
M 12x1,50	10,50	D	89 x 29 x 9,00 x 7,10		24,31	26,18	
M 12x1,75	10,20	D	89 x 29 x 9,00 x 7,10	18,74	19,52	20,67	26,42
M 14x1,00	13,00	D	90 x 25 x 11,20 x 9,00		34,74	43,22	
M 14x1,25	12,80	D	90 x 25 x 11,20 x 9,00		29,34	36,74	
M 14x1,50	12,50	D	95 x 30 x 12,50 x 9,00		25,78	28,97	
M 14x2,00	12,00	D	95 x 30 x 11,20 x 9,00	22,41	23,34	28,26	
M 16x1,00	15,00	D	95 x 25 x 12,50 x 10,00		44,21	56,89	
M 16x1,25	14,75	D	102 x 32 x 12,50 x 10,00		49,01	63,08	
M 16x1,50	14,50	D	102 x 32 x 14,00 x 10,00		30,94	34,67	
M 16x2,00	14,00	D	102 x 32 x 12,50 x 10,00	27,83	28,98	32,78	
M 18x1,50	16,50	D	104 x 29 x 14,00 x 11,20		40,88	55,86	
M 18x2,50	15,50	D	112 x 37 x 14,00 x 11,20	41,90	43,64	54,56	
M 20x1,50	18,50	D	104 x 29 x 14,00 x 11,20		52,61	64,34	
M 20x2,50	17,50	D	112 x 37 x 14,00 x 11,20	46,83	48,78	60,97	
M 22x2,50	19,50	D	118 x 38 x 16,00 x 12,50	54,15	56,41	70,51	
M 24x3,00	21,00	D	130 x 45 x 18,00 x 14,00	61,17	63,72	79,64	
M 27x3,00	24,00	D	135 x 45 x 20,00 x 16,00	75,33	78,47	98,09	
M 30x3,50	26,50	D	138 x 48 x 20,00 x 16,00	111,92	116,59	145,73	

MACHINE TAPS DIN 352

M MF | DIN 13 60° p | HSS | HSSCo 5% | DIN 352 | TOL 6H

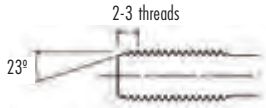

Ref. M03: Entry taper 2-3 threads.

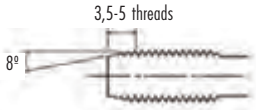

Ref. M02AT: Entry taper 3,5-5 threads.

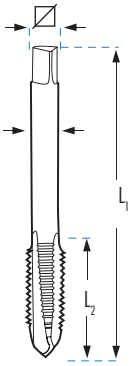

D REDUCED SHANK

DIN 352

				M03	M02AT	M03X	M02DIN	M04DIN
					COMPLETE PROFILE	INOX	B FORM	35°
				HSS	HSS	HSSCo	HSS	HSS
	Ø	L1 x L2 x D2 x ⧄ mm		€	€	€	€	€
M 3x0,50	2,50	D	40 x 11 x 3,50 x 2,70	7,58	10,43	13,53	9,84	11,85
M 4x0,70	3,30	D	45 x 13 x 4,50 x 3,40	7,57	10,42	13,53	9,84	11,85
M 5x0,80	4,20	D	50 x 16 x 6,00 x 4,90	8,10	11,15	14,09	9,84	11,85
M 6x1,00	5,00	D	50 x 19 x 6,00 x 4,90	8,10	11,15	14,04	9,84	12,11
M 7x1,00	6,00	D	50 x 19 x 6,00 x 4,90	9,86				
M 8x1,00	7,00	D	56 x 18 x 6,00 x 4,90	13,65				
M 8x1,25	6,75	D	56 x 22 x 6,00 x 4,90	9,85	13,57	16,34	13,14	14,68
M 9x1,25	7,75	D	63 x 18 x 7,00 x 5,50	16,14				
M 10x1,00	9,00	D	63 x 18 x 7,00 x 5,50	14,62				
M 10x1,25	8,80	D	70 x 24 x 7,00 x 5,50	14,82				
M 10x1,50	8,50	D	70 x 24 x 7,00 x 5,50	12,15	16,72	21,03	16,71	18,50
M 12x1,00	11,00	D	70 x 20 x 9,00 x 7,00	25,91				
M 12x1,25	10,75	D	70 x 20 x 9,00 x 7,00	25,84				
M 12x1,50	10,50	D	70 x 20 x 9,00 x 7,00	22,02				
M 12x1,75	10,20	D	75 x 29 x 9,00 x 7,00	17,09	23,54	30,11	21,48	24,09
M 14x1,00	13,00	D	70 x 20 x 11,00 x 9,00	40,39				
M 14x1,25	12,80	D	70 x 20 x 11,00 x 9,00	31,55				
M 14x1,50	12,50	D	70 x 20 x 11,00 x 9,00	24,53				
M 14x2,00	12,00	D	80 x 30 x 11,00 x 9,00	18,91	26,03	33,34	25,67	31,09
M 16x1,00	15,00	D	70 x 20 x 12,00 x 9,00	53,58				
M 16x1,25	14,75	D	70 x 20 x 12,00 x 9,00	56,40				
M 16x1,50	14,50	D	70 x 20 x 12,00 x 9,00	30,53				
M 16x2,00	14,00	D	80 x 32 x 12,00 x 9,00	27,06		45,70	31,89	36,05
M 18x1,50	16,50	D	80 x 22 x 14,00 x 11,00	40,22				
M 18x2,50	15,50	D	95 x 40 x 14,00 x 11,00	35,71		62,41	48,01	60,02
M 20x1,50	18,50	D	80 x 22 x 16,00 x 12,00	50,37				
M 20x2,50	17,50	D	95 x 40 x 16,00 x 12,00	40,06		69,27	53,66	67,07
M 22x2,50	19,50	D	100 x 40 x 18,00 x 14,50	53,36			62,03	77,56
M 24x3,00	21,00	D	110 x 50 x 18,00 x 14,50	63,65			70,10	87,61
M 27x3,00	24,00	D	110 x 50 x 20,00 x 16,00	80,48			90,48	99,32
M 30x3,50	26,50	D	125 x 50 x 22,00 x 18,00	103,55			123,93	127,28

MACHINE TAPS AND DIES *Plus* & *Super Plus*

Plus | DIN 13 60° p | TOL 6H | FOR HIGH PRODUCTION WORKS HSS PM: POWDER STEEL | DIN 22568 | TOL 6g

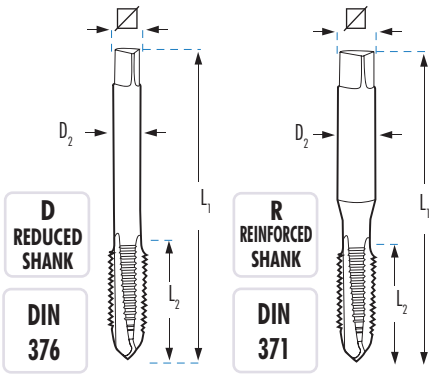

Plus | *Plus* TiN | *Plus* LUBE | *Super Plus* ALTiN

LAPPED WITH CHIPBREAKER THREAD

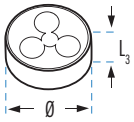

				M2RP	M4RP	M2RT	M4RT	M2RHL	M4RHL	M2RSP	M4RSP		C5P
			QUALITY	★★	★★	★★★	★★★	★★★★	★★★★	★★ ★★★	★★ ★★★		
			MATERIAL	HSS PM	HSS PM	HSSCo 5%	HSSCo 5%	HSS PM	HSS PM	HSS V3	HSS V3		HSS
			COATING	BRIGHT	BRIGHT	TiN	TiN	HARD LUBE	HARD LUBE	ALTiN	ALTiN		BRIGHT
			HELIX ANGLE	B FORM	35°	B FORM	35°	B FORM	35°	B FORM	41°		
	Ø		L1 x L2 x D2 x ⌀ mm	€	€	€	€	€	€	€	€	Ø x L3 mm	€
M 3x0,50	2,50	R	56 x 11 x 3,5 x 2,7	17,59	21,74	23,68	26,17	31,71	34,32	42,61	44,59	25 x 9	32,36
M 4x0,70	3,30	R	63 x 13 x 4,5 x 3,4	17,97	21,74	24,06	27,29	32,19	34,80	42,61	44,59	25 x 9	32,36
M 5x0,80	4,20	R	70 x 16 x 6,0 x 4,9	17,97	20,83	24,06	27,29	32,19	34,80	45,00	46,25	25 x 9	32,36
M 6x1,00	5,00	R	80 x 17 x 6,0 x 4,9	19,76	22,88	27,70	30,00	35,34	36,84	45,00	46,25	25 x 9	32,36
M 8x1,00	7,00	D	90 x 20 x 6,0 x 4,9	28,20	33,46	39,71	44,19	53,61	59,67			25 x 9	45,13
M 8x1,25	6,80	R	90 x 20 x 8,0 x 6,2	23,13	26,58	32,38	35,22	44,94	46,88	57,13	60,88	25 x 9	35,10
M 10x1,00	9,00	D	90 x 16 x 7,0 x 5,5	31,44	39,42	46,39	53,26	62,60	73,96			30 x 10	55,16
M 10x1,50	8,50	R	100 x 22 x 10,0 x 8,0	27,22	30,94	38,14	41,76	55,73	58,34	68,08	72,63	30 x 10	48,27

REDUCED SHANK				M2DP	M4DP	M2DT	M4DT	M2DHL	M4DHL	M2DSP	M4DSP		
M 12x1,50	10,50	D	100 x 22 x 9,0 x 7,0	37,30	45,09	50,24	56,56	67,52	77,44			38 x 10	57,34
M 12x1,75	10,20	D	110 x 24 x 9,0 x 7,0	35,08	41,66	47,02	53,01	58,83	70,61	85,66	92,93	38 x 14	50,63
M 14x1,50	12,50	D	100 x 22 x 11,0 x 9,0	44,19	55,42	59,08	65,26	79,41	91,07			38 x 10	59,94
M 14x2,00	12,00	D	110 x 26 x 11,0 x 9,0	43,86	50,84	58,02	63,79	80,25	88,21	87,45	117,75	38 x 14	51,61
M 16x1,50	14,50	D	100 x 22 x 12,0 x 9,0	55,28	68,16	71,01	81,19	78,41	91,53			45 x 14	82,34
M 16x2,00	14,00	D	110 x 27 x 12,0 x 9,0	51,58	61,45	66,24	73,23	91,62	101,26	119,37	126,99	45 x 18	69,33
M 18x2,50	15,50	D	125 x 30 x 14,0 x 11,0	73,11	82,59	90,46	98,69	129,43	137,52	177,19	191,70	45 x 18	69,33
M 20x2,50	17,50	D	140 x 32 x 16,0 x 12,0	78,99	88,04	103,10	111,07	135,99	154,83	188,84	199,61	45 x 18	69,33
M 22x2,50	19,50	D	140 x 32 x 18,0 x 14,5	95,56	108,64	116,52	124,72	159,50	174,05			55 x 22	103,06
M 24x3,00	21,00	D	160 x 34 x 18,0 x 14,5	113,62	130,06	131,29	142,66	179,72	199,07			55 x 22	103,06

* Vc: Cutting Speed (m/min)

POWDER STEEL MACHINE TAPS FOR STAINLESS STEEL

INOX | **M** | DIN 13 60° p | TOL 6H

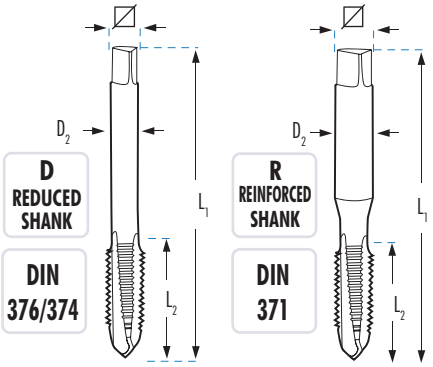

				M2RX	M4RX	M2RXT	M4RXT	M2RXHL	M4RXHL
			QUALITY	★★	★★	★★★	★★★	★★★★	★★★★
			MATERIAL	HSS PM	HSS PM	HSSCo 5%	HSSCo 5%	HSS PM	HSS PM
			COATING	OX	OX	TiN	TiN	HARD LUBE	HARD LUBE
			HELIX ANGLE	B FORM	35°	B FORM	35°	B FORM	35°
	Ø		$L_1 \times L_2 \times D_2 \times$ ⌀ mm	€	€	€	€	€	€
M 3x0,50	2,50	R	56 x 11 x 3,5 x 2,7	21,02	24,98	24,28	27,47	32,11	37,76
M 4x0,70	3,30	R	63 x 13 x 4,5 x 3,4	22,07	24,98	25,46	27,92	33,73	38,75
M 5x0,80	4,20	R	70 x 16 x 6,0 x 4,9	22,07	25,17	25,46	28,34	33,73	39,33
M 6x1,00	5,00	R	80 x 17 x 6,0 x 4,9	24,18	27,22	26,96	29,63	36,93	41,15
M 8x1,00	7,00	D	90 x 20 x 6,0 x 4,9	39,04	42,78				
M 8x1,25	6,80	R	90 x 20 x 8,0 x 6,2	26,97	31,01	31,16	34,14	41,23	47,39
M 10x1,00	9,00	D	90 x 16 x 7,0 x 5,5	40,24	42,96				
M 10x1,50	8,50	R	100 x 22 x 10,0 x 8,0	32,99	36,79	36,44	40,26	50,38	56,20

REDUCED SHANK				M2DX	M4DX	M2DXT	M4DXT	M2DXHL	M4DXHL
M 12x1,00	11,00	D	100 x 22 x 9,0 x 7,0	45,63	52,35				
M 12x1,50	10,50	D	100 x 22 x 9,0 x 7,0	46,32	54,77				
M 12x1,75	10,20	D	110 x 24 x 9,0 x 7,0	42,39	49,63	46,61	52,47	66,34	77,66
M 14x2,00	12,00	D	110 x 26 x 11,0 x 9,0	60,34	69,12	60,72	65,64	88,15	97,61
M 16x2,00	14,00	D	110 x 27 x 12,0 x 9,0	67,20	79,77	68,92	75,53	98,14	118,06
M 18x2,50	15,50	D	125 x 30 x 14,0 x 11,0	100,63	113,51	103,90	107,81	157,49	167,97
M 20x2,50	17,50	D	140 x 32 x 16,0 x 12,0	108,75	119,87	118,63	121,80	167,43	177,36
M 22x2,50	19,50	D	140 x 32 x 18,0 x 14,5	130,49	137,88	147,26	159,44		
M 24x3,00	21,00	D	160 x 34 x 18,0 x 14,5	137,19	157,47	150,13	163,09		
M 27x3,00	24,00	D	160 x 36 x 20,0 x 16,0	179,71	206,27				
M 30x3,50	26,50	D	180 x 40 x 22,0 x 18,0	229,81	263,78				

* Vc: Cutting Speed (m/min)

- **CUT MAGIC XTHICK** Coolant
- We recommend using **CUT MAGIC XTHICK** to optimize the threading in stainless steel, inconel, titanium, etc.

Ref. ACXT00250

Super Plus TAPS FOR THREADING REFRACTORY ALLOYS

M | DIN 13 60° p | TOL 6H | INOX DUPLEX | Ni | INC | Ti

SPECIALLY RECOMMENDED FOR AERONAUTICAL APPLICATIONS

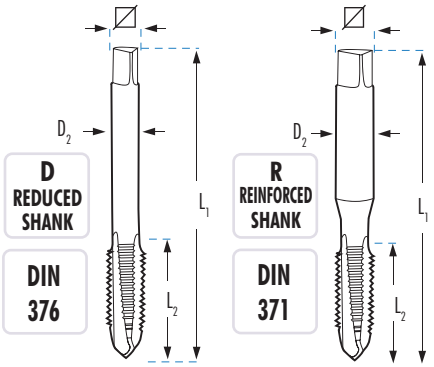

				M2RDU	M4RDU	M2RNI	M3RNI	M2RTIT	M3RTIT
QUALITY				★★★★	★★★★	★★★★	★★★★	★★★★	★★★★
MATERIAL				HSS V3	HSS V3	HSS PM	HSS PM	HSS PM	HSS PM
COATING				TiCN	TiCN	BRIGHT	BRIGHT	OX	OX
HELIX ANGLE				B FORM	41°	B FORM	15°	B FORM	15°
	ø		L1 x L2 x D2 x ▨ mm	€	€	€	€	€	€
M 3x0,50	2,50	R	56 x 11 x 3,5 x 2,7	43,21	44,26	80,27	82,03	59,60	65,78
M 4x0,70	3,30	R	63 x 13 x 4,5 x 3,4	43,21	44,53	82,03	84,25	61,46	65,78
M 5x0,80	4,20	R	70 x 16 x 6,0 x 4,9	44,66	45,53	84,92	86,93	63,01	70,07
M 6x1,00	5,00	R	80 x 17 x 6,0 x 4,9	45,89	46,86	85,59	88,01	63,01	71,04
M 8x1,25	6,80	R	90 x 20 x 8,0 x 6,2	64,09	66,82	96,73	99,30	72,81	82,03
M 10x1,50	8,50	R	100 x 22 x 10,0 x 8,0	83,07	85,23	114,92	118,44	90,17	98,85
	REDUCED SHANK			M2DDU	M4DDU	M2DNI	M3DNI	M2DTIT	M3DTIT
M 12x1,75	10,20	D	110 x 24 x 9,0 x 7,0	112,30	121,26	147,82	163,44	113,17	122,81
M 14x2,00	12,00	D	110 x 26 x 11,0 x 9,0						
M 16x2,00	14,00	D	110 x 27 x 12,0 x 9,0	165,14	176,59				
M 18x2,50	15,50	D	125 x 30 x 14,0 x 11,0						
M 20x2,50	17,50	D	140 x 32 x 16,0 x 12,0	244,53	264,13				
M 22x2,50	19,50	D	140 x 32 x 18,0 x 14,5						
M 24x3,00	21,00	D	160 x 34 x 18,0 x 14,5	331,21	336,89				
M 27x3,00	24,00	D	160 x 36 x 20,0 x 16,0	425,51	446,03				
M 30x3,50	26,50	D	180 x 40 x 22,0 x 18,0	502,54	525,85				

* Vc: Cutting Speed (m/min)

MACHINE TAPS FOR SUPER SOFT CONSTRUCTION STEEL <450 N/mm²

DIN 13 60° p | HSSCo 5% | OX | TOL 6H

APPLICATIONS

450 N/mm² | ST52 | Al

Specific cutting geometry for soft materials without oversize. The tap fits perfectly with this type of materials while the conventional taps can generate oversize when tapping.



				M2RSS	M4RSS
	Ø		$L_1 \times L_2 \times D_2 \times$ ▨ mm	B FORM €	35° €
M 3 x 0,50	2,50	R	56 x 11 x 3,5 x 2,7	14,97	20,00
M 4 x 0,70	3,30	R	63 x 13 x 4,5 x 3,4	15,67	20,01
M 5 x 0,80	4,20	R	70 x 16 x 6,0 x 4,9	15,69	19,19
M 6 x 1,00	5,00	R	80 x 17 x 6,0 x 4,9	17,21	21,04
M 8 x 1,25	6,80	R	90 x 20 x 8,0 x 6,2	19,31	23,80
M 10 x 1,50	8,50	R	100 x 22 x 10,0 x 8,0	23,78	28,19
		REDUCED SHANK		M2DSS	M4DSS
M 12 x 1,75	10,20	D	110 x 24 x 9,0 x 7,0	29,99	36,31
M 14 x 2,00	12,00	D	110 x 26 x 11,0 x 9,0	44,28	52,29
M 16 x 2,00	14,00	D	110 x 27 x 12,0 x 9,0	51,79	63,17
M 18 x 2,50	15,50	D	125 x 30 x 14,0 x 11,0	73,77	81,89
M 20 x 2,50	17,50	D	140 x 32 x 16,0 x 12,0	79,63	90,78
M 22 x 2,50	19,50	D	140 x 32 x 18,0 x 14,5	95,59	106,53
M 24 x 3,00	21,00	D	160 x 34 x 18,0 x 14,5	113,86	129,49
M 27 x 3,00	24,00	D	160 x 36 x 20,0 x 16,0	142,41	159,32
M 30 x 3,50	26,50	D	180 x 40 x 22,0 x 18,0	182,98	204,17

* Vc: Cutting Speed (m/min)

HSSV3 MACHINE TAPS FOR HARD MATERIALS

1200 N/mm²

DIN 13 60° p

HSS V3

TOL 6H

HARD MATERIALS

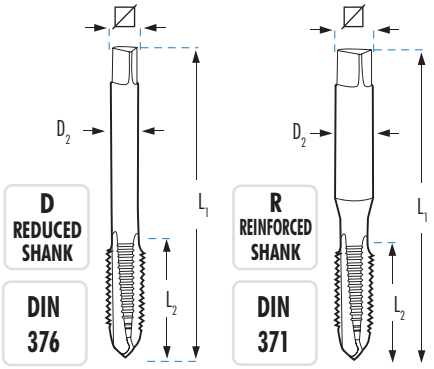

				M2RMD	M4RMD	M2RMDTX	M4RMDTX
			QUALITY	★★★	★★★	★★★★	★★★★
			MATERIAL	HSS V3	HSS V3	HSS V3	HSS V3
			COATING	OX	OX	TINALOX	TINALOX
			HELIX ANGLE	B FORM	35°	B FORM	35°
	Ø	L1 x L2 x D2 x ▨ mm		€	€	€	€
M 3x0,50	2,50	R	56 x 11 x 3,5 x 2,7	18,45	20,20	27,06	31,82
M 4x0,70	3,30	R	63 x 13 x 4,5 x 3,4	18,51	20,27	28,43	33,32
M 5x0,80	4,20	R	70 x 16 x 6,0 x 4,9	18,51	21,26	28,43	33,32
M 6x1,00	5,00	R	80 x 17 x 6,0 x 4,9	21,01	21,97	31,14	35,04
M 8x1,25	6,80	R	90 x 20 x 8,0 x 6,2	22,45	25,92	34,76	39,95
M 10x1,50	8,50	R	100 x 22 x 10,0 x 8,0	25,86	29,85	43,98	49,06

REDUCED SHANK				M2DMD	M4DMD	M2DMDTX	M4DMDTX
M 12x1,75	10,20	D	110 x 24 x 9,0 x 7,0	36,87	42,53	58,58	68,58
M 14x2,00	12,00	D	110 x 26 x 11,0 x 9,0	48,36	50,48	83,35	91,52
M 16x2,00	14,00	D	110 x 27 x 12,0 x 9,0	54,10	61,08	92,84	110,68
M 18x2,50	15,50	D	125 x 30 x 14,0 x 11,0	80,66	86,89	136,50	154,58
M 20x2,50	17,50	D	140 x 32 x 16,0 x 12,0	87,17	91,74	147,53	163,18

* Vc: Cutting Speed (m/min)

MACHINE TAPS FOR HARDENED MATERIALS (HARDOX 450/500)

1400 N/mm² | DIN 13 60° p | TOL 6H | HSSE | HSS PM | SOLID CARBIDE | VERY HARD MATERIALS | 48 HRc | 48-62 HRc

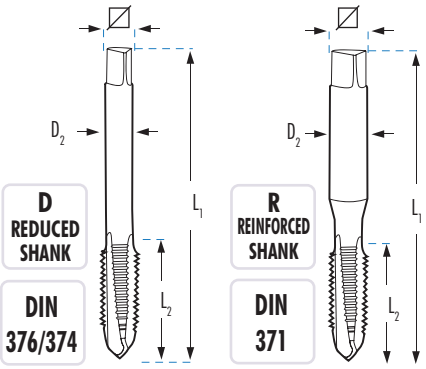

				M2RC	M3RC	M2HRC	M4HRC		M1RCM		M1RHMC
			MATERIAL	HSSE	HSSE	HSS PM	HSS PM		HSS PM		SOLID CARBIDE
			COATING	TiAlN	TiAlN	TINALOX	TINALOX		TiCN		TiCN
			FORM	B FORM	15°	B FORM	35°		C FORM		C FORM
	Ø	L1 x L2 x D2 x ▨ mm		€	€	€	€	Ø	€	Ø	€
M 3 x 0,50	2,50	R	56 x 11 x 3,5 x 2,7	29,52	31,40	32,64	36,56	2,60	47,28	2,60	130,98
M 4 x 0,70	3,30	R	63 x 13 x 4,5 x 3,4	29,58	33,44	33,90	37,97	3,40	41,59	3,40	130,98
M 5 x 0,80	4,20	R	70 x 16 x 6,0 x 4,9	29,86	32,68	34,23	38,34	4,30	46,47	4,30	130,98
M 6 x 1,00	5,00	R	80 x 17 x 6,0 x 4,9	32,28	36,18	35,69	39,97	5,10	59,50	5,10	163,73
M 8 x 1,25	6,80	R	90 x 20 x 8,0 x 6,2	37,28	42,54	44,37	49,71	6,90	66,00	6,90	184,26
M 10 x 1,50	8,50	R	100 x 22 x 10,0 x 8,0	44,63	52,70	53,11	55,77	8,60	85,56	8,60	282,73
REDUCED SHANK				M2DC	M3DC	M2HDC	M4HDC		M1RCM		M1DHMC
M 12 x 1,75	10,20	D	110 x 24 x 9,0 x 7,0	66,74	79,22	81,07	88,38	10,40	113,20 *	10,40	442,80
M 14 x 2,00	12,00	D	110 x 26 x 11,0 x 9,0	90,11	105,40	96,14	108,13	12,10	143,12 *	12,10	510,23
M 16 x 2,00	14,00	D	110 x 27 x 12,0 x 9,0	101,67	121,07	106,89	123,95	14,10	153,09 *	16,10	666,25
M 18 x 2,50	15,50	D	125 x 30 x 14,0 x 11,0	128,75	140,20	132,32	144,23			15,75	813,95
M 20 x 2,50	17,50	D	140 x 32 x 16,0 x 12,0	155,93	162,29	156,26	170,33			17,75	1.287,53
M 22 x 2,50	19,50	D	140 x 32 x 18,0 x 14,5	220,88	230,33						
M 24 x 3,00	21,00	D	160 x 34 x 18,0 x 14,5	226,13	236,63	235,97	257,22				
M 27 x 3,00	24,00	D	160 x 36 x 20,0 x 16,0	236,63	254,48						
M 30 x 3,50	26,50	D	180 x 40 x 22,0 x 18,0	253,31	268,13						

* Vc: Cutting Speed (m/min)

* Reinforced shank: M12 - Ø 12 x 9
M14 - Ø 14 x 11
M16 - Ø 16 x 12

- **CUT MAGIC XTHICK** Coolant
- We recommend using the same machine and exact position as the one used during prior drilling to ensure perfect coaxiality.

Ref. ACXT00250

HRc	Vc (m/min)
48 Hrc	8 m/min
56 Hrc	6 m/min
62Hrc	3 m/min

ALL ROAD MACHINE TAPS FOR THREADING ANY MATERIAL

ALL ROAD | DIN 13 60° p | HSSCo 5% | TiN | TOL 6H

APPLICATIONS

1200 N/mm² | Al | CAST IRON | Ti | INOX

Vc 13 m/min

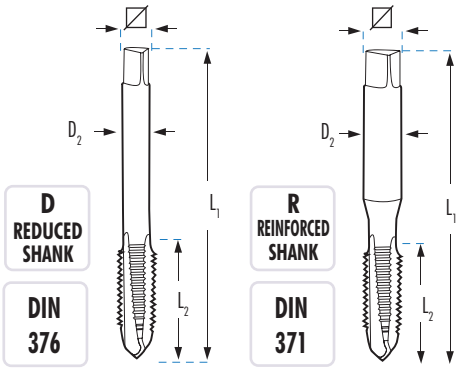

D REDUCED SHANK — DIN 376

R REINFORCED SHANK — DIN 371

			L1 x L2 x D2 x ⧄ mm	M2RD B FORM €	M4RD 35° €
M 3 x 0,50	2,50	R	56 x 11 x 3,5 x 2,7	27,71	34,64
M 4 x 0,70	3,30	R	63 x 13 x 4,5 x 3,4	29,65	34,64
M 5 x 0,80	4,20	R	70 x 16 x 6,0 x 4,9	31,54	35,88
M 6 x 1,00	5,00	R	80 x 17 x 6,0 x 4,9	32,64	37,24
M 8 x 1,25	6,80	R	90 x 20 x 8,0 x 6,2	38,24	42,49
M 10 x 1,50	8,50	R	100 x 22 x 10,0 x 8,0	44,12	50,34
		REDUCED SHANK		M2DD	M4DD
M 12 x 1,75	10,20	D	110 x 24 x 9,0 x 7,0	55,60	66,19
M 14 x 2,00	12,00	D	110 x 26 x 11,0 x 9,0	72,61	79,79
M 16 x 2,00	14,00	D	110 x 27 x 12,0 x 9,0	81,36	88,06
M 18 x 2,50	15,50	D	125 x 30 x 14,0 x 11,0	127,14	130,38
M 20 x 2,50	17,50	D	140 x 32 x 16,0 x 12,0	129,51	134,36

* Vc: Cutting Speed (m/min)

HSSCo & CARBIDE MACHINE TAPS FOR SPECIAL APPLICATIONS

Al | CAST IRON | BRASS | DIN 13 60° p | HSSCo 5% | SOLID CARBIDE | TOL 6H

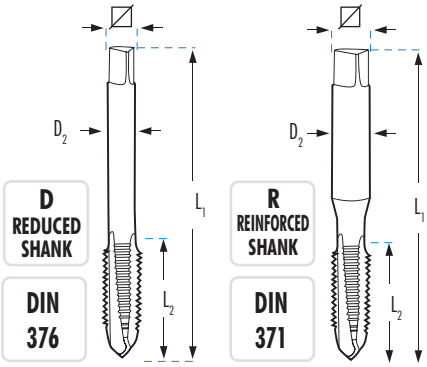

				M5R	M6R	M1RFM	MHM1R	M1RL	M1RLCRN
			APPLICATION	Al	Al	CAST IRON	CAST IRON	BRASS	BRASS
			MATERIAL	HSSCo 5%	HSSCo 5%	HSSCo 5%	SOLID CARBIDE	HSSCo 5%	HSSCo 5%
			COATING	BRIGHT	BRIGHT	OX	BRIGHT	BRIGHT	CrN
			FORM	INTERRUPTED THREAD	2 FLUTES	C FORM	C FORM	C FORM	C FORM
	Ø	L1 x L2 x D2 x ▨ mm		€	€	€	€	€	€
M 3x0,50	2,50	R	56 x 11 x 3,5 x 2,7	23,91	25,65	16,92	85,74	20,25	23,01
M 4x0,70	3,30	R	63 x 13 x 4,5 x 3,4	24,05	25,65	17,48	85,74	21,50	25,36
M 5x0,80	4,20	R	70 x 16 x 6,0 x 4,9	23,91	26,20	17,48	85,74	21,50	25,45
M 6x1,00	5,00	R	80 x 17 x 6,0 x 4,9	25,20	28,33	19,86	97,80	23,56	27,79
M 8x1,25	6,80	R	90 x 20 x 8,0 x 6,2	30,17	33,95	22,24	109,20	26,87	33,79
M 10x1,50	8,50	R	100 x 22 x 10,0 x 8,0	36,37	40,14	25,44	136,86	32,32	41,12
REDUCED SHANK				M5D	M6D	M1DFM	MHM1D	M1DL	M1DLCRN
M 12x1,75	10,20	D	110 x 24 x 9,0 x 7,0	46,23	50,45	32,60	190,92	38,42	50,63
M 14x2,00	12,00	D	110 x 26 x 11,0 x 9,0	83,72	87,13	53,59	297,42	47,17	61,70
M 16x2,00	14,00	D	110 x 27 x 12,0 x 9,0	91,25	98,81	63,05	353,84	54,26	68,99
M 18x2,50	15,50	D	125 x 30 x 14,0 x 11,0			88,20	433,74	71,17	87,37
M 20x2,50	17,50	D	140 x 32 x 16,0 x 12,0			88,55	525,24	79,88	97,27

* Vc: Cutting Speed (m/min)

- **CUT MAGIC ALUMINIUM** Coolant
- We recommend using CUT MAGIC ALUMINIUM to optimize the aluminium and its casts threading

Ref. ACAL00250

FORMING MACHINE TAPS WITH & WITHOUT OIL GROOVES

FORMING | DIN 13 60° p | HSSCo 5% | HSSCo 8% | TOL 6HX

APPLICATIONS

800 N/mm² | Al | CAST IRON | 1400 N/mm² | INOX

Plus

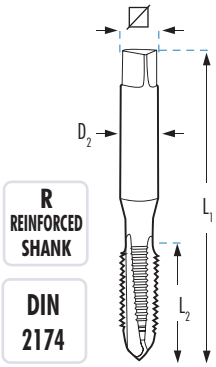

R REINFORCED SHANK

DIN 2174

				M07R	M07RT	M07RCR	M07RCCR	M09RCCR	M07RXTCR
APPLICATION				FORMING	FORMING	FORMING	FORMING	FORMING	FORMING
MATERIAL				HSSCo 5%	HSSCo 5%	HSSCo 5%	HSSCo 5%	HSSCo 8%	HSSCo 5%
COATING				OX	TiN	OX	TiCN	TiCN	TiN
FORM									
	Ø	L1 x L2 x D2 x ▨ mm		€	€	€	€	€	€
M 3x0,50	2,75	R	56 x 11 x 3,5 x 2,7	33,82	36,72	37,22	46,70	112,36	83,79
M 3,5x0,60	3,20	R	56 x 11 x 3,5 x 2,7	35,55	40,49	38,45	49,43		
M 4x0,70	3,65	R	63 x 13 x 4,5 x 3,4	33,82	38,29	37,22	48,71	113,78	83,79
M 5x0,80	4,60	R	70 x 16 x 6,0 x 4,9	33,82	38,29	37,22	48,71	115,29	90,43
M 6x1,00	5,50	R	80 x 17 x 6,0 x 4,9	36,52	40,47	40,16	51,48	117,12	90,43
M 8x1,25	7,40	R	90 x 20 x 8,0 x 6,2	42,56	53,41	46,82	67,97	129,92	108,22
M 10x1,50	9,30	R	100 x 22 x 10,0 x 8,0	47,33	59,89	52,08	74,80	155,12	132,12
REDUCED SHANK				M07D	M07DT	M07DCR	M07DCCR	M09DCCR	M07DXTCR
M 12x1,75	11,20	D	110 x 24 x 9,0 x 7,0	55,79	78,32	59,09	85,66	183,62	172,05
M 14x2,00	13,05	D	110 x 26 x 11,0 x 9,0	100,57	123,69	104,48	139,06	228,52	247,51
M 16x2,00	15,05	D	110 x 27 x 12,0 x 9,0	118,06	139,31	122,63	147,21	314,30	251,80
M 18x2,50	16,80	D	125 x 30 x 14,0 x 11,0	135,48	166,58	140,72	173,94	372,40	
M 20x2,50	18,80	D	140 x 32 x 16,0 x 12,0	178,51	252,17	185,43	264,43	412,29	

MACHINE TAPS WITH SPECIAL TOLERANCE AND OVERSIZE

HSSCo 5%

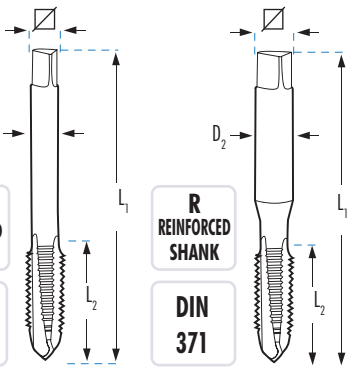

D REDUCED SHANK — **DIN 376**

R REINFORCED SHANK — **DIN 371**

				M2R4H	M4R4H	M2R6G	M4R6G	M2R7G	M4R7G	M2R+0,1	M4R+0,1	M2R+0,2	M4R+0,2
			TOLERANCE	TOL 4H	TOL 4H	TOL 6G	TOL 6G	TOL 7G	TOL 7G	TOL 6H (+0,1)	TOL 6H (+0,1)	TOL 6H (+0,2)	TOL 6H (+0,2)
			MATERIAL	HSSCo 5%	HSSCo 5%	HSSCo 5%	HSSCo 5%	HSSCo 5%	HSSCo 5%	HSSCo 5%	HSSCo 5%	HSSCo 5%	HSSCo 5%
			COATING	BRIGHT	BRIGHT	BRIGHT	BRIGHT	BRIGHT	BRIGHT	BRIGHT	BRIGHT	BRIGHT	BRIGHT
			FORM	B FORM	35°	B FORM	35°	B FORM	35°	B FORM	35°	B FORM	35°
	Ø		L1 x L2 x D2 x ⧄ mm	€	€	€	€	€	€	€	€	€	€
M 3x0,50	2,50	R	56 x 11 x 3,5 x 2,7	23,14	28,61	16,98	20,20	23,14	28,61	23,89	31,87	27,41	33,94
M 4x0,70	3,30	R	63 x 13 x 4,5 x 3,4	23,68	28,61	16,98	20,20	23,68	28,61	24,45	31,87	28,04	33,94
M 5x0,80	4,20	R	70 x 16 x 6,0 x 4,9	23,68	27,42	16,98	19,82	23,68	27,42	24,45	30,52	28,04	32,49
M 6x1,00	5,00	R	80 x 17 x 6,0 x 4,9	26,02	30,08	18,28	21,77	26,02	30,08	26,85	33,50	30,82	35,66
M 8x1,00	7,00	D	90 x 20 x 6,0 x 4,9			35,60	39,36						
M 8x1,25	6,75	R	90 x 20 x 8,0 x 6,2	29,14	34,35	21,25	25,52	29,14	34,35	30,08	38,22	34,52	40,71
M 10x1,00	9,00	D	90 x 16 x 7,0 x 5,5			42,04	48,93						
M 10x1,50	8,50	R	100 x 22 x 10,0 x 8,0	35,83	40,77	26,15	29,18	35,83	40,77	37,01	45,33	42,48	48,26

REDUCED SHANK				M2D4H	M4D4H	M2D6G	M4D6G	M2D7G	M4D7G	M2D+0,1	M4D+0,1	M2D+0,2	M4D+0,2
M 12x1,50	10,50	D	100 x 22 x 9,0 x 7,0			76,60	90,81						
M 12x1,75	10,20	D	110 x 24 x 9,0 x 7,0	46,20	54,85	34,48	41,54	46,20	54,85	46,35	58,76	52,66	62,57
M 14x2,00	12,00	D	110 x 26 x 11,0 x 9,0			42,36	50,89			75,61	93,53	85,92	99,61
M 16x2,00	14,00	D	110 x 27 x 12,0 x 9,0			52,35	61,47			88,92	113,03	101,08	120,37
M 18x2,50	15,50	D	125 x 30 x 14,0 x 11,0			73,83	76,10			134,46	152,24	143,18	162,11
M 20x2,50	17,50	D	140 x 32 x 16,0 x 12,0			76,25	87,48			145,29	161,99	154,71	172,50

4H.- Highly accurate threads. Finer adjustment.
6G.- For coating threads. Thicknesses between 20 - 40 µ
7G.- For coating threads. Thicknesses between 40 - 50 µ
6H (+0,1).- To make oversized threads or compensate heat treatment deformations.
6H (+0,2).- To make oversized threads or compensate heat treatment deformations.

HSSCo EXTRA-LONG MACHINE TAPS

B FORM | **HSSCo 5%** | **BRIGHT** | **TOL 6H** | **R REINFORCED SHANK** | **DIN 371** | **D REDUCED SHANK** | **DIN 376**

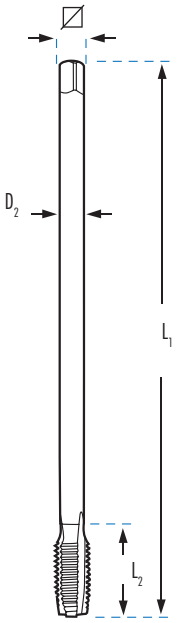

				M2L B FORM €
		L1 x L2 x D2 x ▨ mm		
M2LM03X0,50	M 3x0,50	2,50	R 100 x 10 x 3,5 x 2,7	38,63
M2LM04X0,70	M 4x0,70	3,30	R 120 x 12 x 4,5 x 3,4	39,48
M2LM05X0,80	M 5x0,80	4,20	R 140 x 14 x 6,0 x 4,9	39,48
M2LM06X1,00-120	M 6x1,00	5,00	R 120 x 16 x 6,0 x 4,9	41,67
M2LM06X1,00	M 6x1,00	5,00	R 160 x 16 x 6,0 x 4,9	43,38
M2LM07X1,00	M 7x1,00	6,00	R 160 x 17 x 7,0 x 5,5	49,27
M2LM08X1,25-150	M 8x1,25	6,80	R 150 x 18 x 8,0 x 6,2	49,34
M2LM08X1,25	M 8x1,25	6,80	R 180 x 18 x 8,0 x 6,2	50,86
		REDUCED SHANK		M2L-D
M2LM06X1,00D	M 6x1,00	5,00	D 160 x 16 x 4,5 x 3,4	45,03
M2LM08X1,25D	M 8x1,25	6,80	D 180 x 18 x 6,2 x 5,0	52,84
M2LM10X1,50-150	M 10x1,50	8,50	D 150 x 20 x 7,0 x 5,5	58,13
M2LM10X1,50	M 10x1,50	8,50	D 200 x 20 x 7,0 x 5,5	62,61
M2LM12X1,75-150	M 12x1,75	10,20	D 150 x 22 x 8,5 x 6,5	72,11
M2LM12X1,75	M 12x1,75	10,20	D 220 x 22 x 8,5 x 6,5	77,04
M2LM14X2,00	M 14x2,00	12,00	D 220 x 25 x 10,5 x 8,0	119,55
M2LM16X2,00	M 16x2,00	14,00	D 220 x 28 x 12,5 x 10,0	140,64
M2LM18X2,50	M 18x2,50	15,50	D 250 x 32 x 14,0 x 11,0	255,90
M2LM20X2,50	M 20x2,50	17,50	D 250 x 32 x 16,0 x 12,0	276,57
M2LM22X2,50	M 22x2,50	19,50	D 250 x 35 x 18,0 x 14,5	315,32
M2LM24X3,00	M 24x3,00	21,00	D 250 x 38 x 18,0 x 14,5	385,57

35° | **HSSCo 5%** | **BRIGHT** | **TOL 6H** | **R REINFORCED SHANK** | **DIN 371** | **D REDUCED SHANK** | **DIN 376**

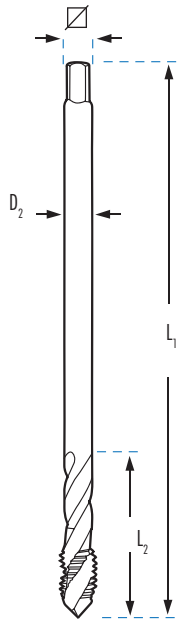

				M4L 35° €
		L1 x L2 x D2 x ▨ mm		
M4LM03X0,50	M 3x0,50	2,50	R 100 x 10 x 3,5 x 2,7	47,80
M4LM04X0,70	M 4x0,70	3,30	R 120 x 12 x 4,5 x 3,4	47,80
M4LM05X0,80	M 5x0,80	4,20	R 140 x 14 x 6,0 x 4,9	45,79
M4LM06X1,00-120	M 6x1,00	5,00	R 120 x 16 x 6,0 x 4,9	47,21
M4LM06X1,00	M 6x1,00	5,00	R 160 x 16 x 6,0 x 4,9	50,23
M4LM07X1,00	M 7x1,00	6,00	R 160 x 17 x 7,0 x 5,5	57,03
M4LM08X1,25-150	M 8x1,25	6,80	R 150 x 18 x 8,0 x 6,2	57,86
M4LM08X1,25	M 8x1,25	6,80	R 180 x 18 x 8,0 x 6,2	61,04
		REDUCED SHANK		M4L-D
M4LM06X1,00D	M 6x1,00	5,00	D 160 x 16 x 4,5 x 3,4	52,19
M4LM08X1,25D	M 8x1,25	6,80	D 180 x 18 x 6,2 x 5,0	62,15
M4LM10X1,50-150	M 10x1,50	8,50	D 150 x 20 x 7,0 x 5,5	65,48
M4LM10X1,50	M 10x1,50	8,50	D 200 x 20 x 7,0 x 5,5	70,74
M4LM12X1,75-150	M 12x1,75	10,20	D 150 x 22 x 8,5 x 6,5	80,18
M4LM12X1,75	M 12x1,75	10,20	D 220 x 22 x 8,5 x 6,5	91,51
M4LM14X2,00	M 14x2,00	12,00	D 220 x 25 x 10,5 x 8,0	133,96
M4LM16X2,00	M 16x2,00	14,00	D 220 x 28 x 12,5 x 10,0	194,13
M4LM18X2,50	M 18x2,50	15,50	D 250 x 32 x 14,0 x 11,0	289,75
M4LM20X2,50	M 20x2,50	17,50	D 250 x 32 x 16,0 x 12,0	308,37
M4LM22X2,50	M 22x2,50	19,50	D 250 x 25 x 18,0 x 14,5	345,44
M4LM24X3,00	M 24x3,00	21,00	D 250 x 32 x 18,0 x 14,5	393,79

EXTRA-LONG NUT MACHINE TAPS

HSSCo 5% | BRIGHT | TOL 6H | DIN 357

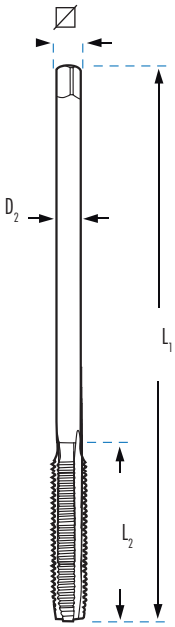

				MTU A FORM €
M	3x0,50**	2,50	D 70 x 22 x 2,2	25,34
M	4x0,70	3,30	D 90 x 25 x 2,8 x 2,1	25,34
M	5x0,80	4,20	D 100 x 28 x 3,5 x 2,7	25,34
M	6x1,00	5,00	D 110 x 32 x 4,5 x 3,4	25,34
M	8x1,25	6,80	D 125 x 40 x 6,0 x 4,9	30,54
M	10x1,50	8,50	D 140 x 45 x 7,0 x 5,5	29,85
M	12x1,75	10,20	D 180 x 50 x 9,0 x 7,0	36,15
M	14x2,00	12,00	D 200 x 56 x 11,0 x 9,0	57,13
M	16x2,00	14,00	D 200 x 63 x 12,0 x 9,0	70,73
M	18x2,50	15,50	D 220 x 63 x 14,0 x 11,0	95,15
M	20x2,50	17,50	D 250 x 70 x 16,0 x 12,0	134,33*
M	22x2,50	19,50	D 280 x 80 x 18,0 x 14,5	164,81*
M	24x3,00	21,00	D 280 x 80 x 18,0 x 14,5	224,25*

**Cylindrical shank
*Available until end of stock

HSS MACHINE TAPS FOR TRAPEZOIDAL THREADS

30° | HSS | BRIGHT | DIN 103 | TOL 7H

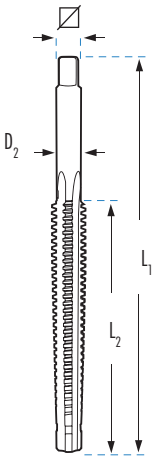

		MRTM €
Tr 14 x 3	11,25	160 x 105 x 10,5 x 8,0	598,95
Tr 16 x 4	12,25	205 x 110 x 11,5 x 9,0	623,53
Tr 18 x 4	14,25	215 x 120 x 13,0 x 10,0	657,30
Tr 20 x 4	16,25	230 x 130 x 15,0 x 12,0	660,38
Tr 22 x 5	17,25	270 x 165 x 16,0 x 12,0	869,25
Tr 24 x 5	19,25	280 x 165 x 18,0 x 14,5	985,98
Tr 26 x 5	21,25	290 x 170 x 20,0 x 16,0	1.020,18
Tr 28 x 5	23,25	300 x 180 x 22,0 x 18,0	1.155,64
Tr 30 x 6	24,25	345 x 200 x 23,0 x 18,0	1.329,98

HSSCo DRILL-TAPS

DIN 13 60° p | HSSCo 5% | BRIGHT | TOL 6H | R REINFORCED SHANK | DIN 371 | D REDUCED SHANK | DIN 376

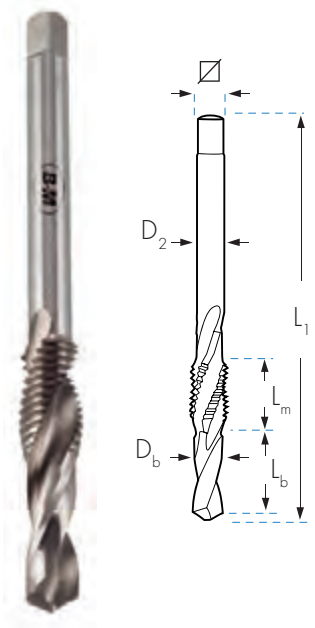

		Lb mm	Lm mm	L1 mm	Db mm	D2 mm	⌀ mm	M8M €
M 3x0,50	R	9,0	12,5	62,0	2,5	3,5	2,7	38,84
M 4x0,70	R	10,0	16,0	66,0	3,30	4,5	3,4	38,84
M 5x0,80	R	12,5	18,0	75,5	4,20	6,0	4,9	40,36
M 6x1,00	R	14,0	20,0	81,0	5,00	6,0	4,9	44,57
M 8x1,00	R	20,0	14,0	91,0	7,00	6,0	4,9	52,32
M 8x1,25	R	20,0	14,0	91,0	6,75	8,0	6,2	50,25
REDUCED SHANK								
M 8x1,25	D	20,0	14,0	91,0	6,75	6,0	4,9	54,29
M 10x1,00	D	20,0	15,0	95,0	9,00	7,0	5,5	64,94
M 10x1,50	D	25,0	18,0	105,0	8,50	7,0	5,5	68,93
M 12x1,50	D	24,0	18,0	110,0	10,50	9,0	7,0	75,23
M 12x1,75	D	28,0	20,0	118,0	12,50	11,0	9,0	74,79
M 14x1,50	D	28,0	20,0	118,0	12,50	11,0	9,0	119,05
M 14x2,00	D	28,0	22,0	130,0	12,00	11,0	9,0	135,41
M 16x2,00	D	36,0	24,0	139,0	14,00	12,0	9,0	178,09
M 18x2,50	D	40,0	26,0	151,0	15,50	14,0	11,0	259,75
M 20x2,50	D	45,0	30,0	168,0	17,50	16,0	2,0	373,02

Note: Never use the drill taps in blind hole or through hole deeper than Lb

HSSCO STEP CUT DRILL-TAP WITH COUNTERSINK

NEW

DIN 13 60° p | HSSCo 5% | BRIGHT | TOL 6H | D REDUCED SHANK | 1/4" | STEPCUT

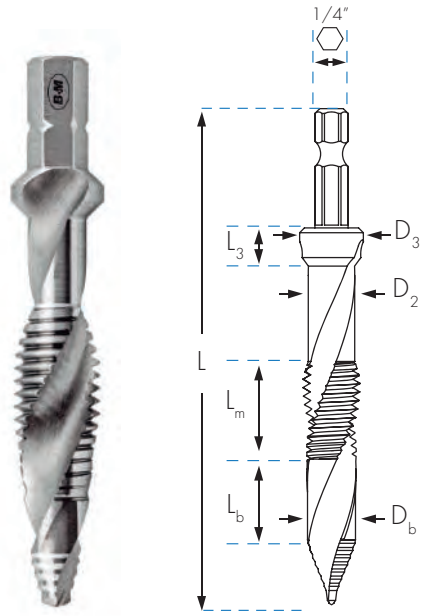

		Lb mm	Lm mm	L3 mm	L mm	Db mm	D2 mm	D3 mm	⬡	MTKM €
M 3x0,50	D	7,0	6,0	6,0	57,0	2,5	2,2	7,3	1/4"	28,21
M 4x0,70	D	7,0	8,5	6,0	62,0	3,3	3,0	7,3	1/4"	28,21
M 5x0,80	D	9,0	10,0	6,0	69,0	4,2	3,7	7,3	1/4"	29,44
M 6x1,00	D	10,0	12,0	6,0	73,0	5,0	4,5	7,3	1/4"	30,66
M 8x1,25	D	12,0	16,0	6,0	87,0	6,8	6,3	9,4	1/4"	42,38
M 10x1,50	D	14,0	20,0	6,0	96,0	8,5	8,0	11,4	1/4"	51,14
M 12x1,75	D	16,0	24,0	8,0	112,0	10,3	9,8	13,4	1/4"	56,36

Note: Never use the drill taps countersink in blind hole or through hole deeper than Lb

INDEXABLE THREAD TURNING INSERT

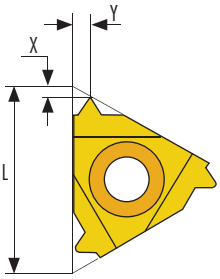

Right Hand External Thread

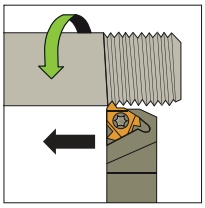

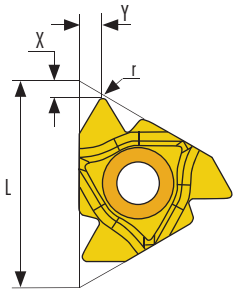

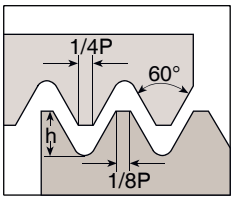

Norm: R262 (DIN 13)
Class Tolerance: 6g/6H

Full Profile

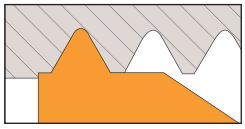

Form a complete thread, including the crest.
We'll need a separate insert for each pitch and profile

V-Profile

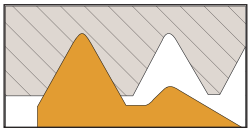

Doesn't top the thread crests.
The same insert may be used for a range of pitches with the same thread profile angle

FULL PROFILE 60º

EXTERNAL THREADING	L	Pitch	h	X	Y	€
PRE-16-075	16	0,75	0,46	0,6	0,6	**26,84***
PRE-16-100		1,00	0,61	0,7	0,7	**26,84***
PRE-16-125		1,25	0,77	0,8	0,9	**26,84***
PRE-16-150		1,50	0,92	0,8	1	**26,84***
PRE-16-175		1,75	1,07	0,9	1,2	**26,84***
PRE-16-200		2,00	1,23	1	1,3	**26,84***
PRE-16-250		2,50	1,53	1,1	1,5	**26,84***
PRE-16-300		3,00	1,84	1,2	1,6	**26,84***

* Till end of stock

V-PROFILE 60º

EXTERNAL THREADING	L	METRIC RANGE	INCH RANGE	r	X	Y	€
PPRE-16-150	16	0,50-1,50	48 - 16	0,05	0,80	0,90	**26,84***

* Till end of stock

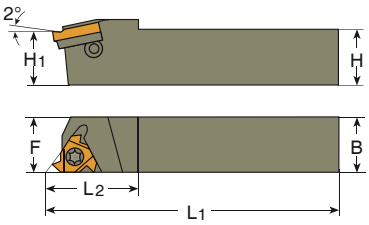

TOOL HOLDER FOR EXTERNAL THREADING

EXTERNAL THREADING	H1=H=B=F	L1	L2	€
PEXT-25-16	25	153	30	**196,21***

* Till end of stock

	Cs
STEEL 70 kg/mm²	25 m / min
HARDENED STEEL 120 kg/mm²	13 m / min
STAINLESS STEEL	11 m / min

	Cs
ALUMINIUM	50 m / min
TITANIUM	18 m / min
CAST IRON	25 m / min
BRASS	50 m / min

FORMULA TO CALCULATE THE TURNING SPEED OF THE WORKPIECE

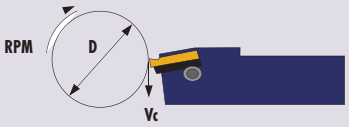

N: Revolution per Minute
Vc: Cutting Speed (m/min)
D: Workpiece Diameter (mm)

$$RPM = \frac{1000 \times Vc}{\pi \times D}$$

RPM Depends on Vc and D

INDEXABLE THREAD TURNING INSERT

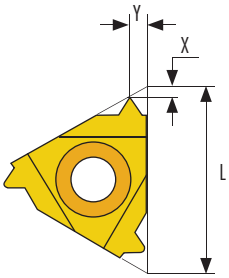

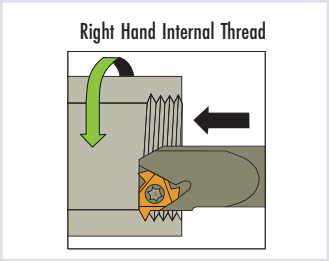

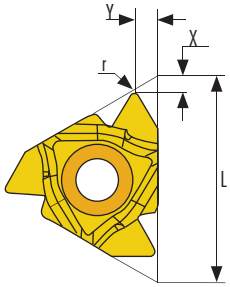

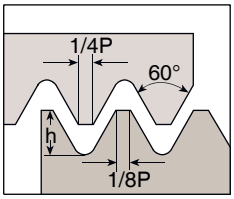

Norm: R262 (DIN 13)
Class Tolerance: 6g/6H

FULL PROFILE 60º

INTERNAL THREADING	L	Pitch	h	X	Y	€
PRI-16-075	16	0,75	0,43	0,6	0,6	**26,84** *
PRI-16-100		1,00	0,58	0,6	0,7	**26,84** *
PRI-16-125		1,25	0,72	0,8	0,9	**26,84** *
PRI-16-150		1,50	0,87	0,8	1,0	**26,84** *
PRI-16-175		1,75	1,01	0,9	1,2	**26,84** *
PRI-16-200		2,00	1,15	1,0	1,3	**26,84** *
PRI-16-250		2,50	1,44	1,1	1,5	**26,84** *
PRI-16-300		3,00	1,73	1,1	1,5	**26,84** *

* Till end of stock

V-PROFILE 60º

INTERNAL THREADING	L	METRIC RANGE	INCH RANGE	r	X	Y	€
PPRI-16-150	16	0,50-1,50	48 - 16	0,05	0,80	0,90	**26,84** *
PPRI-16-300		1,75-3,00	14 - 8	0,16	1,20	1,70	**26,84** *

* Till end of stock

TOOL HOLDER FOR INTERNAL THREADING

INTERNAL THREADING	L	L1	D	D1	A	Ø MÍN. HOLE	€
PINT-25-16	200	45	25	24,6	22,6	29	**236,46** *

* Till end of stock

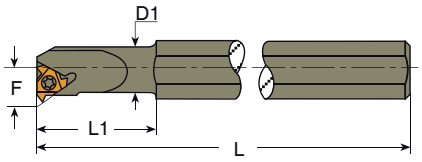

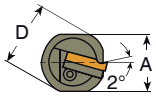

MACHINE TAPS FOR GENERAL PURPOSE IN METAL BOXES

GENERAL PURPOSE | HSSCo 5%

Ref. JM6

Ref. JM2

Ref. JM8

Ref. JM4

CONTENT

	C FORM	B FORM	15°	35°	HSS	HSSCo 5% €
JM5	M3 - M4 - M5 - M6 M8 - M10 - M12	-	-	-	-	111,81
JM1	M3 - M4 - M5 - M6 M8 - M10 - M12	-	-	-	2.5/3.3/4.2/5.0/6.8/8.5/10.2 mm	133,74
JM6	-	M3 - M4 - M5 - M6 M8 - M10 - M12	-	-	-	119,13
JM2	-	M3 - M4 - M5 - M6 M8 - M10 - M12	-	-	2.5/3.3/4.2/5.0/6.8/8.5/10.2 mm	133,98
JM7	-	-	M3 - M4 - M5 - M6 M8 - M10 - M12	-	-	148,42
JM3	-	-	M3 - M4 - M5 - M6 M8 - M10 - M12	-	2.5/3.3/4.2/5.0/6.8/8.5/10.2 mm	177,35
JM8	-	-	-	M3 - M4 - M5 - M6 M8 - M10 - M12	-	150,98
JM4	-	-	-	M3 - M4 - M5 - M6 M8 - M10 - M12	2.5/3.3/4.2/5.0/6.8/8.5/10.2 mm	175,46

MACHINE TAPS FOR SPECIAL APPLICATIONS IN METAL BOXES

Plus

Ref. JMPT2

CONTENT

	B FORM BRIGHT	35° BRIGHT	HSSCo 5%	HSS PM €		TiN €
JMP6	M3 - M4 - M5 - M6 M8 - M10 - M12	-	-	124,14	JMPT6	179,05
JMP2	M3 - M4 - M5 - M6 M8 - M10 - M12	-	2.5/3.3/4.2/5.0/6.8/8.5/10.2 mm	162,80	JMPT2	217,85
JMP8	-	M3 - M4 - M5 - M6 M8 - M10 - M12	-	179,05	JMPT8	197,20
JMP4	-	M3 - M4 - M5 - M6 M8 - M10 - M12	2.5/3.3/4.2/5.0/6.8/8.5/10.2 mm	217,85	JMPT4	236,13

INOX

CONTENT

	B FORM OX	35° OX	HSSCo 5%	HSS PM €		TiN €
JMX6	M3 - M4 - M5 - M6 M8 - M10 - M12	-	-	160,16	JMXT6	174,71
JMX2	M3 - M4 - M5 - M6 M8 - M10 - M12	-	2.5/3.3/4.2/5.0/6.8/8.5/10.2 mm	198,98	JMXT2	213,53
JMX8	-	M3 - M4 - M5 - M6 M8 - M10 - M12	-	182,77	JMXT8	201,50
JMX4	-	M3 - M4 - M5 - M6 M8 - M10 - M12	2.5/3.3/4.2/5.0/6.8/8.5/10.2 mm	221,57	JMXT4	240,29

1200 N/mm²

CONTENT

	B FORM OX	35° OX	HSSCo 5%	HSS V3 €		TINALOX €
JMMD6	M3 - M4 - M5 - M6 M8 - M10 - M12	-	-	145,58	JMMDT6	206,68
JMMD2	M3 - M4 - M5 - M6 M8 - M10 - M12	-	2.5/3.3/4.2/5.0/6.8/8.5/10.2 mm	184,39	JMMDT2	245,48
JMMD8	-	M3 - M4 - M5 - M6 M8 - M10 - M12	-	166,15	JMMDT8	238,33
JMMD4	-	M3 - M4 - M5 - M6 M8 - M10 - M12	2.5/3.3/4.2/5.0/6.8/8.5/10.2 mm	204,95	JMMDT4	277,13

MACHINE TAPS FOR SPECIAL APPLICATIONS IN METAL BOXES

1400 N/mm²

Ref. JMC2

CONTENT

	B FORM	TiCN	15°	TiCN	HSSCo 5%	HSS-PM €
JMC6	M3 - M4 - M5 - M6 - M8 - M10 - M12		-		-	247,65
JMC2	M3 - M4 - M5 - M6 - M8 - M10 - M12		-		2.5/3.3/4.2/5.0/6.8/8.5/10.2 mm	286,46
JMC8	-		M3 - M4 - M5 - M6 - M8 - M10 - M12		-	281,89
JMC4	-		M3 - M4 - M5 - M6 - M8 - M10 - M12		2.5/3.3/4.2/5.0/6.8/8.5/10.2 mm	320,70

ALL ROAD

CONTENT

	B FORM	TiN	35°	TiN	HSSCo 5%	HSSCo 5% €
JMD6	M3 - M4 - M5 - M6 - M8 - M10 - M12		-		-	223,80
JMD2	M3 - M4 - M5 - M6 - M8 - M10 - M12		-		2.5/3.3/4.2/5.0/6.8/8.5/10.2 mm	262,61
JMD8	-		M3 - M4 - M5 - M6 - M8 - M10 - M12		-	252,38
JMD4	-		M3 - M4 - M5 - M6 - M8 - M10 - M12		2.5/3.3/4.2/5.0/6.8/8.5/10.2 mm	291,19

Al

CONTENT

	INTERRUPTED THREAD	BRIGHT	2 FLUTES	BRIGHT	HSS	HSSCo 5% €
JMAL6	M3 - M4 - M5 - M6 - M8 - M10 - M12		-		-	177,20
JMAL2	M3 - M4 - M5 - M6 - M8 - M10 - M12		-		2.5/3.3/4.2/5.0/6.8/8.5/10.2 mm	216,00
JMAL8	-		M3 - M4 - M5 - M6 - M8 - M10 - M12		-	175,22
JMAL4	-		M3 - M4 - M5 - M6 - M8 - M10 - M12		2.5/3.3/4.2/5.0/6.8/8.5/10.2 mm	214,03

MACHINE TAPS IN PLASTIC BOXES

GENERAL PURPOSE

CONTENT

	B FORM	BRIGHT	35°	BRIGHT	HSSCo 5% €
PT01	M4 - M5 - M6 - M8 - M10		M4 - M5 - M6 - M8 - M10		135,91

Ref. PT01

Plus

CONTENT

	B FORM	BRIGHT	35°	BRIGHT	HSS PM €		TiN €
PT02	M4 - M5 - M6 - M8 - M10		M4 - M5 - M6 - M8 - M10		170,97	PT03	251,09

Ref. PT03

INOX

CONTENT

	B FORM	OX	35°	OX	HSS PM €		TiN €
PT05	M4 - M5 - M6 - M8 - M10		M4 - M5 - M6 - M8 - M10		224,65	PT13	239,07

Ref. PT05

1200 N/mm²

CONTENT

	B FORM	OX	35°	OX	HSS V3 €		TINALOX €
PT04	M4 - M5 - M6 - M8 - M10		M4 - M5 - M6 - M8 - M10		192,79	PT14	289,73

Ref. PT04

1400 N/mm²

CONTENT

	B FORM	TiCN	15°	TiCN	HSS PM €
PT11	M4 - M5 - M6 - M8 - M10		M4 - M5 - M6 - M8 - M10		349,27

Ref. PT11

MACHINE TAPS IN PLASTIC BOXES

Al

Ref. PT06

CONTENT

	INTERRUPTED THREAD	2 FLUTES	HSSCo 5% €
PT06	M4 - M5 - M6 M8 - M10	M4 - M5 - M6 M8 - M10	213,14

CAST IRON

Ref. PT07

CONTENT

	C FORM	HSSCo 5% €
PT07	M4 - M5 - M6 - M8 - M10 M4 - M5 - M6 - M8 - M10	161,08

BRASS

Ref. PT10

CONTENT

	C FORM	HSSCo 5% €
PT10	M4 - M5 - M6 - M8 - M10 M4 - M5 - M6 - M8 - M10	195,81

FORMING

Ref. PT08

CONTENT

		HSSCo 5% €
PT08	M4 - M5 - M6 - M8 - M10 M4 - M5 - M6 - M8 - M10	294,81

Ref. PT09

CONTENT

		HSSCo 5% €
PT09	M4 - M5 - M6 - M8 - M10 M4 - M5 - M6 - M8 - M10	397,16

TOL 6G

Ref. PT12

CONTENT

	B FORM	35°	HSSCo 5% €
PT12	M4 - M5 - M6 M8 - M10	M4 - M5 - M6 M8 - M10	220,24

MACHINE TAPS METHACRYLATE DISPLAYS

METHACRYLATE DISPLAY — MM-03

Content: Standard series machine taps

HSSCo 5%

B FORM — B Form through holes: Ref. M2

M4	M5	M6	M8	M10	M12	M14
5	10	10	10	10	5	4

35° — 35º blind holes: Ref. M4

M4	M5	M6	M8	M10	M12	M14
5	10	10	10	10	5	4

Dimensions: width 240 x depth 240 x height 245 mm.

2.091,99 €

Ref. MM-03

Ref. MM-04

METHACRYLATE DISPLAY — MM-04

Content: Plus series machine taps
Manufactured in powder steel (ASP)

HSS PM — Plus

B FORM — B Form through holes: Ref. M2

M4	M5	M6	M8	M10	M12	M14
5	10	10	10	10	5	4

35° — 35º blind holes: Ref. M4

M4	M5	M6	M8	M10	M12	M14
5	10	10	10	10	5	4

Dimensions: width 240 x depth 240 x height 245 mm.

2.854,15 €

METHACRYLATE DISPLAY — MM-05

Content: Machine taps for special works

B FORM — B Form through holes: Ref. M2

	M4	M5	M6	M8	M10	M12	M14
1200 N/mm²	1	2	2	2	2	1	1
INOX	1	2	2	2	2	1	1
Al	1	2	2	2	2	1	1
TiN	1	2	2	2	2	1	1
1400 N/mm²	1	2	2	2	2	1	

35° — 35º blind holes: Ref. M4

	M4	M5	M6	M8	M10	M12	M14
1200 N/mm²	1	2	2	2	2	1	1
INOX	1	2	2	2	2	1	1
Al	1	2	2	2	2	1	1
TiN	1	2	2	2	2	1	1
1400 N/mm²	1	2	2	2	2	1	

Dimensions: width 240 x depth 240 x height 245 mm.

3.565,05 €

BLUE-MASTER® by celesa

2026 PRICE LIST

GROSS PRICE 2025 + 7%

Effective from 4 May 2026

THREAD GAUGES

M/MF THREAD PLUG GAUGES

M MF

Ref. CT — GO / NO GO
Ref. CTP — GO
Ref. CTNP — NO GO

DIN 13 | DIN/ISO 1502 | TOL 6H | P 60° | X210 Cr12

Ref. CT

Cert. * Calibration certificate included in the price.

		CT		CTP		CTNP
	GO / NO GO	€	GO	€	NO GO	€
M 1,1x0,25	CTM01,1x0,25	**295,33***	CTPM01,1x0,25	-	CTNPM01,1x0,25	-
M 1,2x0,25	CTM01,2x0,25	**295,33***	CTPM01,2x0,25	-	CTNPM01,2x0,25	-
M 1,4x0,30	CTM01,4x0,30	**295,33***	CTPM01,4x0,30	-	CTNPM01,4x0,30	-
M 1,6x0,35	CTM01,6x0,35	**158,23**	CTPM01,6x0,35	-	CTNPM01,6x0,35	-
M 1,8x0,35	CTM01,8x0,35	**137,94**	CTPM01,8x0,35	-	CTNPM01,8x0,35	-
M 2x0,40	CTM02x0,40	**147,68**	CTPM02x0,40	-	CTNPM02x0,40	-
M 2,2x0,45	CTM02,2x0,45	**151,19**	CTPM02,2x0,45	-	CTNPM02,2x0,45	-
M 2,3x0,40	CTM02,3x0,40	**153,71**	CTPM02,3x0,40	-	CTNPM02,3x0,40	-
M 2,5x0,45	CTM02,5x0,45	**146,67**	CTPM02,5x0,45	-	CTNPM02,5x0,45	-
M 2,6x0,45	CTM02,6x0,45	**149,35**	CTPM02,6x0,45	-	CTNPM02,6x0,45	-
M 3x0,50	CTM03x0,50	**119,56**	CTPM03x0,50	-	CTNPM03x0,50	-
M 3,5x0,60	CTM03,5x0,60	**116,02**	CTPM03,5x0,60	-	CTNPM03,5x0,60	-
M 4x0,50	CTM04x0,50	**135,73**	CTPM04x0,50	-	CTNPM04x0,50	-
M 4x0,70	CTM04x0,70	**112,53**	CTPM04x0,70	-	CTNPM04x0,70	-
M 4,5x0,75	CTM04,5x0,75	**157,40**	CTPM04,5x0,75	-	CTNPM04,5x0,75	-
M 5x0,50	CTM05x0,50	**141,77**	CTPM05x0,50	-	CTNPM05x0,50	-
M 5x0,75	CTM05x0,75	**154,71**	CTPM05x0,75	-	CTNPM05x0,75	-
M 5x0,80	CTM05x0,80	**109,00**	CTPM05x0,80	-	CTNPM05x0,80	-
M 6x0,50	CTM06x0,50	**141,77**	CTPM06x0,50	-	CTNPM06x0,50	-
M 6x0,75	CTM06x0,75	**147,68**	CTPM06x0,75	-	CTNPM06x0,75	-
M 6x1,00	CTM06x1,00	**105,48**	CTPM06x1,00	-	CTNPM06x1,00	-
M 7x0,75	CTM07x0,75	**151,19**	CTPM07x0,75	-	CTNPM07x0,75	-
M 7x1,00	CTM07x1,00	**121,31**	CTPM07x1,00	-	CTNPM07x1,00	-
M 8x0,50	CTM08x0,50	**141,77**	CTPM08x0,50	-	CTNPM08x0,50	-
M 8x0,75	CTM08x0,75	**154,71**	CTPM08x0,75	-	CTNPM08x0,75	-
M 8x1,00	CTM08x1,00	**129,83**	CTPM08x1,00	-	CTNPM08x1,00	-
M 8x1,25	CTM08x1,25	**109,00**	CTPM08x1,25	-	CTNPM08x1,25	-
M 9x1,00	CTM09x1,00	**140,65**	CTPM09x1,00	-	CTNPM09x1,00	-
M 9x1,25	CTM09x1,25	**112,53**	CTPM09x1,25	-	CTNPM09x1,25	-
M 10x0,75	CTM10x0,75	**161,75**	CTPM10x0,75	-	CTNPM10x0,75	-
M 10x1,00	CTM10x1,00	**147,68**	CTPM10x1,00	-	CTNPM10x1,00	-
M 10x1,25	CTM10x1,25	**151,19**	CTPM10x1,25	-	CTNPM10x1,25	-
M 10x1,50	CTM10x1,50	**116,02**	CTPM10x1,50	-	CTNPM10x1,50	-
M 11x1,00	CTM11x1,00	**154,71**	CTPM11x1,00	-	CTNPM11x1,00	-
M 11x1,50	CTM11x1,50	**119,56**	CTPM11x1,50	-	CTNPM11x1,50	-
M 12x0,75	CTM12x0,75	**168,78**	CTPM12x0,75	-	CTNPM12x0,75	-
M 12x1,00	CTM12x1,00	**157,18**	CTPM12x1,00	-	CTNPM12x1,00	-

* Till end of stock

M/MF THREAD PLUG GAUGES

M MF

Ref. CT — GO / NO GO
Ref. CTP — GO
Ref. CTNP — NO GO

DIN 13 | DIN/ISO 1502 | TOL 6H | P 60° | X210 Cr12

Cert. * Calibration certificate included in the price.

		CT		CTP		CTNP
	GO / NO GO	€	GO	€	NO GO	€
M 12x1,25	CTM12x1,25	165,27	CTPM12x1,25	-	CTNPM12x1,25	-
M 12x1,50	CTM12x1,50	140,65	CTPM12x1,50	-	CTNPM12x1,50	-
M 12x1,75	CTM12x1,75	123,07	CTPM12x1,75	-	CTNPM12x1,75	-
M 13x1,00	CTM13x1,00	165,27	CTPM13x1,00	-	CTNPM13x1,00	-
M 13x1,50	CTM13x1,50	151,19	CTPM13x1,50	-	CTNPM13x1,50	-
M 14x1,00	CTM14x1,00	168,78	CTPM14x1,00	-	CTNPM14x1,00	-
M 14x1,25	CTM14x1,25	165,27	CTPM14x1,25	-	CTNPM14x1,25	-
M 14x1,50	CTM14x1,50	154,71	CTPM14x1,50	-	CTNPM14x1,50	-
M 14x2,00	CTM14x2,00	130,11	CTPM14x2,00	-	CTNPM14x2,00	-
M 15x1,00	CTM15x1,00	172,29	CTPM15x1,00	-	CTNPM15x1,00	-
M 15x1,50	CTM15x1,50	161,75	CTPM15x1,50	-	CTNPM15x1,50	-
M 16x1,00	CTM16x1,00	182,84	CTPM16x1,00	-	CTNPM16x1,00	-
M 16x1,50	CTM16x1,50	165,27	CTPM16x1,50	-	CTNPM16x1,50	-
M 16x2,00	CTM16x2,00	144,16	CTPM16x2,00	-	CTNPM16x2,00	-
M 18x1,00	CTM18x1,00	168,12	CTPM18x1,00	-	CTNPM18x1,00	-
M 18x1,50	CTM18x1,50	172,29	CTPM18x1,50	-	CTNPM18x1,50	-
M 18x2,00	CTM18x2,00	172,29	CTPM18x2,00	-	CTNPM18x2,00	-
M 18x2,50	CTM18x2,50	154,71	CTPM18x2,50	-	CTNPM18x2,50	-
M 20x1,00	CTM20x1,00	200,44	CTPM20x1,00	-	CTNPM20x1,00	-
M 20x1,50	CTM20x1,50	182,84	CTPM20x1,50	-	CTNPM20x1,50	-
M 20x2,00	CTM20x2,00	182,84	CTPM20x2,00	-	CTNPM20x2,00	-
M 20x2,50	CTM20x2,50	165,27	CTPM20x2,50	-	CTNPM20x2,50	-
M 22x1,00	CTM22x1,00	214,32	CTPM22x1,00	-	CTNPM22x1,00	-
M 22x1,50	CTM22x1,50	197,58	CTPM22x1,50	-	CTNPM22x1,50	-
M 22x2,00	CTM22x2,00	207,46	CTPM22x2,00	-	CTNPM22x2,00	-
M 22x2,50	CTM22x2,50	175,80	CTPM22x2,50	-	CTNPM22x2,50	-
M 24x1,00	CTM24x1,00	228,17	CTPM24x1,00	-	CTNPM24x1,00	-
M 24x1,50	CTM24x1,50	207,62	CTPM24x1,50	-	CTNPM24x1,50	-
M 24x2,00	CTM24x2,00	207,62	CTPM24x2,00	-	CTNPM24x2,00	-
M 24x3,00	CTM24x3,00	196,91	CTPM24x3,00	-	CTNPM24x3,00	-
M 25x1,00	CTM25x1,00	234,41	CTPM25x1,00	-	CTNPM25x1,00	-
M 25x1,50	CTM25x1,50	214,32	CTPM25x1,50	-	CTNPM25x1,50	-
M 25x2,00	CTM25x2,00	214,32	CTPM25x2,00	-	CTNPM25x2,00	-
M 26x1,00	CTM26x1,00	256,67	CTPM26x1,00	-	CTNPM26x1,00	-
M 26x1,50	CTM26x1,50	232,07	CTPM26x1,50	-	CTNPM26x1,50	-
M 26x2,00	CTM26x2,00	232,07	CTPM26x2,00	-	CTNPM26x2,00	-
M 27x1,00	CTM27x1,00	253,44	CTPM27x1,00	-	CTNPM27x1,00	-
M 27x1,50	CTM27x1,50	232,88	CTPM27x1,50	-	CTNPM27x1,50	-
M 27x2,00	CTM27x2,00	232,88	CTPM27x2,00	-	CTNPM27x2,00	-
M 27x3,00	CTM27x3,00	222,96	CTPM27x3,00	-	CTNPM27x3,00	-
M 28x1,50	CTM28x1,50	246,14	CTPM28x1,50	-	CTNPM28x1,50	-
M 28x2,00	CTM28x2,00	246,14	CTPM28x2,00	-	CTNPM28x2,00	-
M 30x1,00	CTM30x1,00	271,43	CTPM30x1,00	-	CTNPM30x1,00	-
M 30x1,50	CTM30x1,50	256,87	CTPM30x1,50	-	CTNPM30x1,50	-
M 30x2,00	CTM30x2,00	256,87	CTPM30x2,00	-	CTNPM30x2,00	-
M 30x3,00	CTM30x3,00	291,11	CTPM30x3,00	-	CTNPM30x3,00	-
M 30x3,50	CTM30x3,50	244,53	CTPM30x3,50	-	CTNPM30x3,50	-
M 32x1,00	CTM32x1,00	271,71	CTPM32x1,00	-	CTNPM32x1,00	-
M 32x1,50	CTM32x1,50	246,14	CTPM32x1,50	-	CTNPM32x1,50	-

M/MF THREAD PLUG GAUGES

M MF

Ref. CT — GO / NO GO
Ref. CTP — GO
Ref. CTNP — NO GO

DIN 13 | DIN/ISO 1502 | TOL 6H | P 60° | X210 Cr12

Cert. * Calibration certificate included in the price.

		CT		CTP		CTNP
	GO / NO GO	€	GO	€	NO GO	€
M 32x2,00	CTM32x2,00	246,14	CTPM32x2,00	-	CTNPM32x2,00	-
M 33x1,00	CTM33x1,00	285,28	CTPM33x1,00	-	CTNPM33x1,00	-
M 33x1,50	CTM33x1,50	270,56	CTPM33x1,50	-	CTNPM33x1,50	-
M 33x2,00	CTM33x2,00	270,56	CTPM33x2,00	-	CTNPM33x2,00	-
M 33x3,00	CTM33x3,00	285,28	CTPM33x3,00	-	CTNPM33x3,00	-
M 33x3,50	CTM33x3,50	269,70	CTPM33x3,50	-	CTNPM33x3,50	-
M 34x1,50	CTM34x1,50	262,12	CTPM34x1,50	-	CTNPM34x1,50	-
M 34x2,00	CTM34x2,00	262,12	CTPM34x2,00	-	CTNPM34x2,00	-
M 35x1,00	CTM35x1,00	290,89	CTPM35x1,00	-	CTNPM35x1,00	-
M 35x1,50	CTM35x1,50	265,31	CTPM35x1,50	-	CTNPM35x1,50	-
M 35x2,00	CTM35x2,00	265,31	CTPM35x2,00	-	CTNPM35x2,00	-
M 36x1,00	CTM36x1,00	306,87	CTPM36x1,00	-	CTNPM36x1,00	-
M 36x1,50	CTM36x1,50	291,11	CTPM36x1,50	-	CTNPM36x1,50	-
M 36x2,00	CTM36x2,00	291,11	CTPM36x2,00	-	CTNPM36x2,00	-
M 36x4,00	CTM36x4,00	291,29	CTPM36x4,00	-	CTNPM36x4,00	-
M 38x1,00	CTM38x1,00	319,65	CTPM38x1,00	-	CTNPM38x1,00	-
M 38x1,50	CTM38x1,50	290,89	CTPM38x1,50	-	CTNPM38x1,50	-
M 38x2,00	CTM38x2,00	290,89	CTPM38x2,00	-	CTNPM38x2,00	-
M 39x1,00	CTM39x1,00	333,07	CTPM39x1,00	-	CTNPM39x1,00	-
M 39x1,50	CTM39x1,50	315,09	CTPM39x1,50	-	CTNPM39x1,50	-
M 39x2,00	CTM39x2,00	315,09	CTPM39x2,00	-	CTNPM39x2,00	-
M 39x3,00	CTM39x3,00	333,07	CTPM39x3,00	-	CTNPM39x3,00	-
M 39x4,00	CTM39x4,00	320,06	CTPM39x4,00	-	CTNPM39x4,00	-
M 40x1,00	CTM40x1,00	314,63	CTPM40x1,00	-	CTNPM40x1,00	-
M 40x1,50	CTM40x1,50	298,34	CTPM40x1,50	-	CTNPM40x1,50	-
M 40x2,00	CTM40x2,00	298,34	CTPM40x2,00	-	CTNPM40x2,00	-
M 40x3,00	CTM40x3,00	314,63	CTPM40x3,00	-	CTNPM40x3,00	-
M 42x1,00	CTM42x1,00	370,40	CTPM42x1,00	-	CTNPM42x1,00	-
M 42x1,50	CTM42x1,50	363,20	CTPM42x1,50	-	CTNPM42x1,50	-
M 42x2,00	CTM42x2,00	363,20	CTPM42x2,00	-	CTNPM42x2,00	-
M 42x3,00	CTM42x3,00	365,27	CTPM42x3,00	-	CTNPM42x3,00	-
M 42x4,50	CTM42x4,50	377,60	CTPM42x4,50	-	CTNPM42x4,50	-
M 45x1,00	CTM45x1,00	343,25	CTPM45x1,00	-	CTNPM45x1,00	-
M 45x1,50	CTM45x1,50	335,63	CTPM45x1,50	-	CTNPM45x1,50	-
M 45x2,00	CTM45x2,00	336,10	CTPM45x2,00	-	CTNPM45x2,00	-
M 45x3,00	CTM45x3,00	337,91	CTPM45x3,00	-	CTNPM45x3,00	-
M 45x4,00	CTM45x4,00	428,33	CTPM45x4,00	-	CTNPM45x4,00	-
M 45x4,50	CTM45x4,50		CTPM45x4,50	228,88	CTNPM45x4,50	228,88
M 48x1,00	CTM48x1,00	449,33	CTPM48x1,00	-	CTNPM48x1,00	-
M 48x1,50	CTM48x1,50	354,82	CTPM48x1,50	-	CTNPM48x1,50	-
M 48x2,00	CTM48x2,00	361,20	CTPM48x2,00	-	CTNPM48x2,00	-
M 48x3,00	CTM48x3,00	399,57	CTPM48x3,00	-	CTNPM48x3,00	-
M 48x4,00	CTM48x4,00	453,90	CTPM48x4,00	-	CTNPM48x4,00	-
M 48x5,00	CTM48x5,00		CTPM48x5,00	248,62	CTNPM48x5,00	248,62
M 50x1,00	CTM50x1,00	465,78	CTPM50x1,00	-	CTNPM50x1,00	-
M 50x1,50	CTM50x1,50	370,81	CTPM50x1,50	-	CTNPM50x1,50	-
M 50x2,00	CTM50x2,00	377,18	CTPM50x2,00	-	CTNPM50x2,00	-
M 50x3,00	CTM50x3,00	418,74	CTPM50x3,00	-	CTNPM50x3,00	-
M 52x1,00	CTM52x1,00	490,44	CTPM52x1,00	-	CTNPM52x1,00	-

M/MF THREAD PLUG GAUGES

M MF

Ref. CT — GO / NO GO
Ref. CTP — GO
Ref. CTNP — NO GO

DIN 13 | DIN/ISO 1502 | TOL 6H | P 60° | X210 Cr12

Cert. * Calibration certificate included in the price.

		CT		CTP		CTNP
	GO / NO GO	€	GO	€	NO GO	€
M 52x1,50	CTM52x1,50	383,58	CTPM52x1,50	-	CTNPM52x1,50	-
M 52x2,00	CTM52x2,00	396,37	CTPM52x2,00	-	CTNPM52x2,00	-
M 52x3,00	CTM52x3,00	441,12	CTPM52x3,00	-	CTNPM52x3,00	-
M 52x4,00	CTM52x4,00	427,42	CTPM52x4,00	-	CTNPM52x4,00	-
M 52x5,00	CTM52x5,00	-	CTPM52x5,00	264,41	CTNPM52x5,00	264,41
M 55x1,00	CTM55x1,00	520,58	CTPM55x1,00	-	CTNPM55x1,00	-
M 55x1,50	CTM55x1,50	396,37	CTPM55x1,50	-	CTNPM55x1,50	-
M 55x2,00	CTM55x2,00	418,74	CTPM55x2,00	-	CTNPM55x2,00	-
M 55x3,00	CTM55x3,00	422,25	CTPM55x3,00	-	CTNPM55x3,00	-
M 55x4,00	CTM55x4,00	474,30	CTPM55x4,00	-	CTNPM55x4,00	-
M 56x1,00	CTM56x1,00	-	CTPM56x1,00	339,79	CTNPM56x1,00	339,79
M 56x1,50	CTM56x1,50	-	CTPM56x1,50	306,63	CTNPM56x1,50	306,63
M 56x2,00	CTM56x2,00	-	CTPM56x2,00	306,63	CTNPM56x2,00	306,63
M 56x3,00	CTM56x3,00	-	CTPM56x3,00	339,79	CTNPM56x3,00	339,79
M 56x4,00	CTM56x4,00	-	CTPM56x4,00	339,79	CTNPM56x4,00	339,79
M 56x5,50	CTM56x5,50	-	CTPM56x5,50	306,63	CTNPM56x5,50	306,63
M 58x1,00	CTM58x1,00	-	CTPM58x1,00	352,22	CTNPM58x1,00	352,22
M 58x1,50	CTM58x1,50	-	CTPM58x1,50	310,78	CTNPM58x1,50	310,78
M 58x2,00	CTM58x2,00	-	CTPM58x2,00	310,78	CTNPM58x2,00	310,78
M 58x3,00	CTM58x3,00	-	CTPM58x3,00	352,22	CTNPM58x3,00	352,22
M 60x1,00	CTM60x1,00	-	CTPM60x1,00	364,64	CTNPM60x1,00	364,64
M 60x1,50	CTM60x1,50	-	CTPM60x1,50	327,34	CTNPM60x1,50	327,34
M 60x2,00	CTM60x2,00	-	CTPM60x2,00	327,34	CTNPM60x2,00	327,34
M 60x3,00	CTM60x3,00	-	CTPM60x3,00	364,64	CTNPM60x3,00	364,64
M 60x4,00	CTM60x4,00	-	CTPM60x4,00	364,64	CTNPM60x4,00	364,64
M 60x5,50	CTM60x5,50	-	CTPM60x5,50	327,34	CTNPM60x5,50	327,34
M 62x1,00	CTM62x1,00	-	CTPM62x1,00	377,08	CTNPM62x1,00	377,08
M 62x1,50	CTM62x1,50	-	CTPM62x1,50	339,79	CTNPM62x1,50	339,79
M 62x2,00	CTM62x2,00	-	CTPM62x2,00	339,79	CTNPM62x2,00	339,79
M 62x3,00	CTM62x3,00	-	CTPM62x3,00	377,08	CTNPM62x3,00	377,08
M 64x1,00	CTM64x1,00	-	CTPM64x1,00	381,23	CTNPM64x1,00	381,23
M 64x1,50	CTM64x1,50	-	CTPM64x1,50	352,22	CTNPM64x1,50	352,22
M 64x2,00	CTM64x2,00	-	CTPM64x2,00	352,22	CTNPM64x2,00	352,22
M 64x3,00	CTM64x3,00	-	CTPM64x3,00	381,23	CTNPM64x3,00	381,23
M 64x4,00	CTM64x4,00	-	CTPM64x4,00	381,23	CTNPM64x4,00	381,23
M 64x6,00	CTM64x6,00	-	CTPM64x6,00	360,51	CTNPM64x6,00	360,51
M 65x1,00	CTM65x1,00	-	CTPM65x1,00	389,50	CTNPM65x1,00	389,50
M 65x2,00	CTM65x2,00	-	CTPM65x2,00	364,64	CTNPM65x2,00	364,64
M 65x3,00	CTM65x3,00	-	CTPM65x3,00	389,50	CTNPM65x3,00	389,50
M 68x1,00	CTM68x1,00	-	CTPM68x1,00	410,22	CTNPM68x1,00	410,22
M 68x1,50	CTM68x1,50	-	CTPM68x1,50	377,08	CTNPM68x1,50	377,08
M 68x2,00	CTM68x2,00	-	CTPM68x2,00	377,08	CTNPM68x2,00	377,08
M 68x3,00	CTM68x3,00	-	CTPM68x3,00	410,22	CTNPM68x3,00	410,22
M 68x4,00	CTM68x4,00	-	CTPM68x4,00	410,22	CTNPM68x4,00	410,22
M 68x6,00	CTM68x6,00	-	CTPM68x6,00	377,08	CTNPM68x6,00	377,08
M 70x1,00	CTM70x1,00	-	CTPM70x1,00	426,80	CTNPM70x1,00	426,80
M 70x1,50	CTM70x1,50	-	CTPM70x1,50	389,50	CTNPM70x1,50	389,50

M/MF THREAD PLUG GAUGES

M MF

Ref. CT — GO / NO GO
Ref. CTP — GO
Ref. CTNP — NO GO

DIN 13 | DIN/ISO 1502 | TOL 6H | P 60° | X210 Cr12

Cert. * Calibration certificate included in the price.

		CT		CTP		CTNP
	GO / NO GO	€	GO	€	NO GO	€
M 70x2,00	CTM70x2,00	-	CTPM70x2,00	389,50	CTNPM70x2,00	389,50
M 70x3,00	CTM70x3,00	-	CTPM70x3,00	426,80	CTNPM70x3,00	426,80
M 70x4,00	CTM70x4,00	-	CTPM70x4,00	426,80	CTNPM70x4,00	426,80
M 70x6,00	CTM70x6,00	-	CTPM70x6,00	464,09	CTNPM70x6,00	464,09
M 72x1,00	CTM72x1,00	-	CTPM72x1,00	435,09	CTNPM72x1,00	435,09
M 72x1,50	CTM72x1,50	-	CTPM72x1,50	397,79	CTNPM72x1,50	397,79
M 72x2,00	CTM72x2,00	-	CTPM72x2,00	397,79	CTNPM72x2,00	397,79
M 72x3,00	CTM72x3,00	-	CTPM72x3,00	435,09	CTNPM72x3,00	435,09
M 72x4,00	CTM72x4,00	-	CTPM72x4,00	435,09	CTNPM72x4,00	435,09
M 72x6,00	CTM72x6,00	-	CTPM72x6,00	472,37	CTNPM72x6,00	472,37
M 75x1,00	CTM75x1,00	-	CTPM75x1,00	459,94	CTNPM75x1,00	459,94
M 75x1,50	CTM75x1,50	-	CTPM75x1,50	414,37	CTNPM75x1,50	414,37
M 75x2,00	CTM75x2,00	-	CTPM75x2,00	414,37	CTNPM75x2,00	414,37
M 75x3,00	CTM75x3,00	-	CTPM75x3,00	459,94	CTNPM75x3,00	459,94
M 75x4,00	CTM75x4,00	-	CTPM75x4,00	459,94	CTNPM75x4,00	459,94
M 76x1,00	CTM76x1,00	-	CTPM76x1,00	459,94	CTNPM76x1,00	459,94
M 76x1,50	CTM76x1,50	-	CTPM76x1,50	418,51	CTNPM76x1,50	418,51
M 76x2,00	CTM76x2,00	-	CTPM76x2,00	418,51	CTNPM76x2,00	418,51
M 76x3,00	CTM76x3,00	-	CTPM76x3,00	459,94	CTNPM76x3,00	459,94
M 76x4,00	CTM76x4,00	-	CTPM76x4,00	459,94	CTNPM76x4,00	459,94
M 76x6,00	CTM76x6,00	-	CTPM76x6,00	484,81	CTNPM76x6,00	484,81
M 80x1,00	CTM80x1,00	-	CTPM80x1,00	484,81	CTNPM80x1,00	484,81
M 80x1,50	CTM80x1,50	-	CTPM80x1,50	443,39	CTNPM80x1,50	443,39
M 80x2,00	CTM80x2,00	-	CTPM80x2,00	443,39	CTNPM80x2,00	443,39
M 80x3,00	CTM80x3,00	-	CTPM80x3,00	484,81	CTNPM80x3,00	484,81
M 80x4,00	CTM80x4,00	-	CTPM80x4,00	484,81	CTNPM80x4,00	484,81
M 80x6,00	CTM80x6,00	-	CTPM80x6,00	517,97	CTNPM80x6,00	517,97
M 85x1,50	CTM85x1,50	-	CTPM85x1,50	472,37	CTNPM85x1,50	472,37
M 85x2,00	CTM85x2,00	-	CTPM85x2,00	472,37	CTNPM85x2,00	472,37
M 85x3,00	CTM85x3,00	-	CTPM85x3,00	517,97	CTNPM85x3,00	517,97
M 85x4,00	CTM85x4,00	-	CTPM85x4,00	517,97	CTNPM85x4,00	517,97
M 85x6,00	CTM85x6,00	-	CTPM85x6,00	551,11	CTNPM85x6,00	551,11
M 90x1,50	CTM90x1,50	-	CTPM90x1,50	497,25	CTNPM90x1,50	497,25
M 90x2,00	CTM90x2,00	-	CTPM90x2,00	497,25	CTNPM90x2,00	497,25
M 90x3,00	CTM90x3,00	-	CTPM90x3,00	542,82	CTNPM90x3,00	542,82
M 90x4,00	CTM90x4,00	-	CTPM90x4,00	542,82	CTNPM90x4,00	542,82
M 90x6,00	CTM90x6,00	-	CTPM90x6,00	588,41	CTNPM90x6,00	588,41
M 95x1,50	CTM95x1,50	-	CTPM95x1,50	522,10	CTNPM95x1,50	522,10
M 95x2,00	CTM95x2,00	-	CTPM95x2,00	522,10	CTNPM95x2,00	522,10
M 95x4,00	CTM95x4,00	-	CTPM95x4,00	575,97	CTNPM95x4,00	575,97
M 95x6,00	CTM95x6,00	-	CTPM95x6,00	621,54	CTNPM95x6,00	621,54
M 100x1,50	CTM100x1,50	-	CTPM100x1,50	551,11	CTNPM100x1,50	551,11
M 100x2,00	CTM100x2,00	-	CTPM100x2,00	551,11	CTNPM100x2,00	551,11
M 100x3,00	CTM100x3,00	-	CTPM100x3,00	604,98	CTNPM100x3,00	604,98
M 100x4,00	CTM100x4,00	-	CTPM100x4,00	604,98	CTNPM100x4,00	604,98
M 100x6,00	CTM100x6,00	-	CTPM100x6,00	658,83	CTNPM100x6,00	658,83

M/MF THREAD PLUG GAUGES SPECIAL TOLERANCES

M MF

Ref. CTI
Ref. CT..-6G
Ref. CT..-6E GO / NO GO

DIN 13	DIN/ISO 1502	TOL 6H (left hand)	TOL 6G	TOL 6E	P 60°	X210 Cr12

Ref. CT

Cert. * Calibration certificate included in the price.

		CTI		CT..-6G		CT..-6E
	GO / NO GO	TOL 6H (left hand) €	GO / NO GO	TOL 6G €	GO / NO GO	TOL 6E €
M 1x0,25	CTIM01x0,25	-	CTM01x0,25-6G	-		
M 1,1x0,25	CTIM01,1x0,25	763,65	CTM01,1x0,25-6G	-		
M 1,4x0,30	CTIM01,4x0,30	713,48	CTM01,4x0,30-6G	471,12		
M 2x0,40	CTIM02x0,40	234,11	CTM02x0,40-6G	154,59		
M 2,2x0,45	CTIM02,2x0,45	-	CTM02,2x0,45-6G	231,89		
M 2,3x0,40	CTIM02,3x0,40	434,76	CTM02,3x0,40-6G	287,07		
M 2,5x0,45	CTIM02,5x0,45	200,66	CTM02,5x0,45-6G	173,90		
M 2,6x0,45	CTIM02,6x0,45	289,84	CTM02,6x0,45-6G	251,21		
M 3x0,50	CTIM03x0,50	189,51	CTM03x0,50-6G	164,25	CTM03x0,50-6E	189,51
M 3,5x0,60	CTIM03,5x0,60	183,95	CTM03,5x0,60-6G	159,43		
M 4x0,70	CTIM04x0,70	178,36	CTM04x0,70-6G	154,56	CTM04x0,70-6E	178,36
M 4,5x0,75	CTIM04,5x0,75	261,99	CTM04,5x0,75-6G	227,06		
M 5x0,80	CTIM05x0,80	172,80	CTM05x0,80-6G	149,74	CTM05x0,80-6E	172,80
M 6x1,00	CTIM06x1,00	168,38	CTM06x1,00-6G	144,91	CTM06x1,00-6E	167,23
M 7x1,00	CTIM07x1,00	168,38	CTM07x1,00-6G	144,91		
M 08x1,00	CTIM08x1,00	-	CTM08x1,00-6G	-		
M 08x1,25	CTIM08x1,25	172,80	CTM08x1,25-6G	149,74	CTM08x1,25-6E	172,80
M 10x1,00	CTIM10x1,00	-	CTM10x1,00-6G	-		
M 10x1,25	CTIM10x1,25	-	CTM10x1,25-6G	-		
M 10x1,50	CTIM10x1,50	183,95	CTM10x1,50-6G	159,43	CTM10x1,50-6E	184,49
M 11x1,50	CTIM11x1,50	-	CTM11x1,50-6G	-		
M 12x1,00	CTIM12x1,00	-	CTM12x1,00-6G	-		
M 12x1,25	CTIM12x1,25	-	CTM12x1,25-6G	-		
M 12x1,50	CTIM12x1,50	-	CTM12x1,50-6G	-		
M 12x1,75	CTIM12x1,75	197,10	CTM12x1,75-6G	168,87		
M 14x1,25	CTIM14x1,25	-	CTM14x1,25-6G	-		
M 14x1,50	CTIM14x1,50	-	CTM14x1,50-6G	-		
M 14x2,00	CTIM14x2,00	206,24	CTM14x2,00-6G	178,74		
M 16x1,50	CTIM16x1,50	-	CTM16x1,50-6G	-		
M 16x2,00	CTIM16x2,00	228,54	CTM16x2,00-6G	190,51		
M 18x1,50	CTIM18x1,50	-	CTM18x1,50-6G	-		
M 18x2,50	CTIM18x2,50	245,26	CTM18x2,50-6G	212,54		
M 20x1,50	CTIM20x1,50	-	CTM20x1,50-6G	-		
M 20x2,50	CTIM20x2,50	261,99	CTM20x2,50-6G	227,06		
M 22x2,50	CTIM22x2,50	278,70	CTM22x2,50-6G	241,53		
M 24x1,50	CTIM24x1,50	-	CTM24x1,50-6G	-		
M 24x3,00	CTIM24x3,00	312,14	CTM24x3,00-6G	270,52		
M 27x3,00	CTIM27x3,00	345,58	CTM27x3,00-6G	299,52		
M 30x3,50	CTIM30x3,50	379,04	CTM30x3,50-6G	328,49		-

M/MF THREAD RING GAUGES

M MF

Ref. AP
Ref. ANP

DIN	DIN/ISO	TOL		
13	1502	6g	P 60°	X210 Cr12



GO
Ref. AP



NO GO
Ref. ANP

		AP		ANP
	GO	€	NO GO	€
M 2x0,40	APM02x0,40	173,16	ANPM02x0,40	173,16
M 2,2x0,45	APM02,2x0,45	202,72	ANPM02,2x0,45	202,72
M 2,5x0,45	APM02,5x0,45	130,93	ANPM02,5x0,45	130,93
M 3x0,50	APM03x0,50	126,69	ANPM03x0,50	126,69
M 3,5x0,60	APM03,5x0,60	118,25	ANPM03,5x0,60	118,25
M 4x0,50	APM04x0,50	242,44	ANPM04x0,50	242,44
M 4x0,70	APM04x0,70	118,25	ANPM04x0,70	118,25
M 4,5x0,75	APM04,5x0,75	168,93	ANPM04,5x0,75	168,93
M 5x0,50	APM05x0,50	242,44	ANPM05x0,50	242,44
M 5x0,75	APM05x0,75	174,36	ANPM05x0,75	174,36
M 5x0,80	APM05x0,80	118,25	ANPM05x0,80	118,25
M 6x0,50	APM06x0,50	242,44	ANPM06x0,50	242,44
M 6x0,75	APM06x0,75	166,05	ANPM06x0,75	166,05
M 6x1,00	APM06x1,00	118,25	ANPM06x1,00	118,25
M 7x0,75	APM07x0,75	174,36	ANPM07x0,75	174,36
M 7x1,00	APM07x1,00	144,80	ANPM07x1,00	144,80
M 8x0,50	APM08x0,50	229,15	ANPM08x0,50	229,15
M 8x0,75	APM08x0,75	167,39	ANPM08x0,75	167,39
M 8x1,00	APM08x1,00	122,05	ANPM08x1,00	122,05
M 8x1,25	APM08x1,25	118,25	ANPM08x1,25	118,25
M 9x0,75	APM09x0,75	184,82	ANPM09x0,75	184,82
M 9x1,00	APM09x1,00	125,53	ANPM09x1,00	125,53
M 9x1,25	APM09x1,25	160,89	ANPM09x1,25	160,89
M 10x0,75	APM10x0,75	176,02	ANPM10x0,75	176,02
M 10x1,00	APM10x1,00	139,48	ANPM10x1,00	139,48
M 10x1,25	APM10x1,25	149,95	ANPM10x1,25	149,95
M 10x1,50	APM10x1,50	135,14	ANPM10x1,50	135,14
M 11x1,00	APM11x1,00	142,97	ANPM11x1,00	142,97
M 11x1,50	APM11x1,50	194,28	ANPM11x1,50	194,28
M 12x0,75	APM12x0,75	212,54	ANPM12x0,75	212,54
M 12x1,00	APM12x1,00	156,92	ANPM12x1,00	156,92
M 12x1,25	APM12x1,25	170,86	ANPM12x1,25	170,86
M 12x1,50	APM12x1,50	153,44	ANPM12x1,50	153,44
M 12x1,75	APM12x1,75	156,28	ANPM12x1,75	156,28
M 13x1,00	APM13x1,00	219,68	ANPM13x1,00	219,68
M 13x1,50	APM13x1,50	236,51	ANPM13x1,50	236,51
M 14x1,00	APM14x1,00	170,86	ANPM14x1,00	170,86
M 14x1,25	APM14x1,25	184,82	ANPM14x1,25	184,82

Cert. * Calibration certificate included in the price.

		AP		ANP
	GO	€	NO GO	€
M 14x1,50	APM14x1,50	160,41	ANPM14x1,50	160,41
M 14x2,00	APM14x2,00	173,16	ANPM14x2,00	173,16
M 15x1,00	APM15x1,00	223,17	ANPM15x1,00	223,17
M 15x1,50	APM15x1,50	209,23	ANPM15x1,50	209,23
M 16x1,00	APM16x1,00	184,82	ANPM16x1,00	184,82
M 16x1,50	APM16x1,50	177,84	ANPM16x1,50	177,84
M 16x2,00	APM16x2,00	190,06	ANPM16x2,00	190,06
M 18x1,00	APM18x1,00	202,26	ANPM18x1,00	202,26
M 18x1,50	APM18x1,50	191,79	ANPM18x1,50	191,79
M 18x2,00	APM18x2,00	209,23	ANPM18x2,00	209,23
M 18x2,50	APM18x2,50	219,62	ANPM18x2,50	219,62
M 20x1,00	APM20x1,00	212,73	ANPM20x1,00	212,73
M 20x1,50	APM20x1,50	209,23	ANPM20x1,50	209,23
M 20x2,00	APM20x2,00	223,17	ANPM20x2,00	223,17
M 20x2,50	APM20x2,50	244,95	ANPM20x2,50	244,95
M 22x1,00	APM22x1,00	252,41	ANPM22x1,00	252,41
M 22x1,50	APM22x1,50	223,17	ANPM22x1,50	223,17
M 22x2,00	APM22x2,00	240,61	ANPM22x2,00	240,61
M 22x2,50	APM22x2,50	266,08	ANPM22x2,50	266,08
M 24x1,00	APM24x1,00	254,57	ANPM24x1,00	254,57
M 24x1,50	APM24x1,50	240,61	ANPM24x1,50	240,61
M 24x2,00	APM24x2,00	254,57	ANPM24x2,00	254,57
M 24x3,00	APM24x3,00	269,49	ANPM24x3,00	269,49
M 25x1,00	APM25x1,00	282,29	ANPM25x1,00	282,29
M 25x1,50	APM25x1,50	247,59	ANPM25x1,50	247,59
M 25x2,00	APM25x2,00	254,57	ANPM25x2,00	254,57
M 26x1,00	APM26x1,00	306,87	ANPM26x1,00	306,87
M 26x1,50	APM26x1,50	254,57	ANPM26x1,50	254,57
M 26x2,00	APM26x2,00	312,52	ANPM26x2,00	312,52
M 27x1,00	APM27x1,00	302,22	ANPM27x1,00	302,22
M 27x1,50	APM27x1,50	261,53	ANPM27x1,50	261,53
M 27x2,00	APM27x2,00	275,49	ANPM27x2,00	275,49
M 27x3,00	APM27x3,00	301,67	ANPM27x3,00	301,67
M 28x1,50	APM28x1,50	265,03	ANPM28x1,50	265,03
M 28x2,00	APM28x2,00	301,87	ANPM28x2,00	301,87
M 30x1,00	APM30x1,00	306,87	ANPM30x1,00	306,87
M 30x1,50	APM30x1,50	282,46	ANPM30x1,50	282,46
M 30x2,00	APM30x2,00	282,46	ANPM30x2,00	282,46
M 30x3,00	APM30x3,00	302,22	ANPM30x3,00	302,22
M 30x3,50	APM30x3,50	317,14	ANPM30x3,50	317,14
M 32x1,00	APM32x1,00	327,79	ANPM32x1,00	327,79
M 32x1,50	APM32x1,50	299,89	ANPM32x1,50	299,89
M 32x2,00	APM32x2,00	328,61	ANPM32x2,00	328,61
M 33x1,00	APM33x1,00	334,76	ANPM33x1,00	334,76
M 33x1,50	APM33x1,50	310,35	ANPM33x1,50	310,35
M 33x2,00	APM33x2,00	313,85	ANPM33x2,00	313,85
M 33x3,00	APM33x3,00	334,76	ANPM33x3,00	334,76
M 33x3,50	APM33x3,50	325,79	ANPM33x3,50	325,79
M 34x1,00	APM34x1,00	332,11	ANPM34x1,00	332,11

M/MF THREAD RING GAUGES

M MF

Ref. AP
Ref. ANP

DIN 13 | DIN/ISO 1502 | TOL 6g | P 60° | X210 Cr12

Cert. * Calibration certificate included in the price.

	GO	AP €	NO GO	ANP €
M 34x1,50	APM34x1,50	298,89	ANPM34x1,50	298,89
M 34x2,00	APM34x2,00	336,67	ANPM34x2,00	336,67
M 35x1,00	APM35x1,00	307,86	ANPM35x1,00	307,86
M 35x1,50	APM35x1,50	277,98	ANPM35x1,50	277,98
M 35x2,00	APM35x2,00	361,99	ANPM35x2,00	361,99
M 36x1,00	APM36x1,00	310,85	ANPM36x1,00	310,85
M 36x1,50	APM36x1,50	280,97	ANPM36x1,50	280,97
M 36x2,00	APM36x2,00	298,89	ANPM36x2,00	298,89
M 36x4,00	APM36x4,00	351,13	ANPM36x4,00	351,13
M 38x1,00	APM38x1,00	328,80	ANPM38x1,00	328,80
M 38x1,50	APM38x1,50	295,92	ANPM38x1,50	295,92
M 38x2,00	APM38x2,00	394,58	ANPM38x2,00	394,58
M 39x1,00	APM39x1,00	346,72	ANPM39x1,00	346,72
M 39x1,50	APM39x1,50	313,84	ANPM39x1,50	313,84
M 39x2,00	APM39x2,00	325,79	ANPM39x2,00	325,79
M 39x3,00	APM39x3,00	340,74	ANPM39x3,00	340,74
M 39x4,00	APM39x4,00	383,72	ANPM39x4,00	383,72
M 40x1,00	APM40x1,00	346,72	ANPM40x1,00	346,72
M 40x1,50	APM40x1,50	313,84	ANPM40x1,50	313,84
M 40x2,00	APM40x2,00	331,78	ANPM40x2,00	331,78
M 40x3,00	APM40x3,00	419,91	ANPM40x3,00	419,91
M 42x1,00	APM42x1,00	451,33	ANPM42x1,00	451,33
M 42x1,50	APM42x1,50	361,99	ANPM42x1,50	361,99
M 42x2,00	APM42x2,00	371,96	ANPM42x2,00	371,96
M 42x3,00	APM42x3,00	398,53	ANPM42x3,00	398,53
M 42x4,50	APM42x4,50	412,69	ANPM42x4,50	412,69
M 45x1,00	APM45x1,00	478,22	ANPM45x1,00	478,22
M 45x1,50	APM45x1,50	381,92	ANPM45x1,50	381,92
M 45x2,00	APM45x2,00	381,92	ANPM45x2,00	381,92
M 45x3,00	APM45x3,00	408,50	ANPM45x3,00	408,50
M 45x4,00	APM45x4,00	520,07	ANPM45x4,00	520,07
M 45x4,50	APM45x4,50	438,03	ANPM45x4,50	438,03
M 48x1,00	APM48x1,00	505,14	ANPM48x1,00	505,14
M 48x1,50	APM48x1,50	408,50	ANPM48x1,50	408,50
M 48x2,00	APM48x2,00	385,25	ANPM48x2,00	385,25
M 48x3,00	APM48x3,00	418,45	ANPM48x3,00	418,45
M 48x4,00	APM48x4,00	552,96	ANPM48x4,00	552,96
M 48x5,00	APM48x5,00	466,98	ANPM48x5,00	466,98
M 50x1,00	APM50x1,00	532,04	ANPM50x1,00	532,04
M 50x1,50	APM50x1,50	418,45	ANPM50x1,50	418,45
M 50x2,00	APM50x2,00	405,17	ANPM50x2,00	405,17
M 50x3,00	APM50x3,00	470,60	ANPM50x3,00	470,60
M 52x1,00	APM52x1,00	555,94	ANPM52x1,00	555,94
M 52x1,50	APM52x1,50	441,70	ANPM52x1,50	441,70
M 52x2,00	APM52x2,00	418,45	ANPM52x2,00	418,45
M 52x3,00	APM52x3,00	468,28	ANPM52x3,00	468,28
M 52x4,00	APM52x4,00	609,75	ANPM52x4,00	609,75
M 52x5,00	APM52x5,00	503,17	ANPM52x5,00	503,17
M 55x1,00	APM55x1,00	585,85	ANPM55x1,00	585,85

	GO	AP €	NO GO	ANP €
M 55x1,50	APM55x1,50	415,47	ANPM55x1,50	415,47
M 55x2,00	APM55x2,00	431,74	ANPM55x2,00	431,74
M 55x3,00	APM55x3,00	445,35	ANPM55x3,00	445,35
M 55x4,00	APM55x4,00	599,71	ANPM55x4,00	599,71
M 56x1,00	APM56x1,00	664,21	ANPM56x1,00	664,21
M 56x1,50	APM56x1,50	468,28	ANPM56x1,50	468,28
M 56x2,00	APM56x2,00	448,35	ANPM56x2,00	448,35
M 56x3,00	APM56x3,00	501,49	ANPM56x3,00	501,49
M 56x4,00	APM56x4,00	504,48	ANPM56x4,00	504,48
M 56x5,50	APM56x5,50	611,37	ANPM56x5,50	611,37
M 58x1,00	APM58x1,00	476,57	ANPM58x1,00	476,57
M 58x1,50	APM58x1,50	481,55	ANPM58x1,50	481,55
M 58x2,00	APM58x2,00	474,91	ANPM58x2,00	474,91
M 58x3,00	APM58x3,00	472,37	ANPM58x3,00	472,37
M 60x1,00	APM60x1,00	522,66	ANPM60x1,00	522,66
M 60x1,50	APM60x1,50	485,84	ANPM60x1,50	485,84
M 60x2,00	APM60x2,00	500,18	ANPM60x2,00	500,18
M 60x3,00	APM60x3,00	512,58	ANPM60x3,00	512,58
M 60x4,00	APM60x4,00	563,09	ANPM60x4,00	563,09
M 60x5,50	APM60x5,50	571,96	ANPM60x5,50	571,96
M 62x1,00	APM62x1,00	590,08	ANPM62x1,00	590,08
M 62x1,50	APM62x1,50	485,84	ANPM62x1,50	485,84
M 62x2,00	APM62x2,00	500,18	ANPM62x2,00	500,18
M 62x3,00	APM62x3,00	512,58	ANPM62x3,00	512,58
M 64x1,00	APM64x1,00	657,47	ANPM64x1,00	657,47
M 64x1,50	APM64x1,50	485,84	ANPM64x1,50	485,84
M 64x2,00	APM64x2,00	500,18	ANPM64x2,00	500,18
M 64x3,00	APM64x3,00	512,58	ANPM64x3,00	512,58
M 64x4,00	APM64x4,00	563,09	ANPM64x4,00	563,09
M 64x6,00	APM64x6,00	608,16	ANPM64x6,00	608,16
M 65x1,00	APM65x1,00	673,57	ANPM65x1,00	673,57
M 65x1,50	APM65x1,50	478,22	ANPM65x1,50	478,22
M 65x2,00	APM65x2,00	472,25	ANPM65x2,00	472,25
M 65x3,00	APM65x3,00	633,48	ANPM65x3,00	633,48
M 68x1,00	APM68x1,00	675,16	ANPM68x1,00	675,16
M 68x1,50	APM68x1,50	485,84	ANPM68x1,50	485,84
M 68x2,00	APM68x2,00	500,18	ANPM68x2,00	500,18
M 68x3,00	APM68x3,00	512,58	ANPM68x3,00	512,58
M 68x4,00	APM68x4,00	563,09	ANPM68x4,00	563,09
M 68x6,00	APM68x6,00	644,36	ANPM68x6,00	644,36
M 70x1,00	APM70x1,00	702,24	ANPM70x1,00	702,24
M 70x1,50	APM70x1,50	485,84	ANPM70x1,50	485,84
M 70x2,00	APM70x2,00	500,18	ANPM70x2,00	500,18
M 70x3,00	APM70x3,00	512,58	ANPM70x3,00	512,58
M 70x4,00	APM70x4,00	563,09	ANPM70x4,00	563,09
M 70x6,00	APM70x6,00	679,87	ANPM70x6,00	679,87
M 72x1,00	APM72x1,00	711,22	ANPM72x1,00	711,22
M 72x1,50	APM72x1,50	485,84	ANPM72x1,50	485,84
M 72x2,00	APM72x2,00	500,18	ANPM72x2,00	500,18

M/MF THREAD RING GAUGES

M MF

Ref. AP
Ref. ANP

DIN 13 | DIN/ISO 1502 | TOL 6g | P 60° | X210 Cr12 | Cert.

* Calibration certificate included in the price.

	AP		ANP	
	GO	€	NO GO	€
M 72x3,00	APM72x3,00	512,58	ANPM72x3,00	512,58
M 72x4,00	APM72x4,00	563,09	ANPM72x4,00	563,09
M 72x6,00	APM72x6,00	697,84	ANPM72x6,00	697,84
M 75x1,00	APM75x1,00	736,10	ANPM75x1,00	736,10
M 75x1,50	APM75x1,50	581,19	ANPM75x1,50	581,19
M 75x2,00	APM75x2,00	607,76	ANPM75x2,00	607,76
M 75x3,00	APM75x3,00	664,21	ANPM75x3,00	664,21
M 75x4,00	APM75x4,00	721,49	ANPM75x4,00	721,49
M 76x1,50	APM76x1,50	601,12	ANPM76x1,50	601,12
M 76x2,00	APM76x2,00	614,40	ANPM76x2,00	614,40
M 76x3,00	APM76x3,00	664,21	ANPM76x3,00	664,21
M 76x4,00	APM76x4,00	953,14	ANPM76x4,00	953,14
M 76x6,00	APM76x6,00	761,89	ANPM76x6,00	761,89
M 80x1,50	APM80x1,50	677,51	ANPM80x1,50	677,51
M 80x2,00	APM80x2,00	650,94	ANPM80x2,00	650,94
M 80x3,00	APM80x3,00	743,91	ANPM80x3,00	743,91
M 80x4,00	APM80x4,00	746,25	ANPM80x4,00	746,25
M 80x6,00	APM80x6,00	769,63	ANPM80x6,00	769,63
M 85x1,50	APM85x1,50	717,36	ANPM85x1,50	717,36

	AP		ANP	
	GO	€	NO GO	€
M 85x2,00	APM85x2,00	700,76	ANPM85x2,00	700,76
M 85x3,00	APM85x3,00	730,36	ANPM85x3,00	730,36
M 85x4,00	APM85x4,00	774,14	ANPM85x4,00	774,14
M 85x6,00	APM85x6,00	859,49	ANPM85x6,00	859,49
M 90x1,50	APM90x1,50	760,53	ANPM90x1,50	760,53
M 90x2,00	APM90x2,00	757,21	ANPM90x2,00	757,21
M 90x3,00	APM90x3,00	913,29	ANPM90x3,00	913,29
M 90x4,00	APM90x4,00	839,25	ANPM90x4,00	839,25
M 90x6,00	APM90x6,00	893,34	ANPM90x6,00	893,34
M 95x1,50	APM95x1,50	800,38	ANPM95x1,50	800,38
M 95x2,00	APM95x2,00	807,03	ANPM95x2,00	807,03
M 95x4,00	APM95x4,00	885,73	ANPM95x4,00	885,73
M 95x6,00	APM95x6,00	994,27	ANPM95x6,00	994,27
M 100x1,50	APM100x1,50	843,54	ANPM100x1,50	843,54
M 100x2,00	APM100x2,00	856,84	ANPM100x2,00	856,84
M 100x3,00	APM100x3,00	1.012,93	ANPM100x3,00	1.012,93
M 100x4,00	APM100x4,00	929,90	ANPM100x4,00	929,90
M 100x6,00	APM100x6,00	1.024,71	ANPM100x6,00	1.024,71

M/MF THREAD RING GAUGES SPECIAL TOLERANCES

M MF

Ref. API
Ref. ANPI
Ref. AP..-6e
Ref. ANP..-6e

DIN 13 | DIN/ISO 1502 | TOL 6g (left hand) | TOL 6e | P 60° | X210 Cr12 | Cert.

* Calibration certificate included in the price.

	API		ANPI		AP..6e		ANP..6e	
	GO	TOL 6g (left hand) €	NO GO	TOL 6g (left hand) €	GO	TOL 6e €	NO GO	TOL 6e €
M 2x0,40	APIM02x0,40	238,30	ANPIM02x0,40	238,30	APM02x0,40-6e	-	ANPM02x0,40-6e	-
M 2,5x0,45	APIM02,5x0,45	180,19	ANPIM02,5x0,45	180,19	APM02,5x0,45-6e	-	ANPM02,5x0,45-6e	-
M 3x0,50	APIM03x0,50	174,36	ANPIM03x0,50	174,36	APM03x0,50-6e	174,36	ANPM03x0,50-6e	174,36
M 3,5x0,60	APIM03,5x0,60	162,73	ANPIM03,5x0,60	162,73	APM03,5x0,60-6e	162,73	ANPM03,5x0,60-6e	162,73
M 4x0,70	APIM04x0,70	162,73	ANPIM04x0,70	162,73	APM04x0,70-6e	162,73	ANPM04x0,70-6e	162,73
M 4,5x0,75	APIM04,5x0,75	244,10	ANPIM04,5x0,75	244,10	APM04,5x0,75-6e	-	ANPM04,5x0,75-6e	-
M 5x0,80	APIM05x0,80	162,73	ANPIM05x0,80	162,73	APM05x0,80-6e	162,73	ANPM05x0,80-6e	162,73
M 6x1,00	APIM06x1,00	162,73	ANPIM06x1,00	162,73	APM06x1,00-6e	162,73	ANPM06x1,00-6e	162,73
M 7x1,00	APIM07x1,00	209,23	ANPIM07x1,00	209,23	APM07x1,00-6e	209,23	ANPM07x1,00-6e	209,23
M 8x1,25	APIM08x1,25	162,73	ANPIM08x1,25	162,73	APM08x1,25-6e	162,73	ANPM08x1,25-6e	162,73
M 10x1,50	APIM10x1,50	185,99	ANPIM10x1,50	185,99	APM10x1,50-6e	185,99	ANPM10x1,50-6e	185,99
M 12x1,75	APIM12x1,75	215,05	ANPIM12x1,75	215,05	APM12x1,75-6e	215,05	ANPM12x1,75-6e	215,05
M 14x2,00	APIM14x2,00	238,30	ANPIM14x2,00	238,30	APM14x2,00-6e	238,30	ANPM14x2,00-6e	238,30
M 16x2,00	APIM16x2,00	261,54	ANPIM16x2,00	261,54	APM16x2,00-6e	261,54	ANPM16x2,00-6e	261,54
M 18x2,50	APIM18x2,50	302,22	ANPIM18x2,50	302,22	APM18x2,50-6e	302,22	ANPM18x2,50-6e	302,22
M 20x2,50	APIM20x2,50	337,08	ANPIM20x2,50	337,08	APM20x2,50-6e	337,08	ANPM20x2,50-6e	337,08
M 22x2,50	APIM22x2,50	366,15	ANPIM22x2,50	366,15	APM22x2,50-6e	-	ANPM22x2,50-6e	-
M 24x3,00	APIM24x3,00	389,40	ANPIM24x3,00	389,40	APM24x3,00-6e	-	ANPM24x3,00-6e	-
M 27x3,00	APIM27x3,00	435,90	ANPIM27x3,00	435,90	APM27x3,00-6e	-	ANPM27x3,00-6e	-
M 30x3,50	APIM30x3,50	446,66	ANPIM30x3,50	446,66	APM30x3,50-6e	-	ANPM30x3,50-6e	-

BSP THREAD PLUG & RING GAUGES

BSP

Ref. CT — GO / NO GO
Ref. CTP — GO /
Ref. CTNP — NO GO

DIN EN ISO 228-2 | P 55° | X210 Cr12 | Cert. * Calibration certificate included in the price.

		CT		CTP		CTNP
	GO / NO GO	€	GO	€	NO GO	€
G 1/8-28h.	CTG1/8X28	137,13		-		-
G 1/4-19h.	CTG1/4X19	149,60		-		-
G 3/8-19h.	CTG3/8X19	174,54		-		-
G 1/2-14h.	CTG1/2X14	167,49		-		-
G 5/8-14h.	CTG5/8X14	211,94		-		-
G 3/4-14h.	CTG3/4X14	232,72		-		-
G 7/8-14h.	CTG7/8X14	261,79		-		-
G 1"-11h.	CTG1X11	274,27		-		-
G 1"1/8-11h.	CTG1.1/8X11	315,82		-		-
G 1"1/4-11h.	CTG1.1/4X11	344,91		-		-
G 1"1/2-11h.	CTG1.1/2X11	403,08		-		-
G 1"3/4-11h.	CTG1.3/4X11	-	CTPG1.3/4X11	241,41	CTNPG1.3/4X11	241,41
G 2"-11h.	CTG2X11	-	CTPG2X11	265,15	CTNPG2X11	265,15
G 2"1/4-11h.	CTG2.1/4X11	-	CTPG2.1/4X11	288,91	CTNPG2.1/4X11	288,91
G 2"1/2-11h.	CTG2.1/2X11	-	CTPG2.1/2X11	336,40	CTNPG2.1/2X11	336,40
G 2"3/4-11h.	CTG2.3/4X11	-	CTPG2.3/4X11	382,32	CTNPG2.3/4X11	382,32
G 3"-11h.	CTG3X11	-	CTPG3X11	411,39	CTNPG3X11	411,39
G 3"1/2-11h.	CTG3.1/2X11	-	CTPG3.1/2X11	731,38	CTNPG3.1/2X11	731,38
G 4"-11h.	CTG4X11	-	CTPG4X11	797,86	CTNPG4X11	797,86

BSP

Ref. AP
Ref. ANP

DIN EN ISO 228-2 | P 55° | X210 Cr12 | Cert. * Calibration certificate included in the price.

Ref. AP



GO

Ref. ANP

NO GO

	AP		ANP
	GO	€	NO GO	€
G 1/8-28h.	APG1/8X28	154,99	ANPG1/8X28	154,99
G 1/4-19h.	APG1/4X19	182,11	ANPG1/4X19	182,11
G 3/8-19h.	APG3/8X19	220,84	ANPG3/8X19	220,84
G 1/2-14h.	APG1/2X14	213,09	ANPG1/2X14	213,09
G 5/8-14h.	APG5/8X14	224,38	ANPG5/8X14	224,38
G 3/4-14h.	APG3/4X14	243,54	ANPG3/4X14	243,54
G 7/8-14h.	APG7/8X14	274,00	ANPG7/8X14	274,00
G 1"-11h.	APG1X11	300,63	ANPG1X11	300,63
G 1"1/8-11h.	APG1.1/8X11	348,72	ANPG1.1/8X11	348,72
G 1"1/4-11h.	APG1.1/4X11	383,58	ANPG1.1/4X11	383,58
G 1"1/2-11h.	APG1.1/2X11	433,95	ANPG1.1/2X11	433,95
G 1"3/4-11h.	APG1.3/4X11	480,45	ANPG1.3/4X11	480,45
G 2"-11h.	APG2X11	530,83	ANPG2X11	530,83
G 2"1/4-11h.	APG2.1/4X11	573,44	ANPG2.1/4X11	573,44
G 2"1/2-11h.	APG2.1/2X11	654,80	ANPG2.1/2X11	654,80
G 2"3/4-11h.	APG2.3/4X11	704,76	ANPG2.3/4X11	704,76
G 3"-11h.	APG3X11	767,18	ANPG3X11	767,18
G 3"1/2-11h.	APG3.1/2X11	1.019,01	ANPG3.1/2X11	1.019,01
G 4"-11h	APG4X11	1.115,89	ANPG4X11	1.115,89

UNC THREAD PLUG GAUGES

UNC

Ref. CTNC GO / NO GO
Ref. CTPNC GO
Ref. CTNPNC NO GO
Ref. CTNC..3B

ANSI ASME B1.2 | TOL 2B | TOL 3B | P 60° | X210 Cr12

Ref. CTNC

Cert. * Calibration certificate included in the price.

		CTNC		CTPNC		CTNPNC		CTNC..3B
	GO / NO GO	€	GO	€	NO GO	€	GO / NO GO	€
UNC Nº4-40h.	CTNCNº4-40	210,97		-		-	CTNCNº4-40-3B	274,27
UNC Nº5-40h.	CTNCNº5-40	210,06		-		-	CTNCNº5-40-3B	286,74
UNC Nº6-32h.	CTNCNº6-32	127,86		-		-	CTNCNº6-32-3B	166,22
UNC Nº8-32h.	CTNCNº8-32	124,66		-		-	CTNCNº8-32-3B	162,06
UNC Nº10-24h.	CTNCNº10-24	121,47		-		-	CTNCNº10-24-3B	157,90
UNC Nº12-24h.	CTNCNº12-24	121,47		-		-	CTNCNº12-24-3B	149,60
UNC1/4-20h.	CTNC1/4X20	115,08		-		-	CTNC1/4X20-3B	149,60
UNC 5/16-18h.	CTNC5/16X18	121,47		-		-	CTNC5/16X18-3B	157,90
UNC 3/8-16h.	CTNC3/8X16	121,47		-		-	CTNC3/8X16-3B	157,90
UNC 7/16-14h.	CTNC7/16X14	127,86		-		-	CTNC7/16X14-3B	166,22
UNC 1/2-13h.	CTNC1/2X13	137,44		-		-	CTNC1/2X13-3B	178,69
UNC 9/16-12h.	CTNC9/16X12	147,04		-		-	CTNC9/16X12-3B	191,16
UNC 5/8-11h.	CTNC5/8X11	153,44		-		-	CTNC5/8X11-3B	199,47
UNC 3/4-10h.	CTNC3/4X10	175,80		-		-	CTNC3/4X10-3B	228,56
UNC 7/8-9h.	CTNC7/8X9	198,19		-		-	CTNC7/8X9-3B	257,64
UNC 1"-8h.	CTNC1X8	223,77		-		-	CTNC1X8-3B	290,89
UNC 1"1/8-7h.	CTNC1.1/8X7	249,33		-		-		-
UNC 1"1/4-7h.	CTNC1.1/4X7	271,71		-		-		-
UNC 1"3/8-6h.	CTNC1.3/8X6	294,08		-		-		-
UNC 1"1/2-6h.	CTNC1.1/2X6	329,25		-		-		-
UNC 1"3/4-5h.	CTNC1.3/4X5	-	CTPNC1.3/4X5	217,36	CTNPNC1.3/4X5	217,36		-
UNC 2"-4.1/2h.	CTNC2X4,5	-	CTPNC2X4,5	249,33	CTNPNC2X4,5	249,33		-
UNC 2"1/4-4.1/2h.	CTNC2.1/4X4,5	-	CTPNC2.1/4X4,5	278,10	CTNPNC2.1/4X4,5	278,10		-
UNC 2"1/2-4h.	CTNC2.1/2X4	-	CTPNC2.1/2X4	313,26	CTNPNC2.1/2X4	313,26		-
UNC 2"3/4-4h.	CTNC2.3/4X4	-	CTPNC2.3/4X4	345,22	CTNPNC2.3/4X4	345,22		-
UNC 3"-4h.	CTNC3X4	-	CTPNC3X4	377,18	CTNPNC3X4	377,18		-
UNC 3"1/4-4h.	CTNC3.1/4X4	-	CTPNC3.1/4X4	412,34	CTNPNC3.1/4X4	412,34		-
UNC 3"1/2-4h.	CTNC3.1/2X4	-	CTPNC3.1/2X4	444,31	CTNPNC3.1/2X4	444,31		-
UNC 4"-4h.	CTNC4X4	-	CTPNC4X4	508,25	CTNPNC4X4	508,25		-

UNC THREAD RING GAUGES

UNC

Ref. APNC
Ref. ANPNC
Ref. APNC..3A
Ref. ANPNC..3A

ANSI ASME B1.2 | TOL 2A | TOL 3A | P 60° | X210 Cr12



GO
Ref. APNC

NO GO
Ref. ANPNC

Cert. * Calibration certificate included in the price.

	APNC		ANPNC		APNC..3A		ANPNC..3A	
	GO	TOL 2A €	NO GO	TOL 2A €	GO	TOL 3A €	NO GO	TOL 3A €
UNC Nº4-40h.	APNCNº4-40	201,48	ANPNCNº4-40	201,48	APNCNº4-40-3A	261,94	ANPNCNº4-40-3A	261,94
UNC Nº5-40h.	APNCNº5-40	148,79	ANPNCNº5-40	148,79	APNCNº5-40-3A	193,42	ANPNCNº5-40-3A	193,42
UNC Nº6-32h.	APNCNº6-32	142,59	ANPNCNº6-32	142,59	APNCNº6-32-3A	185,37	ANPNCNº6-32-3A	185,37
UNC Nº8-32h.	APNCNº8-32	133,29	ANPNCNº8-32	133,29	APNCNº8-32-3A	173,28	ANPNCNº8-32-3A	173,28
UNC Nº10-24h.	APNCNº10-24	127,09	ANPNCNº10-24	127,09	APNCNº10-24-3A	165,20	ANPNCNº10-24-3A	165,20
UNC Nº12-24h.	APNCNº12-24	123,99	ANPNCNº12-24	123,99	APNCNº12-24-3A	161,18	ANPNCNº12-24-3A	161,18
UNC 1/4-20h.	APNC1/4X20	123,99	ANPNC1/4X20	123,99	APNC1/4X20-3A	161,18	ANPNC1/4X20-3A	161,18
UNC 5/16-18h.	APNC5/16X18	133,29	ANPNC5/16X18	133,29	APNC5/16X18-3A	173,28	ANPNC5/16X18-3A	173,28
UNC 3/8-16h.	APNC3/8X16	142,59	ANPNC3/8X16	142,59	APNC3/8X16-3A	185,37	ANPNC3/8X16-3A	185,37
UNC 7/16-14h.	APNC7/16X14	154,99	ANPNC7/16X14	154,99	APNC7/16X14-3A	201,48	ANPNC7/16X14-3A	201,48
UNC 1/2-13h.	APNC1/2X13	173,58	ANPNC1/2X13	173,58	APNC1/2X13-3A	225,67	ANPNC1/2X13-3A	225,67
UNC 9/16-12h.	APNC9/16X12	195,27	ANPNC9/16X12	195,27	APNC9/16X12-3A	253,86	ANPNC9/16X12-3A	253,86
UNC 5/8-11h.	APNC5/8X11	213,88	ANPNC5/8X11	213,88	APNC5/8X11-3A	278,11	ANPNC5/8X11-3A	278,11
UNC 3/4-10h.	APNC3/4X10	244,87	ANPNC3/4X10	244,87	APNC3/4X10-3A	318,35	ANPNC3/4X10-3A	318,35
UNC 7/8-9h.	APNC7/8X9	268,65	ANPNC7/8X9	268,65		-		-
UNC 1"-8h.	APNC1X8	307,01	ANPNC1X8	307,01		-		-
UNC 1"1/8-7h.	APNC1.1/8X7	339,49	ANPNC1.1/8X7	339,49		-		-
UNC 1"1/4-7h.	APNC1.1/4X7	392,62	ANPNC1.1/4X7	392,62		-		-
UNC 1"3/8-6h.	APNC1.3/8X6	431,01	ANPNC1.3/8X6	431,01		-		-
UNC 1"1/2-6h.	APNC1.1/2X6	460,52	ANPNC1.1/2X6	460,52		-		-
UNC 1"3/4-5h.	APNC1.3/4X5	567,25	ANPNC1.3/4X5	567,25		-		-
UNC 2"-4.1/2h.	APNC2x4,5	650,94	ANPNC2x4,5	650,94		-		-
UNC 2"1/4-4.1/2h.	APNC2.1/4x4,5	740,82	ANPNC2.1/4x4,5	740,82		-		-
UNC 2"1/2-4h.	APNC2.1/2x4	830,71	ANPNC2.1/2x4	830,71		-		-
UNC 2"3/4-4h.	APNC2.3/4X4	923,70	ANPNC2.3/4X4	923,70		-		-
UNC 3"-4h.	APNC3x4	912,28	ANPNC3X4	912,28		-		-
UNC 3"1/4-4h.	APNC3.1/4x4	998,40	ANPNC3.1/4x4	998,40		-		-
UNC 3"1/2-4h.	APNC3.1/2x4	1.023,47	ANPNC3.1/2x4	1.023,47		-		-
UNC 4"-4h.	APNC4x4	1.067,28	ANPNC4X4	1.067,28		-		-

UNF THREAD PLUG GAUGES

UNF

Ref. CTNF
Ref. CTNF..3B GO / NO GO

ANSI ASME B1.2 | TOL 2B | TOL 3B | P 60° | X210 Cr12

Ref. CTNF

Cert. * Calibration certificate included in the price.

	CTNF		CTNF..3B	
	GO / NO GO	TOL 2B €	GO / NO GO	TOL 3B €
UNF Nº0-80h.	CTNFNº0-80	287,70	CTNFNº0-80-3B	-
UNF Nº1-72h.	CTNFNº1-72	246,14	CTNFNº1-72-3B	-
UNF Nº2-64h.	CTNFNº2-64	230,16	CTNFNº2-64-3B	-
UNF Nº3-56h.	CTNFNº3-56	210,97	CTNFNº3-56-3B	-
UNF Nº4-48h.	CTNFNº4-48	210,97	CTNFNº4-48-3B	274,27
UNF Nº5-44h.	CTNFNº5-44	134,25	CTNFNº5-44-3B	174,54
UNF Nº6-40h.	CTNFNº6-40	127,86	CTNFNº6-40-3B	166,22
UNF Nº8-36h.	CTNFNº8-36	124,66	CTNFNº8-36-3B	167,89
UNF Nº10-32h.	CTNFNº10-32	121,47	CTNFNº10-32-3B	157,90
UNF Nº12-28h.	CTNFNº12-28	115,08	CTNFNº12-28-3B	149,60
UNF 1/4-28h.	CTNF1/4X28	115,08	CTNF1/4X28-3B	149,60
UNF 5/16-24h.	CTNF5/16X24	121,47	CTNF5/16X24-3B	157,90
UNF 3/8-24h.	CTNF3/8X24	121,47	CTNF3/8X24-3B	157,90
UNF 7/16-20h.	CTNF7/16X20	127,86	CTNF7/16X20-3B	166,22
UNF 1/2-20h.	CTNF1/2X20	137,44	CTNF1/2X20-3B	178,69
UNF 9/16-18h.	CTNF9/16X18	147,04	CTNF9/16X18-3B	191,16
UNF 5/8-18h.	CTNF5/8X18	150,24	CTNF5/8X18-3B	195,32
UNF 3/4-16h.	CTNF3/4X16	166,22	CTNF3/4X16-3B	216,09
UNF 7/8-14h.	CTNF7/8X14	182,22	CTNF7/8X14-3B	236,87
UNF 1"-12h.	CTNF1X12	204,57	CTNF1X12-3B	265,95
UNF 1"1/8-12h.	CTNF1.1/8X12	223,77	CTNF1.1/8X12-3B	-
UNF 1"1/4-12h.	CTNF1.1/4X12	236,54	CTNF1.1/4X12-3B	-
UNF 1"3/8-12h.	CTNF1.3/8X12	262,12	CTNF1.3/8X12-3B	-
UNF 1"1/2-12h.	CTNF1.1/2X12	287,70	CTNF1.1/2X12-3B	-

UNF THREAD RING GAUGES

UNF

Ref. APNF
Ref. ANPNF
Ref. APNF..3A
Ref. ANPNF..3A

ANSI ASME B1.2 | TOL 2A | TOL 3A | P 60° | X210 Cr12



GO
Ref. APNF



NO GO
Ref. ANPNF

Cert. * Calibration certificate included in the price.

	APNF		ANPNF		APNF..3A		ANPNF..3A	
	GO	TOL 2A €	NO GO	TOL 2A €	GO	TOL 3A €	NO GO	TOL 3A €
UNF Nº0-80h.	APNFNº0-80	282,09	ANPNFNº0-80	282,09		-		-
UNF Nº1-72h.	APNFNº1-72	235,58	ANPNFNº1-72	235,58		-		-
UNF Nº2-64h.	APNFNº2-64	220,08	ANPNFNº2-64	220,08		-		-
UNF Nº3-56h.	APNFNº3-56	210,78	ANPNFNº3-56	210,78		-		-
UNF Nº4-48h.	APNFNº4-48	198,37	ANPNFNº4-48	198,37	APNFNº4-48-3A	257,88	ANPNFNº4-48-3A	257,88
UNF Nº5-44h.	APNFNº5-44	148,79	ANPNFNº5-44	148,79	APNFNº5-44-3A	193,42	ANPNFNº5-44-3A	193,42
UNF Nº6-40h.	APNFNº6-40	142,59	ANPNFNº6-40	142,59	APNFNº6-40-3A	185,37	ANPNFNº6-40-3A	185,37
UNF Nº8-36h.	APNFNº8-36	133,29	ANPNFNº8-36	133,29	APNFNº8-36-3A	173,28	ANPNFNº8-36-3A	173,28
UNF Nº10-32h.	APNFNº10-32	127,09	ANPNFNº10-32	127,09	APNFNº10-32-3A	168,78	ANPNFNº10-32-3A	168,78
UNF Nº12-28h.	APNFNº12-28	123,99	ANPNFNº12-28	123,99	APNFNº12-28-3A	161,18	ANPNFNº12-28-3A	161,18
UNF 1/4-28h.	APNF1/4X28	123,99	ANPNF1/4X28	123,99	APNF1/4X28-3A	161,18	ANPNF1/4X28-3A	161,18
UNF 5/16-24h.	APNF5/16X24	133,29	ANPNF5/16X24	133,29	APNF5/16X24-3A	173,28	ANPNF5/16X24-3A	173,28
UNF 3/8-24h.	APNF3/8X24	142,59	ANPNF3/8X24	142,59	APNF3/8X24-3A	185,37	ANPNF3/8X24-3A	185,37
UNF 7/16-20h.	APNF7/16X20	154,99	ANPNF7/16X20	154,99	APNF7/16X20-3A	201,48	ANPNF7/16X20-3A	201,48
UNF 1/2-20h.	APNF1/2X20	173,58	ANPNF1/2X20	173,58	APNF1/2X20-3A	225,67	ANPNF1/2X20-3A	225,67
UNF 9/16-18h.	APNF9/16X18	195,27	ANPNF9/16X18	195,27	APNF9/16X18-3A	253,86	ANPNF9/16X18-3A	253,86
UNF 5/8-18h.	APNF5/8X18	213,88	ANPNF5/8X18	213,88	APNF5/8X18-3A	278,05	ANPNF5/8X18-3A	278,05
UNF 3/4-16h.	APNF3/4X16	244,87	ANPNF3/4X16	244,87	APNF3/4X16-3A	318,35	ANPNF3/4X16-3A	318,35
UNF 7/8-14h.	APNF7/8X14	268,65	ANPNF7/8X14	268,65		-		-
UNF 1"-12h.	APNF1X12	307,01	ANPNF1X12	307,01		-		-
UNF 1"1/8-12h.	APNF1.1/8X12	357,20	ANPNF1.1/8X12	357,20		-		-
UNF 1"1/4-12h.	APNF1.1/4X12	392,62	ANPNF1.1/4X12	392,62		-		-
UNF 1"3/8-12h.	APNF1.3/8X12	431,01	ANPNF1.3/8X12	431,01		-		-
UNF 1"1/2-12h.	APNF1.1/2X12	460,52	ANPNF1.1/2X12	460,52		-		-

PLAIN PLUG GAUGES

PLAIN

Ref. CTL — GO / NO GO
Ref. CTLP — GO
Ref. CTLNP — NO GO

DIN 7162 | TOL H7 | X210 Cr12

Ref. CTL

Cert. * Calibration certificate included in the price.

	CTL			CTL		CTLP		CTLNP	
ø mm	GO NO GO	€	ø mm	GO NO GO	€	GO	€	NO GO	€
2	CTL0200	69,53	51	CTL5100	176,95	CTLP5100	-	CTLNP5100	-
3	CTL0300	63,20	52	CTL5200	176,95	CTLP5200	-	CTLNP5200	-
4	CTL0400	63,20	53	CTL5300	176,95	CTLP5300	-	CTLNP5300	-
5	CTL0500	63,20	54	CTL5400	176,95	CTLP5400	-	CTLNP5400	-
6	CTL0600	63,20	55	CTL5500	176,95	CTLP5500	-	CTLNP5500	-
7	CTL0700	56,86	56	CTL5600	176,95	CTLP5600	-	CTLNP5600	-
8	CTL0800	56,86	57	CTL5700	-	CTLP5700	116,75	CTLNP5700	116,75
9	CTL0900	56,86	58	CTL5800	-	CTLP5800	116,75	CTLNP5800	116,75
10	CTL1000	66,35	59	CTL5900	-	CTLP5900	116,75	CTLNP5900	116,75
11	CTL1100	66,35	60	CTL6000	-	CTLP6000	116,75	CTLNP6000	116,75
12	CTL1200	66,35	61	CTL6100	-	CTLP6100	116,75	CTLNP6100	116,75
13	CTL1300	66,35	62	CTL6200	-	CTLP6200	116,75	CTLNP6200	116,75
14	CTL1400	72,68	63	CTL6300	-	CTLP6300	146,69	CTLNP6300	146,69
15	CTL1500	72,68	64	CTL6400	-	CTLP6400	146,69	CTLNP6400	146,69
16	CTL1600	72,68	65	CTL6500	-	CTLP6500	146,69	CTLNP6500	146,69
17	CTL1700	72,68	66	CTL6600	-	CTLP6600	146,69	CTLNP6600	146,69
18	CTL1800	85,31	67	CTL6700	-	CTLP6700	146,69	CTLNP6700	146,69
19	CTL1900	85,31	68	CTL6800	-	CTLP6800	146,69	CTLNP6800	146,69
20	CTL2000	85,31	69	CTL6900	-	CTLP6900	146,69	CTLNP6900	146,69
21	CTL2100	85,31	70	CTL7000	-	CTLP7000	185,61	CTLNP7000	185,61
22	CTL2200	91,64	71	CTL7100	-	CTLP7100	185,61	CTLNP7100	185,61
23	CTL2300	91,64	72	CTL7200	-	CTLP7200	185,61	CTLNP7200	185,61
24	CTL2400	91,64	73	CTL7300	-	CTLP7300	185,61	CTLNP7300	185,61
25	CTL2500	91,64	74	CTL7400	-	CTLP7400	185,61	CTLNP7400	185,61
26	CTL2600	91,64	75	CTL7500	-	CTLP7500	185,61	CTLNP7500	185,61
27	CTL2700	101,13	76	CTL7600	-	CTLP7600	185,61	CTLNP7600	185,61
28	CTL2800	101,13	77	CTL7700	-	CTLP7700	227,52	CTLNP7700	227,52
29	CTL2900	101,13	78	CTL7800	-	CTLP7800	227,52	CTLNP7800	227,52
30	CTL3000	101,13	79	CTL7900	-	CTLP7900	227,52	CTLNP7900	227,52
31	CTL3100	101,13	80	CTL8000	-	CTLP8000	227,52	CTLNP8000	227,52
32	CTL3200	116,93	81	CTL8100	-	CTLP8100	227,52	CTLNP8100	227,52
33	CTL3300	116,93	82	CTL8200	-	CTLP8200	227,52	CTLNP8200	227,52
34	CTL3400	116,93	83	CTL8300	-	CTLP8300	227,52	CTLNP8300	227,52
35	CTL3500	116,93	84	CTL8400	-	CTLP8400	263,44	CTLNP8400	263,44
36	CTL3600	116,93	85	CTL8500	-	CTLP8500	263,44	CTLNP8500	263,44
37	CTL3700	116,93	86	CTL8600	-	CTLP8600	263,44	CTLNP8600	263,44
38	CTL3800	123,24	87	CTL8700	-	CTLP8700	263,44	CTLNP8700	263,44
39	CTL3900	123,24	88	CTL8800	-	CTLP8800	263,44	CTLNP8800	263,44
40	CTL4000	123,24	89	CTL8900	-	CTLP8900	263,44	CTLNP8900	263,44
41	CTL4100	123,24	90	CTL9000	-	CTLP9000	263,44	CTLNP9000	263,44
42	CTL4200	123,24	91	CTL9100	-	CTLP9100	263,44	CTLNP9100	263,44
43	CTL4300	142,19	92	CTL9200	-	CTLP9200	305,34	CTLNP9200	305,34
44	CTL4400	142,19	93	CTL9300	-	CTLP9300	305,34	CTLNP9300	305,34
45	CTL4500	142,19	94	CTL9400	-	CTLP9400	305,34	CTLNP9400	305,34
46	CTL4600	142,19	95	CTL9500	-	CTLP9500	305,34	CTLNP9500	305,34
47	CTL4700	142,19	96	CTL9600	-	CTLP9600	305,34	CTLNP9600	305,34
48	CTL4800	142,19	97	CTL9700	-	CTLP9700	305,34	CTLNP9700	305,34
49	CTL4900	176,95	98	CTL9800	-	CTLP9800	305,34	CTLNP9800	305,34
50	CTL5000	176,95	99	CTL9900	-	CTLP9900	305,34	CTLNP9900	305,34
			100	CTL10000	-	CTLP10000	320,32	CTLNP10000	320,32

BLUE-MASTER® by celesa

2026 PRICE LIST

GROSS PRICE 2025 + 7%

Effective from 4 May 2026



METAL LATHE TOOLING

COBALT 10% LATHE TOOL BITS

Ref. CT1

HSSCo 10% | DIN 4964 | B NORM | TOL h14

SQUARE

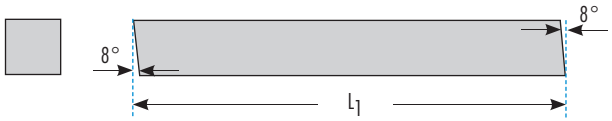

CT1

⧄ x L1 mm	€	⧄ x L1 mm	€	⧄ x L1 mm	€	⧄ x L1 mm	€	⧄ x L1 mm	€
4 x 4 x 80	12,86	6 x 6 x 100	17,92	8 x 8 x 200	45,84	12 x 12 x 100	50,37	16 x 16 x 125	119,52
4 x 4 x 100	19,48	6 x 6 x 125	22,23	10 x 10 x 63	24,95	12 x 12 x 125	62,40	16 x 16 x 160	130,83
4 x 4 x 150	25,92	6 x 6 x 160	26,10	10 x 10 x 80	28,20	12 x 12 x 160	79,81	16 x 16 x 200	151,27
4 x 4 x 200	36,87	6 x 6 x 200	32,43	10 x 10 x 100	39,38	12 x 12 x 200	92,59	18 x 18 x 160	149,27
5 x 5 x 80	16,99	8 x 8 x 63	16,56	10 x 10 x 125	47,95	14 x 14 x 100	58,88	18 x 18 x 200	188,54
5 x 5 x 100	21,60	8 x 8 x 80	19,36	10 x 10 x 160	59,43	14 x 14 x 125	71,58	20 x 20 x 160	210,90
5 x 5 x 150	30,33	8 x 8 x 100	24,95	10 x 10 x 200	71,24	14 x 14 x 160	96,27	20 x 20 x 200	229,75
5 x 5 x 200	41,42	8 x 8 x 125	33,52	12 x 12 x 63	33,53	14 x 14 x 200	103,26	25 x 25 x 160	324,03
6 x 6 x 80	15,74	8 x 8 x 160	35,97	12 x 12 x 80	40,18	16 x 16 x 100	76,51	25 x 25 x 200	327,25

Ref. CT2

HSSCo 10% | DIN 4964 | A NORM | TOL h8

CYLINDRICAL

CT2

Ø x L1 mm	€	Ø x L1 mm	€	Ø x L1 mm	€	Ø x L1 mm	€	Ø x L1 mm	€
3 x 100	10,25	6 x 63	11,33	8 x 100	20,60	10 x 100	29,40	14 x 200	122,50
4 x 63	8,65	6 x 80	14,64	8 x 125	32,66	10 x 160	54,96	16 x 125	63,56
4 x 80	10,62	6 x 100	17,99	8 x 160	32,95	10 x 200	67,89	16 x 160	87,25
4 x 100	16,90	6 x 160	26,05	8 x 200	37,46	12 x 80	31,44	16 x 200	111,85
4 x 150	21,18	6 x 200	28,84	9 x 100	31,59	12 x 100	30,81	18 x 160	168,39
5 x 63	8,65	7 x 100	27,72	9 x 150	53,03	12 x 125	53,08	18 x 200	215,70
5 x 80	12,74	7 x 150	37,22	9 x 200	62,82	12 x 160	79,42	20 x 160	195,28
5 x 100	18,87	7 x 200	33,99	10 x 63	20,86	12 x 200	87,84	20 x 200	217,28
5 x 150	23,81	8 x 63	12,97	10 x 80	23,99	14 x 160	95,55	25 x 200	492,51
5 x 200	30,08	8 x 80	17,31						

COBALT 10% LATHE TOOL BITS

Ref. CT3 | HSSCo 10% | DIN 4964 | D NORM | TOL h14 | RECTANGULAR

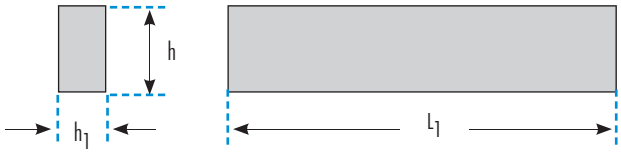

CT3

h x h1 x L1 mm	€	h x h1 x L1 mm	€	h x h1 x L1 mm	€	h x h1 x L1 mm	€	h x h1 x L1 mm	€
8 x 4 x 100	20,28	12 x 8 x 160	68,05	15 x 5 x 200	84,77	16 x 10 x 160	107,39	20 x 10 x 200	146,72
10 x 5 x 160	44,46	12 x 8 x 200	83,46	16 x 4 x 80	28,71	16 x 10 x 200	130,98	20 x 12 x 160	130,19
10 x 5 x 200	53,50	15 x 3 x 150	52,58	16 x 4 x 100	35,79	20 x 4 x 150	82,26	20 x 12 x 200	162,07
10 x 6 x 160	53,50	15 x 3 x 200	64,08	16 x 4 x 160	57,82	20 x 4 x 200	102,45	25 x 6 x 160	92,84
10 x 6 x 200	66,08	15 x 4 x 150	60,43	16 x 8 x 160	80,23	20 x 5 x 160	78,66	25 x 6 x 200	112,47
12 x 6 x 160	57,02	15 x 4 x 200	73,78	16 x 8 x 200	97,55	20 x 5 x 200	97,94	25 x 12 x 200	212,40
12 x 6 x 200	67,65	15 x 5 x 150	69,55	16 x 10 x 100	62,94	20 x 10 x 160	118,00		

Ref. CT4 | HSSCo 10% | DIN 4964 | E NORM | TOL h12 | TRAPEZOID



CT4

h x h1 x L1 mm	€	h x h1 x L1 mm	€
12 x 3,0 x 160	39,66	19 x 3,50 x 125	59,12
13 x 2,5 x 100	43,46	20 x 5,00 x 160	84,00
15 x 2,5 x 100	50,29	20 x 5,00 x 200	116,03
16 x 4,0 x 160	66,78	25 x 6,00 x 160	108,82

Ref. CT5 | HSSCo 10% | DIN 4964 | INDEX 1 NORM | TOL h12 | Irregular Trapezoid

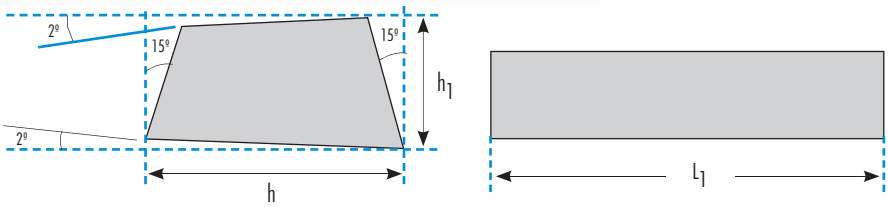

CT5

h x h1 x L1 mm	€
13 x 2,5 x 100	47,37
15 x 2,5 x 100	51,49
19 x 3,5 x 125	64,44

CARBIDE TIPPED LATHE TOOL BITS

LATHE MACHINE OPERATIONS DIAGRAM

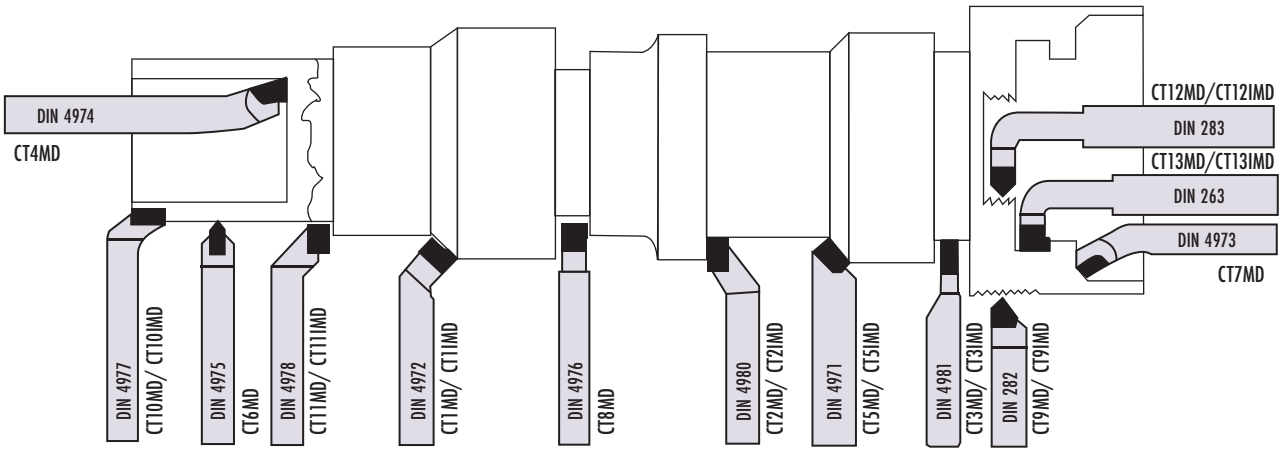

* Other sizes available on request.

APPLICATIONS

P20	Recommended for steel, molten steel, long chip malleable cast iron turning. Wear resistance.
K10	Recommended for grey cast iron, hard cast iron, hardened steel, short chip malleable cast iron, aluminium alloy with silicium, brass and copper turning.

QUALITIES

P20	K10
	

Ref. CT5MD
Ref. CT5IMD

DIN 4971 | **P-20** | **K-10** | **ISO 1**

FINISHING

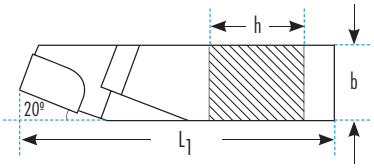

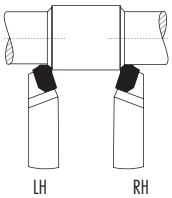

P20		K10			
RIGHT HAND	LEFT HAND	RIGHT HAND	LEFT HAND	h x b x L1 mm	€
CT5MD10x10x90P	CT5IMD10x10x90P	CT5MD10x10x90K	CT5IMD10x10x90K	10 x 10 x 90	**11,04**
CT5MD12x12x100P	CT5IMD12x12x100P	CT5MD12x12x100K	CT5IMD12x12x100K	12 x 12 x 100	**11,87**
CT5MD16x16x110P	CT5IMD16x16x110P	CT5MD16x16x110K	CT5IMD16x16x110K	16 x 16 x 110	**14,92**
CT5MD20x20x125P	CT5IMD20x20x125P	CT5MD20x20x125K	CT5IMD20x20x125K	20 x 20 x 125	**20,35**
CT5MD25x25x140P	CT5IMD25x25x140P	CT5MD25x25x140K	CT5IMD25x25x140K	25 x 25 x 140	**30,12**

CARBIDE TIPPED LATHE TOOL BITS

Ref. CT1MD
Ref. CT1IMD

DIN 4972 | **P-20** | **K-10** | **ISO 2**

TAPERING 45º

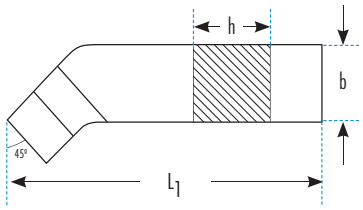

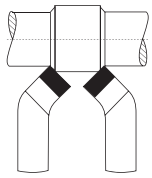

LH left hand — RH right hand

P20		K10			
RIGHT HAND	LEFT HAND	RIGHT HAND	LEFT HAND	h x b x L1 mm	€
CT1MD12x12x100P	CT1IMD12x12x100P	CT1MD12x12x100K	CT1IMD12x12x100K	12 x 12 x 100	13,18
CT1MD16x16x110P	CT1IMD16x16x110P	CT1MD16x16x110K	CT1IMD16x16x110K	16 x 16 x 110	16,42
CT1MD20x20x125P	CT1IMD20x20x125P	CT1MD20x20x125K	CT1IMD20x20x125K	20 x 20 x 125	20,86
CT1MD25x25x140P	CT1IMD25x25x140P	CT1MD25x25x140K	CT1IMD25x25x140K	25 x 25 x 140	29,51

Ref. CT7MD

DIN 4973 | **P-20** | **K-10** | **ISO 8**

REAMING

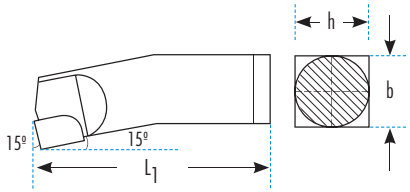

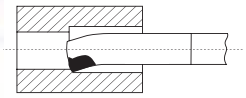

RH right hand

P20	K10		
RIGHT HAND	RIGHT HAND	h x b x L1 mm	€
CT7MD8x8x125P	CT7MD8x8x125K	8 x 8 x 125	15,78
CT7MD10x10x125P	CT7MD10x10x125K	10 x 10 x 125	16,26
CT7MD12x12x180P	CT7MD12x12x180K	12 x 12 x 180	16,73
CT7MD16x16x210P	CT7MD16x16x210K	16 x 16 x 210	18,76
CT7MD20x20x250P	CT7MD20x20x250K	20 x 20 x 250	24,37
CT7MD25x25x300P	CT7MD25x25x300K	25 x 25 x 300	38,38

Ref. CT4MD

DIN 4974 | **P-20** | **K-10** | **ISO 9**

REAMING

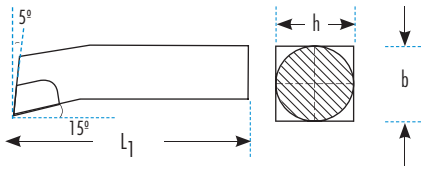

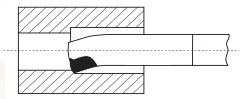

RH right hand

P20	K10		
RIGHT HAND	RIGHT HAND	h x b x L1 mm	€
CT4MD8x8x125P	CT4MD8x8x125K	8 x 8 x 125	16,26
CT4MD10x10x150P	CT4MD10x10x150K	10 x 10 x 150	16,06
CT4MD12x12x180P	CT4MD12x12x180K	12 x 12 x 180	17,03
CT4MD16x16x210P	CT4MD16x16x210K	16 x 16 x 210	20,28
CT4MD20x20x250P	CT4MD20x20x250K	20 x 20 x 250	25,63
CT4MD25x25x300P	CT4MD25x25x300K	25 x 25 x 300	38,93
CT4MD32x32x355P	CT4MD32x32x355K	32 x 32 x 355	68,53

CARBIDE TIPPED LATHE TOOL BITS

Ref. CT6MD | DIN 4975 | P-20 | K-10 | ISO 10 | FINISHING

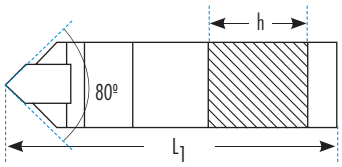

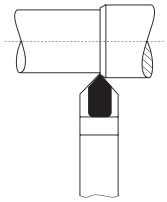

Straight

P20	K10		
STRAIGHT	STRAIGHT	h x b x L1 mm	€
CT6MD16x10x110P	CT6MD16x10x110K	16 x 10 x 110	12,16
CT6MD20x12x125P	CT6MD20x12x125K	20 x 12 x 125	14,08
CT6MD25x16x140P	CT6MD25x16x140K	25 x 16 x 140	17,94
CT6MD32x20x170P	CT6MD32x20x170K	32 x 20 x 170	40,32

Ref. CT8MD | DIN 4976 | P-20 | K-10 | ISO 4 | WIDTH GROOVING

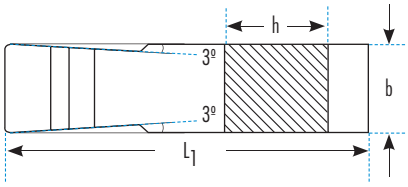

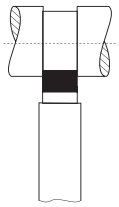

Straight

P20	K10		
STRAIGHT	STRAIGHT	h x b x L1 mm	€
CT8MD16x10x110P	CT8MD16x10x110K	16 x 10 x 110	14,60
CT8MD20x12x125P	CT8MD20x12x125K	20 x 12 x 125	16,02
CT8MD25x16x140P	CT8MD25x16x140K	25 x 16 x 140	22,58
CT8MD32x20x170P	CT8MD32x20x170K	32 x 20 x 170	33,30

Ref. CT10MD
Ref. CT10IMD | DIN 4977 | P-20 | K-10 | ISO 5 | FRONT CUTTING

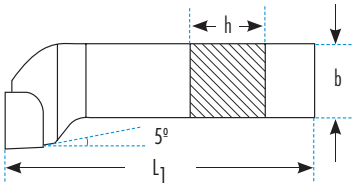

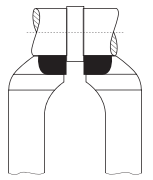

LH left hand RH right hand

P20		K10			
RIGHT HAND	LEFT HAND	RIGHT HAND	LEFT HAND	h x b x L1 mm	€
CT10MD10x10x90P	CT10IMD10x10x90P	CT10MD10x10x90K	CT10IMD10x10x90K	10 x 10 x 90	12,31
CT10MD12x12x100P	CT10IMD12x12x100P	CT10MD12x12x100K	CT10IMD12x12x100K	12 x 12 x 100	14,10
CT10MD16x16x110P	CT10IMD16x16x110P	CT10MD16x16x110K	CT10IMD16x16x110K	16 x 16 x 110	15,48
CT10MD20x20x125P	CT10IMD20x20x125P	CT10MD20x20x125K	CT10IMD20x20x125K	20 x 20 x 125	19,87
CT10MD25x25x140P	CT10IMD25x25x140P	CT10MD25x25x140K	CT10IMD25x25x140K	25 x 25 x 140	30,58

CARBIDE TIPPED LATHE TOOL BITS

Ref. CT11MD
Ref. CT11IMD

DIN 4978 | **P-20** | **K-10** | **ISO 3**

LATERAL CUTTING

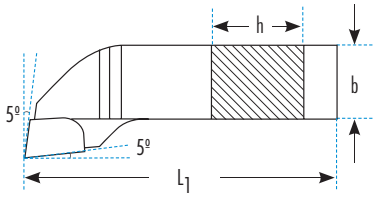

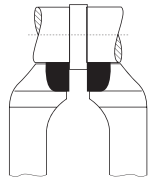

P20		K10			
RIGHT HAND	LEFT HAND	RIGHT HAND	LEFT HAND	h x b x L1 mm	€
CT11MD10x10x90P	CT11IMD10x10x90P	CT11MD10x10x90K	CT11IMD10x10x90K	10 x 10 x 90	13,50
CT11MD12x12x100P	CT11IMD12x12x100P	CT11MD12x12x100K	CT11IMD12x12x100K	12 x 12 x 100	15,90
CT11MD16x16x110P	CT11IMD16x16x110P	CT11MD16x16x110K	CT11IMD16x16x110K	16 x 16 x 110	17,68
CT11MD20x20x125P	CT11IMD20x20x125P	CT11MD20x20x125K	CT11IMD20x20x125K	20 x 20 x 125	26,21
CT11MD25x25x140P	CT11IMD25x25x140P	CT11MD25x25x140K	CT11IMD25x25x140K	25 x 25 x 140	43,30

Ref. CT2MD
Ref. CT2IMD

DIN 4980 | **P-20** | **K-10** | **ISO 6**

TURNING 90º

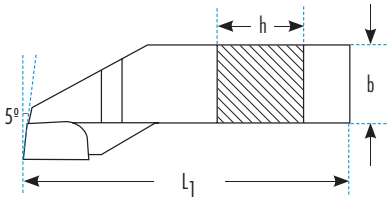

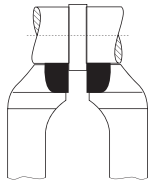

P20		K10			
RIGHT HAND	LEFT HAND	RIGHT HAND	LEFT HAND	h x b x L1 mm	€
CT2MD10x10x90P	CT2IMD10x10x90P	CT2MD10x10x90K	CT2IMD10x10x90K	10 x 10 x 90	11,94
CT2MD12x12x100P	CT2IMD12x12x100P	CT2MD12x12x100K	CT2IMD12x12x100K	12 x 12 x 100	13,22
CT2MD16x16x110P	CT2IMD16x16x110P	CT2MD16x16x110K	CT2IMD16x16x110K	16 x 16 x 110	16,06
CT2MD20x20x125P	CT2IMD20x20x125P	CT2MD20x20x125K	CT2IMD20x20x125K	20 x 20 x 125	21,36
CT2MD25x25x140P	CT2IMD25x25x140P	CT2MD25x25x140K	CT2IMD25x25x140K	25 x 25 x 140	31,10

Ref. CT3MD
Ref. CT3IMD

DIN 4981 | **P-20** | **K-10** | **ISO 7**

GROOVING / PARTING

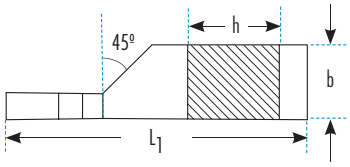

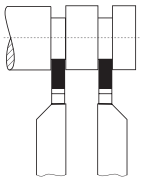

P20		K10			
RIGHT HAND	LEFT HAND	RIGHT HAND	LEFT HAND	h x b x L1 mm	€
CT3MD12x08x100P	CT3IMD12x08x100P	CT3MD12x08x100K	CT3IMD12x08x100K	12 x 8 x 100 x 3	12,36
CT3MD16x10x110P	CT3IMD16x10x110P	CT3MD16x10x110K	CT3IMD16x10x110K	16 x 10 x 110 x 4	13,50
CT3MD20x12x125P	CT3IMD20x12x125P	CT3MD20x12x125K	CT3IMD20x12x125K	20 x 12 x 125 x 5	15,61
CT3MD25x16x140P	CT3IMD25x16x140P	CT3MD25x16x140K	CT3IMD25x16x140K	25 x 16 x 140 x 6	20,70

CARBIDE TIPPED LATHE TOOL BITS

Ref. CT9MD
Ref. CT9IMD

DIN 282 | P-20 | K-10 | ISO 12

EXTERNAL THREAD CUTTING

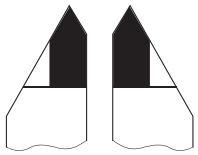

P20		K10			
RIGHT HAND	LEFT HAND	RIGHT HAND	LEFT HAND	h x b x L1 mm	€
CT9MD16x10x120P	CT9IMD16x10x120P	CT9MD16x10x120K	CT9IMD16x10x120K	16 x 10 x 120	15,47
CT9MD20x12x140P	CT9IMD20x12x140P	CT9MD20x12x140K	CT9IMD20x12x140K	20 x 12 x 140	18,12
CT9MD25x16x160P	CT9IMD25x16x160P	CT9MD25x16x160K	CT9IMD25x16x160K	25 x 16 x 160	23,60

Ref. CT12MD
Ref. CT12IMD

DIN 283 | P-20 | K-10 | ISO 13

THREAD INTERNAL CUTTING

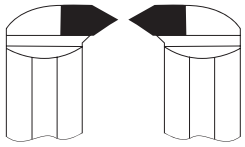

P20		K10			
RIGHT HAND	LEFT HAND	RIGHT HAND	LEFT HAND	h x b x L1 mm	€
CT12MD10x10x140P	CT12IMD10x10x140P	CT12MD10x10x140K	CT12IMD10x10x140K	10 x 10 x 140	25,31
CT12MD12x12x160P	CT12IMD12x12x160P	CT12MD12x12x160K	CT12IMD12x12x160K	12 x 12 x 160	25,75
CT12MD16x16x180P	CT12IMD16x16x180P	CT12MD16x16x180K	CT12IMD16x16x180K	16 x 16 x 180	33,84
CT12MD20x20x210P	CT12IMD20x20x210P	CT12MD20x20x210K	CT12IMD20x20x210K	20 x 20 x 210	40,19
CT12MD25x25x250P	CT12IMD25x25x250P	CT12MD25x25x250K	CT12IMD25x25x250K	25 x 25 x 250	56,98

Ref. CT13MD
Ref. CT13IMD

DIN 263 | P-20 | K-10 | ISO 11

GROOVING / PARTING

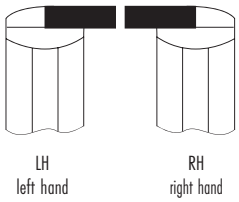

P20		K10			
RIGHT HAND	LEFT HAND	RIGHT HAND	LEFT HAND	h x b x L1 mm	€
CT13MD12x12x160P	CT13IMD12x12x160P	CT13MD12x12x160K	CT13IMD12x12x160K	12 x 12 x 160	26,53
CT13MD16x16x180P	CT13IMD16x16x180P	CT13MD16x16x180K	CT13IMD16x16x180K	16 x 16 x 180	33,17
CT13MD20x20x210P	CT13IMD20x20x210P	CT13MD20x20x210K	CT13IMD20x20x210K	20 x 20 x 210	41,88
CT13MD25x25x250P	CT13IMD25x25x250P	CT13MD25x25x250K	CT13IMD25x25x250K	25 x 25 x 250	52,62

BLUE-MASTER® by celesa

2026 PRICE LIST

GROSS PRICE 2025 + 7%

Effective from 4 May 2026

END MILLS

2 FLUTE END MILLS

2 Z | 30° N | WELDON | 34 HRc | INOX | Al | TOL D2 h6

Ref. FFAL 45° W

SHORT SERIES

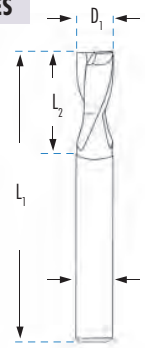

See DIN844 dimensions next pages

DIN 327				FF01	FF02	FF60	FT02	FF92	FP05	FT12	FP08	FT01	DIN 844	FFAL
MATERIAL				HSS	HSSCo 8%	HSSCo 8%	HSSCo 8%	HSSCo 8%	ASP 60	ASP 60	ASP 60	ASP 60		HSSCo 8%
COATING				BRIGHT	BRIGHT	TiAlN	TiAlSiN	BRIGHT	BRIGHT	TiAlSiN	BRIGHT	TiAlSiN		BRIGHT
QUALITY				★	★★	★★★	★★★★	★★	Premium Quality	Premium Quality	Premium Quality	Premium Quality		Al
				TOL e8	TOL e8	TOL e8	TOL e8	TOL h10	TOL e8	TOL e8	TOL h10	TOL h10		TOL e8
D_1 mm	L_1 mm	L_2 mm	D_2 mm	€	€	€	€	€	€	€	€	€		€
1,00	47	2,5	6						24,80	32,13	36,16	43,16		
2,00	48	4,0	6	11,27	14,28	23,42	27,31	29,07	20,92	28,56	31,92	39,24		17,27
2,50	49	5,0	6		14,28	23,42	27,31	30,92						17,62
3,00	49	5,0	6	11,27	14,28	23,42	27,31	29,21	20,92	28,56	31,92	39,24		17,23
3,50	50	6,0	6		15,51	24,63	28,69	30,92						18,28
4,00	51	7,0	6	11,06	14,28	23,43	27,32	29,21	19,02	27,30	31,92	39,24		17,74
4,50	52	8,0	6	11,06*	17,06	25,99	30,31	30,92						19,42
5,00	52	8,0	6	11,06	14,28	23,43	27,32	29,21	19,02	27,30	31,92	39,24		17,74
5,50	52	8,0	6		17,65	26,67	31,09	30,92						21,73
6,00	52	8,0	6	11,06	14,28	23,43	27,32	29,21	19,02	27,30	31,92	39,24		19,23
6,50	60	10,0	10	16,49*	23,10	33,42	38,96							28,42
7,00	60	10,0	10	16,49	22,41	32,71	38,14	35,20	28,70	37,75	42,23	55,85		25,84
7,50	61	11,0	10		22,20	32,49	37,89							30,30
8,00	61	11,0	10	13,42	18,46	28,89	33,71	31,35	24,93	37,01	42,23	55,85		23,39
8,50	61	11,0	10		24,94	36,14	42,14							31,94
9,00	61	11,0	10	17,15	22,80	34,16	39,82	36,04	30,69	40,77	42,23	57,53		28,95
9,50	63	13,0	10		24,40	35,36	41,22							
10,00	63	13,0	10	14,11	18,34	29,75	34,87	31,10	27,77	37,72	42,23	57,53		25,28
10,50	70	13,0	12		29,31	44,51	51,18							
11,00	70	13,0	12		27,83	40,73	47,50	43,92						34,91
12,00	73	16,0	12	18,44	24,56	37,29	43,48	41,45	35,43	48,68	57,51	73,11		31,71
13,00	73	16,0	12		35,82	50,22	58,56	54,77						45,19
14,00	73	16,0	12	26,23	35,82	50,22	58,56	54,77	43,19	59,70	64,99	80,90		44,36
15,00	73	16,0	12		40,05	56,89	66,35	58,91						48,72
16,00	79	19,0	16	27,38	35,45	52,21	60,89	59,84	54,07	70,76	75,99	94,40		47,47
17,00	79	19,0	16		48,12	66,66	77,74							66,05
18,00	79	19,0	16	35,87	48,12	66,73	77,82	72,88	68,47	84,40	96,32	145,50		59,29
19,00	79	19,0	16		60,13	80,81	94,26							79,97
20,00	88	22,0	16		62,94	85,99	100,27							
20,00	88	22,0	20	42,05	56,92	77,76	90,69	87,04	80,65	101,51	112,29	148,61		68,54
22,00	88	22,0	20	57,68	75,18	103,05	120,16	113,90	102,72	142,39	133,35	170,66		95,41
24,00	102	26,0	25	72,38	97,02	127,96	149,20	136,12						143,38
25,00	102	26,0	25	72,40	94,52	122,70	143,08	125,08	137,13	171,56	174,80*	215,98*		121,44
26,00	102	26,0	25		110,87	169,89	195,34							190,72
28,00	102	26,0	25	90,70	119,35	159,21	186,56							147,77
30,00	102	26,0	25	104,35	135,99	176,25	205,52	181,17						170,05
32,00	112	32,0	32	108,21	139,69	179,48	209,30							180,11
36,00	112	32,0	32	139,32	186,85	230,56	268,86							
40,00	130	38,0	32	169,38	229,44	285,06	332,43							

*Available until end of stock

2 FLUTE END MILLS

2 Z | 30° N | WELDON | 34 HRc | INOX | Al | TOL D_2 h6

Ref. FFLAL | 45° W

LONG SERIES

				FF06	FF67	FT06	FF15	FP21				FFLAL
DIN 327/L			MATERIAL	HSSCo 8%	HSSCo 8%	HSSCo 8%	HSSCo 8%	ASP 60	DIN 844/L			HSSCo 8%
			COATING	BRIGHT	TiAlN	TiAlSiN	BRIGHT	BRIGHT				BRIGHT
			QUALITY	★★	★★★	★★★★	★★	Premium Quality				Al
				TOL e8	TOL e8	TOL e8	TOL h10	TOL h10				TOL e8
D_1 mm	L_1 mm	L_2 mm	D_2 mm	€	€	€	€	€	L_1 mm	L_2 mm	D_2 mm	€
2,00	54	7	6	15,74*	24,82*	28,94*	31,96	37,49*	54	10	6	26,03
2,50	56	8	6	15,82*	24,82*	28,94*	32,00		56	12	6	
3,00	56	8	6	15,74	24,89	29,03	32,00	38,64*	56	12	6	26,16
3,50	59	10	6	17,88	29,56	34,50			59	15	6	
4,00	63	11	6	15,81	24,89	29,03	32,00	38,64	63	19	6	26,32
4,50	63	11	6	17,88	25,42	29,64			63	19	6	
5,00	68	13	6	15,81	24,89	29,03	33,88	40,90*	68	24	6	26,45
5,50	68	13	6	17,88	29,56	34,50			68	24	6	
6,00	68	13	6	15,81	24,89	29,03	30,62	36,95*	68	24	6	27,46
6,50	80	16	10	29,65	48,52	55,79			68	24	6	
7,00	80	16	10	26,10	36,44	42,50	38,62	46,18*	80	30	10	
7,50	88	19	10						80	30	10	
8,00	88	19	10	22,97	33,27	38,82	38,62	46,60*	88	38	10	37,52
8,50	88	19	10	35,16	47,85	55,80			88	38	10	
9,00	88	19	10	30,91	42,14	49,12	42,36		88	38	10	39,57
10,00	95	22	10	25,31	38,54	44,94	42,18	51,16*	95	45	10	37,52
11,00	102	22	12	39,90	53,83	62,76	56,18		102	45	12	52,58*
12,00	110	26	12	36,39	50,90	59,36	55,10	66,21*	110	53	12	48,54
13,00	110	26	12						110	53	12	
14,00	110	26	12	47,96	62,21	72,54	73,10	82,98	110	53	12	55,56
15,00	123	32	16						110	53	12	
16,00	123	32	16	54,97	76,77	89,54	83,20	99,03	123	63	16	67,82
17,00	123	32	16						123	63	16	
18,00	123	32	16	62,81	90,12	105,06	99,99	118,99	123	63	16	83,93
20,00	141	38	20	72,23	98,85	115,28	108,42	129,01	141	75	20	100,11
22,00	141	38	20	99,03	134,14	156,42	134,39	159,94	141	75	20	
24,00	166	45	25	150,70	170,66	196,22	180,78		166	90	25	
25,00	166	45	25	142,06	180,50	210,49	165,29	196,70	166	90	25	
26,00	166	45	25	188,64	200,96	231,06			166	90	25	
28,00	166	45	25	172,15	219,75	256,27			166	90	25	
30,00	166	45	25	191,37	236,56	275,85	246,22		166	90	25	
32,00	186	53	32	264,76	308,38	359,59	320,82		186	106	32	
36,00	186	53	32	299,54	350,63	408,87			186	106	32	
40,00	196	63	32	392,53	473,72	552,43			196	125	32	

3 FLUTE END MILLS

3 Z | 30° N | WELDON | 34 HRc | INOX | Al | TOL D2 h6

SHORT SERIES

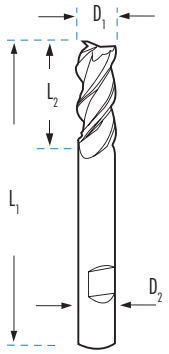

DIN 844				FF63	FF75	FT63	FF73	FF76	FT73	FP06	FT03
			MATERIAL	HSSCo 8%	HSSCo 8%	HSSCo 8%	HSSCo 8%	HSSCo 8%	HSSCo 8%	ASP 60	ASP 60
			COATING	BRIGHT	TiAlN	TiAlSiN	BRIGHT	TiAlN	TiAlSiN	BRIGHT	TiAlSiN
			QUALITY	★★	★★★	★★★★	★★	★★★	★★★★	Premium Quality	Premium Quality
			ROUGHING				NR	NR	NR		
				TOL k10	TOL k10	TOL k10	TOL k12	TOL k12	TOL k12	TOL e8	TOL e8
D_1 mm	L_1 mm	L_2 mm	D_2 mm	€	€	€	€	€		€	€
1,00	49	3	6							26,66	33,20
2,00	51	7	6	15,69	24,70	28,80				21,66	32,43
2,50	52	8	6	15,69	24,70	28,80					
3,00	52	8	6	15,65	24,70	28,80				21,66	32,43
3,50	55	11	6	16,17	25,16	29,49					
4,00	55	11	6	15,68	24,70	28,80				21,66	32,43
4,50	57	13	6	17,27	26,10	30,44					
5,00	57	13	6	15,68	24,81	28,94				21,66	32,43
5,50	57	13	6	21,32	33,96	39,59					
6,00	57	13	6	16,52	27,75	32,35	44,77	54,08	62,16	21,66	32,43
6,50	66	16	10	29,62	45,42	52,23					
7,00	66	16	10	23,08	33,35	39,05	52,96*	64,55	74,22	29,16	39,52
7,50	69	19	10	29,84*	45,90*	52,78*					
8,00	69	19	10	20,61	30,78	35,91	45,88	53,45	62,34	29,16	39,52
8,50	69	19	10	31,45	47,40	54,50					
9,00	69	19	10	25,74	36,92	43,05	54,45*	63,92*			
9,50	72	22	10		49,81*	57,26*					
10,00	72	22	10	22,33	33,42	38,96	46,17	56,82	66,24	30,91	40,88
11,00	79	22	12	35,46	52,74	60,64	66,62*	76,75*			
12,00	83	26	12	28,04	39,88	46,51	55,55	65,38	76,25	39,87	51,70
13,00	83	26	12	44,60	61,32	70,51		84,52*			
14,00	83	26	12	38,20	52,31	61,01	63,39	74,58	86,98	51,66	62,96
15,00	83	26	12	45,82	63,64	73,18	80,23	87,82	96,80		
16,00	92	32	16	41,94	58,38	68,08	76,84	92,66	108,09	60,76	72,48
17,00	92	32	16	68,64	90,13	103,62					
18,00	92	32	16	52,70	71,28	83,13	84,07	102,01	118,97	74,77	88,65
19,00	92	31	16	83,94	103,69	119,24					
20,00	104	38	20	60,51	80,34	93,70	102,58	120,00	139,93	88,92	106,13
22,00	104	38	20	96,46	121,31	139,48				118,70*	151,83*
25,00	121	45	25	126,03	160,61	184,68	155,38	177,56	207,06	149,01*	171,22*
28,00	121	45	25	146,40	179,60	206,49					
30,00	121	45	25	180,10	210,93	242,53	193,22	227,98	265,87		
32,00	133	53	32	183,31	227,65	261,75					

3 FLUTE END MILLS

3 Z | 30° N | WELDON | 34 HRc | INOX | Al | TOL D_1 k10 | TOL D_2 h6

LONG SERIES

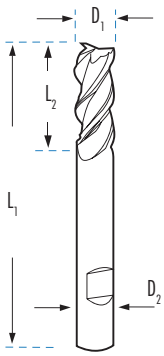

DIN 844/L				FF83	FF86	FT83
			MATERIAL	HSSCo 8%	HSSCo 8%	HSSCo 8%
			COATING	BRIGHT	TiAlN	TiAlSiN
			QUALITY	★★	★★★	★★★★
D_1 mm	L_1 mm	L_2 mm	D_2 mm	€	€	€
1,00	52	7	6			
2,00	54	10	6	21,15	30,97	36,11
2,50	56	12	6			
3,00	56	12	6	21,15	30,88	36,00
3,50	59	15	6	23,67	33,10	38,62
4,00	63	19	6	21,15	30,88	36,00
4,50	63	19	6	23,67	33,10	38,62
5,00	68	24	6	21,15	30,88	36,00
5,50	68	24	6	23,67	33,10	38,62
6,00	68	24	6	23,70	32,29	37,66
6,50	68	24	6			
7,00	80	30	10	32,10	43,23	50,42
7,50	80	30	10			
8,00	88	38	10	29,37	39,00	45,48
8,50	88	38	10			
9,00	88	38	10	35,73	46,26	53,96
9,50	88	38	10			
10,00	95	45	10	29,53	42,89	50,01
11,00	102	45	12	45,40*	58,41*	68,11*
12,00	110	53	12	37,56	52,28	60,98
13,00	110	53	12			
14,00	110	53	12	48,93	63,93	74,56
15,00	110	53	12			
16,00	123	63	16	55,13	77,05	89,87
17,00	123	63	16			
18,00	123	63	16	66,81	91,08	106,23
19,00	123	63	16			
20,00	141	75	20	78,43	104,22	121,52
22,00	141	75	20	98,91	134,39	156,72
25,00	166	90	25	144,15	177,54	207,04
28,00	166	90	25	160,48	212,60	247,94
30,00	166	90	25	178,67	227,09	264,83
32,00	186	106	32	212,59	255,77	298,27

MULTI-FLUTE END MILLS

4-6 Z | 30° N | WELDON | 34 HRc | INOX | Al | TOL D1 k10 | TOL D2 h6

SHORT SERIES

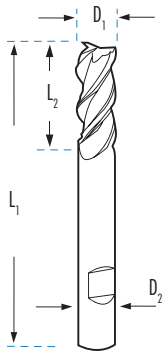

DIN 844					FF18	FF20	FT18	FP07	FT09
				MATERIAL	HSSCo 8%	HSSCo 8%	HSSCo 8%	ASP 60	ASP 60
				COATING	BRIGHT	TiAlN	TiAlSiN	BRIGHT	TiAlSiN
				QUALITY	★★	★★★	★★★★	Premium Quality	Premium Quality
D_1 mm	L_1 mm	L_2 mm	D_2 mm	Z	€	€	€	€	€
1,00	49	3	6	4				29,56	35,10
2,00	51	7	6	4	15,75	24,77	28,87	21,60	29,61
2,50	52	8	6	4	15,75	24,77	28,87		
3,00	52	8	6	4	15,75	24,77	28,87	21,60	29,61
3,50	55	11	6	4	16,21	25,23	29,43		
4,00	55	11	6	4	15,75	24,77	28,87	21,60	29,61
4,50	57	13	6	4	17,31	26,16	30,49		
5,00	57	13	6	4	15,75	24,77	28,87	21,60	29,61
5,50	57	13	6	4	25,17	33,96	39,59		
6,00	57	13	6	4	16,43	25,54	29,78	21,60	29,61
6,50	66	16	10	4	25,12	35,35	41,22		
7,00	66	16	10	4	23,08	33,36	38,90	29,36	42,24
7,50	69	16	10	4	29,74	39,71	46,31		
8,00	69	19	10	4	20,31	30,91	36,05	29,23	41,83
8,50	69	19	10	4	31,01	42,00	48,98		
9,00	69	19	10	4	25,63	36,96	43,11	34,54	45,62
9,50	69	19	10	4	32,81	43,69	50,94		
10,00	72	22	10	4	22,21	33,55	39,14	31,04	42,88
11,00	79	22	12	4	30,90	43,66	50,92		
12,00	83	26	12	4	28,04	38,78	45,23	41,00	56,77
13,00	83	26	12	4	39,55	53,94	62,91		
14,00	83	26	12	4	37,33	52,62	61,38	50,94	60,48
15,00	83	26	12	4	42,63	58,81	68,59		
16,00	92	32	16	4	41,60	58,67	68,39	59,71	71,62
17,00	92	32	16	4	51,83	70,24	81,91		
18,00	92	32	16	4	51,24	71,35	83,19	72,82	89,58
19,00	92	31	16	4	60,69	80,75	94,14		
20,00	104	38	20	4	59,99	80,75	94,14	85,64	116,37
22,00	104	38	20	4	83,27	111,91	130,52	112,84	137,25
24,00	121	45	25	5	104,69	131,88	153,80		
25,00	121	45	25	5	100,07	131,26	153,08	145,60	180,98
26,00	121	45	25	5	120,12*	159,34	188,50*		
28,00	121	45	25	5	119,11	159,69	192,61		
30,00	121	45	25	6	138,47	177,25	217,00		
32,00	133	53	32	6	141,97	181,33	222,00		
36,00	133	53	32	6	215,01	260,34	318,69		
40,00	155	63	32	6	258,48*	316,61	387,57*		

LONG SERIES

DIN 844/L					FF21	FF23	FT21	FP20
				MATERIAL	HSSCo 8%	HSSCo 8%	HSSCo 8%	ASP 60
				COATING	BRIGHT	TiAlN	TiAlSiN	BRIGHT
				QUALITY	★★	★★★	★★★★	Premium Quality
L_1 mm	L_2 mm	D_2 mm	Z		€	€	€	€
52	7	6	4					
54	10	6	4		19,22	28,13	32,80	30,69
56	12	6	4		19,12	28,13	32,80	
56	12	6	4		19,22	28,14	32,81	30,69
59	15	6	4		25,26	34,11	39,77	
63	19	6	4		19,22	28,14	32,81	30,69
63	19	6	4		25,26	34,11	39,77	
68	24	6	4		19,22	28,14	32,81	30,69
68	24	6	4		25,10	34,11	39,77	
68	24	6	4		19,22	28,14	32,81	30,69
68	24	6	4					
80	30	10	4		29,16	39,12	45,64	45,78
80	30	10	4					
88	38	10	4		26,49	35,26	41,11	45,78
88	38	10	4					
88	38	10	4		30,18	41,10	47,93	45,78*
88	38	10	4					
95	45	10	4		26,60	38,91	45,39	45,78
102	45	12	4		37,79	51,27	59,81	
110	53	12	4		34,81	48,70	56,82	66,38
110	53	12	4					
110	53	12	4		45,55	59,38	69,25	76,63
110	53	12	4					
123	63	16	4		49,80	69,87	81,48	94,95
123	63	16	4					
123	63	16	4		60,83	83,17	96,99	121,49
123	63	16	4					
141	75	20	4		71,24	96,08	112,03	148,98
141	75	20	5		98,79	126,62	147,67	167,11*
141	75	25	5					
166	90	25	5		130,98	161,71	188,56	242,75
166	90	25	5					
166	90	25	5		146,50	192,37	224,32	
166	90	25	6		165,37	211,32	246,45	
186	106	32	6		166,71	212,82	248,16	
186	106	32	6		238,96	286,89	334,55	
217	125	32	6		264,86	342,06	400,78	

*Available until end of stock

MULTI-FLUTE ROUGHING END MILLS

4-6 Z | 30° N | WELDON | 34 HRc | INOX | Al | TOL D_1 k12 | TOL D_2 h6

SHORT SERIES

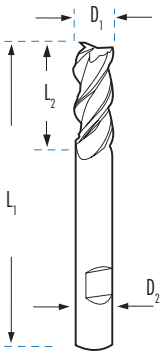

DIN 844					FF25	FF27	FT25
				MATERIAL	HSSCo 8%	HSSCo 8%	HSSCo 8%
				COATING	BRIGHT	TiAlN	TiAlSiN
				QUALITY	★★	★★★	★★★★
				ROUGHING	NR	NR	NR
D_1 mm	L_1 mm	L_2 mm	D_2 mm	Z	€	€	€
6,00	57	13	6	4	40,30	48,65	56,73
7,00	66	16	10	4	48,43	58,07	67,71
8,00	69	19	10	4	42,07	51,71	60,30
9,00	69	19	10	4	50,28	60,88	71,02
10,00	72	22	10	4	41,74	51,21	59,71
11,00	79	22	12	4	61,16	73,35	85,55
12,00	83	26	12	4	50,41	62,43	72,79
13,00	83	26	12	4	71,57	84,70	98,77
14,00	83	26	12	4	58,52	72,40	84,44
15,00	83	26	12	4	76,96	93,19	108,68
16,00	92	32	16	4	69,42	85,32	99,51
17,00	92	32	16	4	94,80	112,79	131,52
18,00	92	32	16	4	75,70	94,01	109,62
19,00	92	31	16	4	112,03	130,73	152,46
20,00	104	38	20	4	94,86	114,83	133,91
NO CENTER CUTTING					FF05	FF74	FT05
22,00	104	38	20	6	107,17	138,56	
24,00	121	45	25	6	134,99	164,31	183,36
25,00	121	45	25	6	133,72	163,36	182,30
26,00	121	45	25	6	154,86	199,90	223,06
28,00	121	45	25	6	168,93	217,48	242,68
30,00	121	45	25	6	181,47	238,05	265,63
32,00	133	53	32	6	205,59	256,03	285,69
36,00	133	53	32	6	243,66	295,03	329,23
40,00	155	63	32	6	273,93	341,64	381,24

LONG SERIES

DIN 844/L					FF29	FF31	FT29
				MATERIAL	HSSCo 8%	HSSCo 8%	HSSCo 8%
				COATING	BRIGHT	TiAlN	TiAlSiN
				QUALITY	★★	★★★	★★★★
				ROUGHING	NR	NR	NR
L_1 mm	L_2 mm	D_2 mm	Z		€	€	€
68	24	6	4		57,12	64,60	75,70
80	30	10	4		58,88*	73,81*	86,07*
88	38	10	4		59,07	68,31	79,65
88	38	10	4		64,77	74,84	87,27
95	45	10	4		51,45	63,62	74,19
102	45	12	4		84,20	96,48	112,53
110	53	12	4		63,55	76,89	89,67
110	53	12	4				
110	53	12	4		73,43	86,87	101,33
110	53	12	4				
123	63	16	4		85,96	105,42	122,93
123	63	16	4				
123	63	16	4		100,39	123,27	143,75
123	63	16	4				
141	75	20	4		122,18	145,32	169,46
					FF08	FF58	FT08
141	75	20	6		137,62	185,63	207,15
141	75	25	6				
166	90	25	6		173,79	219,91	245,40
166	90	25	6				
166	90	25	6		195,99	252,82	282,12
166	90	25	6		254,10	302,00	337,01
186	106	32	6		265,77	308,74	344,53
186	106	32	6		319,13	368,69	411,41
217	125	32	6		377,32	458,90	512,10

*Available until end of stock

NO CENTER CUTTING MULTI-FLUTE END MILLS

4-6 Z | 30° N | WELDON | 34 HRc | INOX | Al | TOL D1 k10 | TOL D2 h6



SHORT SERIES

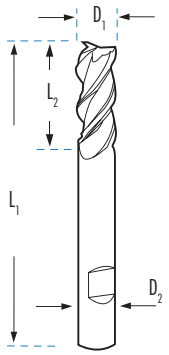

LONG SERIES

DIN 844					FF03	FF04	FF54	FT04
				MATERIAL	HSS	HSSCo 8%	HSSCo 8%	HSSCo 8%
				COATING	BRIGHT	BRIGHT	TiAlN	TiAlSiN
				QUALITY	★	★★	★★★	★★★★
D1 mm	L1 mm	L2 mm	D2 mm	Z	€	€	€	€
2,00	51	7	6	4	11,28	14,79	23,80	27,77
2,50	52	8	6	4	11,28	14,79*	23,80*	27,77*
3,00	52	8	6	4	11,28	14,79	23,80	27,77
3,50	55	11	6	4	11,64	15,25*	24,34*	28,36*
4,00	55	11	6	4	11,28	14,79	23,89	27,84
4,50	57	13	6	4	11,64		24,34	
5,00	57	13	6	4	11,28	14,79	23,89	27,84
5,50	57	13	6	4	17,53	23,00*	31,99*	37,29*
6,00	57	13	6	4	11,28	14,79	23,88	27,82
6,50	66	16	10	4	17,53*	23,00*	33,10*	38,62*
7,00	66	16	10	4	16,55	21,73	31,90	37,19
7,50	69	16	10	4	20,74	27,18*	37,08	43,24*
8,00	69	19	10	4	12,85	16,68	27,04	31,54
8,50	69	19	10	4	21,61			
9,00	69	19	10	4	17,31	22,68	33,88	39,51
9,50	72	22	10	4	23,46	29,99*	41,25	48,11*
10,00	72	22	10	4	15,70	20,58	31,92	37,21
11,00	79	22	12	4	21,64	28,39	41,17	48,02
12,00	83	26	12	4	18,67	24,56	37,04	43,19
13,00	83	26	12	4	27,83	36,65	50,46	58,83
14,00	83	26	12	4	26,33	34,46	48,54	56,60
15,00	83	26	12	4	30,01	39,33	55,90	65,18
16,00	92	32	16	4	29,29	38,36	54,98	64,11
17,00	92	32	16	4	36,08	47,49	65,74	76,66
18,00	92	32	16	4	36,04	47,29	65,74	76,66
19,00	92	31	16	4	42,68	55,64	75,42	87,97
20,00	104	38	20	4	42,24	55,64	75,42	87,97
22,00	104	38	20	4	58,65	77,22	104,40	121,75
24,00	121	45	25	5	72,84	95,96	122,72	143,11
25,00	121	45	25	5	72,60	95,96	122,72	143,11
26,00	121	45	25	5	91,06	119,96*	155,14*	180,91*
28,00	121	45	25	5	91,06	119,96	159,33	185,79
30,00	121	45	25	6	105,57	138,28	177,66	207,19
32,00	133	53	32	6	108,58	141,85	181,79	212,00
36,00	133	53	32	6	142,08	187,13	227,64	265,45
40,00	143	63	32	6	170,34	224,93	279,34	325,76

DIN 844/L					FF07	FF57	FT07
				MATERIAL	HSSCo 8%	HSSCo 8%	HSSCo 8%
				COATING	BRIGHT	TiAlN	TiAlSiN
				QUALITY	★★	★★★	★★★★
L1 mm	L2 mm	D2 mm	Z		€	€	€
54	10	6	4		18,49*	28,62*	33,53*
56	12	6	4		18,49*	26,27*	30,78*
56	12	6	4		18,49*	29,76*	34,88*
59	15	6	4		24,33*	35,72*	41,86*
63	19	6	4		18,49*	29,76*	34,88*
63	19	6	4		24,33*	35,72*	41,86*
68	24	6	4		18,49*	29,76*	34,88*
68	24	6	4		24,33*	35,72*	41,86*
68	24	6	4		18,49*	29,76*	34,88*
68	24	6	4				
80	30	10	4		27,99*	41,08*	48,13*
80	30	10	4				
88	38	10	4		25,69*	38,71*	45,33*
88	38	10	4				
88	38	10	4		29,06*	43,32*	50,76*
88	38	10	4				
95	45	10	4		25,55*	41,19*	48,28*
102	45	12	4		34,95*	51,98*	60,92*
110	53	12	4		32,46*	49,44*	57,93*
110	53	12	4				
110	53	12	4		42,43*	59,98*	70,28*
110	53	12	4				
123	63	16	4		46,37*	70,91*	83,09*
123	63	16	4				
123	63	16	4		56,64*	84,26*	98,72*
123	63	16	4				
141	75	20	4		66,33*	96,69*	113,29*
141	75	20	5		91,99*	127,09	148,92
141	75	25	5				
166	90	25	5		122,01*	162,72*	190,65*
166	90	25	5				
166	90	25	5		149,13*	200,38*	234,79*
166	90	25	6		170,68*	222,15*	260,27*
186	106	32	6		170,41*	223,71*	262,11*
186	106	32	6		243,05*	307,38*	360,16*
217	125	32	6		270,17*	413,11*	484,05*

*Available until end of stock

MULTI-FLUTE ROUGHING END MILLS

3-5 Z | 30° N | WELDON | 34 HRc | INOX | Al | TOL D1 k12 | TOL D2 h6

SHORT SERIES

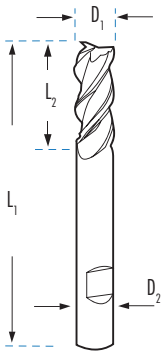

LONG SERIES

DIN 844					FP10	FT10	FP11	FT11
MATERIAL					ASP 60	ASP 60	ASP 60	ASP 60
COATING					BRIGHT	TiAlSiN	BRIGHT	TiAlSiN
ROUGHING					NF	NF	NR	NR
QUALITY					Premium Quality	Premium Quality	Premium Quality	Premium Quality
D1 mm	L1 mm	L2 mm	D2 mm	Z	€	€	€	€
2,00	51	7	6	3				
2,50	52	8	6	3				
3,00	52	8	6	3				
3,50	55	11	6	3				
4,00	55	11	6	3				
4,50	57	13	6	3				
5,00	57	13	6	3				
5,50	57	13	6	3				
6,00	57	13	6	3	50,47	57,92	46,77	53,78
6,50	66	16	10	3				
7,00	66	16	10	3	64,72	70,47	58,72 *	66,82 *
7,50	69	19	10	3				
8,00	69	19	10	3	55,74	64,93	51,11	59,04
8,50	69	19	10	3				
9,00	69	19	10	3	67,14	73,52	61,08 *	69,88 *
9,50	72	22	10	3				
10,00	72	22	10	4	53,15	63,00	48,18	59,83
11,00	79	22	12	4				
12,00	83	26	12	4	69,92	79,19	63,75	72,95
13,00	83	26	12	4				
14,00	83	26	12	4	84,91	96,53	76,98	87,54
15,00	83	26	12	4				
16,00	92	32	16	4	104,08	114,76	94,90	106,92
17,00	92	32	16	4				
18,00	92	32	16	4	114,28	124,79	102,97	116,95
19,00	92	31	16	4				
20,00	104	38	20	4	141,76	156,28	128,14	146,61
22,00	104	38	20	5	174,76	192,54	158,48	180,11
24,00	121	45	25	5				
25,00	121	45	25	5	207,16	230,18	187,91	213,19
26,00	121	45	25	5				
28,00	121	45	25	5				
30,00	121	45	25	5				
32,00	133	53	32	5				
36,00	133	53	32	5				
40,00	155	63	32	5				

DIN 844/L					FP15	FT15	FP13	FT13
MATERIAL					ASP 60	ASP 60	ASP 60	ASP 60
COATING					BRIGHT	TiAlSiN	BRIGHT	TiAlSiN
ROUGHING					NF	NF	NR	NR
QUALITY					Premium Quality	Premium Quality	Premium Quality	Premium Quality
L1 mm	L2 mm	D2 mm	Z		€	€	€	€
54	10	6	3					
56	12	6	3					
56	12	6	3					
59	15	6	3					
63	19	6	3					
63	19	6	3					
68	24	6	3					
68	24	6	3					
68	24	6	3		79,20	83,67	70,25	77,31
68	24	6	3					
80	30	10	3		89,53	101,93	81,31	94,95
80	30	10	3					
88	38	10	3		83,30	88,66	73,74	82,59*
88	38	10	3					
88	38	10	3		87,87*	100,56	81,31	95,56
88	38	10	3					
95	45	10	4		74,95	83,36	66,79	76,97
102	45	12	4					
110	53	12	4		94,98	103,76	83,89	94,98
110	53	12	4					
110	53	12	4		111,33	127,74	100,12	113,06
110	53	12	4					
123	63	16	4		133,17	146,28	118,82	134,97
123	63	16	4					
123	63	16	4		148,96	173,45	135,71*	154,63*
123	63	16	4					
141	75	20	4		193,63	212,40	171,55	197,49
141	75	20	5		295,83	316,13	259,04	286,78
141	75	25	5					
166	90	25	5		297,06	326,15	262,04	303,94
166	90	25	5					
166	90	25	5					
166	90	25	5					
186	106	32	5					
186	106	32	5					
217	125	32	5					

3 FLUTE END MILLS SHORT SERIES

3 Z | 30° N | WELDON | 34 HRc | INOX | Al | TOL D_1 e8 | TOL D_2 h6

SUPER-SHORT SERIES

					FF51
				MATERIAL COATING	HSSCo 8% BRIGHT
D_1 mm	L_1 mm	L_2 mm	D_2 mm	Z	€
1,00	34	2	6	3	15,06
1,50	34	3	6	3	15,06
2,00	35	4	6	3	15,03
2,50	36	5	6	3	15,03
3,00	36	5	6	3	15,03
3,50	37	6	6	3	15,03
4,00	38	7	6	3	15,03
4,50	38	7	6	3	15,03
5,00	39	8	6	3	15,03
5,50	39	8	6	3	15,03
6,00	39	8	6	3	15,03
6,50	42	10	8	3	20,66
7,00	42	10	8	3	20,66
7,50	42	10	8	3	20,66
8,00	43	11	8	3	20,66
8,50	48	11	10	3	23,68
9,00	48	11	10	3	23,68
9,50	48	11	10	3	23,68
10,00	50	13	10	3	23,68

EXTRA-SHORT SERIES

					FF53
				MATERIAL COATING	HSSCo 8% BRIGHT
D_1 mm	L_1 mm	L_2 mm	D_2 mm	Z	€
2,00	38	7	6	3	16,48
2,50	39	8	6	3	16,48
3,00	39	8	6	3	16,48
3,50	41	10	6	3	16,48
4,00	42	11	6	3	16,48
4,50	42	11	6	3	16,48
5,00	44	13	6	3	16,48
5,50	44	13	6	3	16,48
6,00	44	13	6	3	16,48
6,50	48	16	8	3	22,68
7,00	48	16	8	3	22,68
8,00	51	19	8	3	22,68
8,50	56	19	10	3	25,94
9,00	56	19	10	3	25,94
10,00	59	22	10	3	25,94

SOLID CARBIDE ROUTERS FOR COMPOSITE AND FIBER GLASS MATERIALS, PHENOLIC BOARDS, ETC

SOLID CARBIDE PHENOLIC




REV. AND FEED		
D_1 mm	RPM rev./min	FEED mm/min
1.50	60.000	3.000
2.00	50.000	2.500
3.00	32.000	1.600
5.00	20.000	1.200
6.00	16.000	1.000
6.35	14.000	1.000
8.00	9.000	700
10.00	7.000	550
12.00	6.000	450

				RFC		RFCTL		RF		RFTL		RFF		RFFTL	
D_1 mm	L_1 mm	L_2 mm	D_2 mm		€	TiAlN	€		€	TiAlN	€		€	TiAlN	€
1,50	38	5	3,00	RFC0150	**19,38**	RFC0150TL	**29,29**	RF0150	**18,37**	RF0150TL	**28,28**	RFF0150		RFF0150TL	
2,00	38	10	3,00	RFC0200	**19,38**	RFC0200TL	**29,29**	RF0200	**18,37**	RF0200TL	**28,28**	RFF0200		RFF0200TL	
3,00	38	12	3,00	RFC0300	**19,38**	RFC0300TL	**29,29**	RF0300	**18,37**	RF0300TL	**28,28**	RFF0300	**19,38**	RFF0300TL	**29,29**
5,00	50	16	5,00	RFC0500	**38,46**	RFC0500TL	**48,39**	RF0500	**34,93**	RF0500TL	**44,84**	RFF0500	**38,46**	RFF0500TL	**48,39**
6,00	63	25	6,00	RFC0600	**45,74**	RFC0600TL	**57,79**	RF0600	**41,46**	RF0600TL	**53,54**	RFF0600	**45,74**	RFF0600TL	**57,79**
6,35	75	30	6,35	RFC0635	**50,78**	RFC0635TL	**62,88**	RF0635	**46,49**	RF0635TL	**58,56**	RFF0635	**50,78**	RFF0635TL	**62,88**
8,00	63	25	8,00	RFC0800	**76,15**	RFC0800TL	**87,56**	RF0800	**69,13**	RF0800TL	**80,51**	RFF0800	**76,15**	RFF0800TL	**87,56**
10,00	63	25	10,00	RFC1000	**96,74**	RFC1000TL	**108,71**	RF1000	**87,97**	RF1000TL	**99,93**	RFF1000	**96,74**	RFF1000TL	**108,71**
12,00	75	25	12,00	RFC1200	**121,62**	RFC1200TL	**136,45**	RF1200	**110,60**	RF1200TL	**125,40**	RFF1200	**121,62**	RFF1200TL	**136,45**

NEW **SOLID CARBIDE** PHENOLIC

- Multi-cut geometry adapted to the machining of composite materials, in order to avoid delamination of carbon fiber and fiberglass. Valid for the transformation of Phenolic Panel.

REV. AND FEED		
D_1 mm	RPM rev./min	FEED mm/min
3,00	15.000	2.250
4,00	12.000	1.800
5,00	10.000	1.800
6,00	8.500	1.700
8,00	6.500	1.950
10,00	5.500	1.650
12,00	4.500	1.550

				FC11		FC12		FC13		FC14	
D_1 mm	L_1 mm	L_2 mm	D_2 mm	Right	€	Straight	€	Left	€	Ball	€
3,00	45	10	3,00	FC1133	**34,95**	FC1233	**34,95**	FC1333	**34,95**	FC1433	**36,47**
3,00	60	10	6,00	FC1136	**39,89**	FC1236	**39,89**	FC1336	**39,89**	FC1436	**39,89**
4,00	60	15	4,00	FC1144	**45,59**	FC1244	**45,59**	FC1344	**45,59**	FC1444	**49,01**
4,00	60	15	6,00	FC1146	**72,18**	FC1246	**72,18**	FC1346	**45,59**	FC1446	**73,70**
5,00	60	15	5,00	FC1155	**61,16**	FC1255	**61,16**	FC1355	**61,16**	FC1455	**61,16**
6,00	70	25	6,00	FC1166	**74,46**	FC1266	**74,46**	FC1366	**74,46**	FC1466	**70,28**
8,00	80	30	8,00	FC1188	**113,97**	FC1288	**113,97**	FC1388	**113,97**	FC1488	**122,32**
10,00	80	35	10,00	FC111010	**170,95**	FC121010	**170,95**	FC131010	**170,95**	FC141010	**170,95**
12,00	90	40	12,00	FC111212	**227,55**	FC121212	**227,55**	FC131212	**227,55**	FC141212	**235,53**

HSSCo SINGLE FLUTE END MILLS (FOR ALUMINIUM & PVC)

HSSCo | Al | PVC | TOL D1 k12 | TOL D2 h6

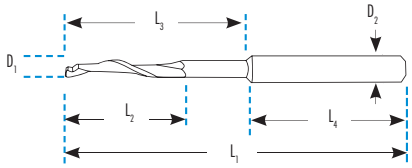

SHORT SERIES

	D1 mm	L1 mm	L2 mm	D2 mm	FF13 HSSCo €	FF13 TiN €
FF1381	1,0	60	10	8	46,49	65,48
FF1382	2,0	60	10	8	46,49	65,48
FF1383	3,0	60	10	8	17,71	25,84
FF1384	4,0	60	12	8	17,71	25,84
FF1385	5,0	60	13	8	17,71	25,84
FF1386	6,0	60	14	8	18,69	26,78
FF1387	7,0	60	14	8	21,61	30,39
FF1388	8,0	80	14	8	21,61	30,39
FF131010	10,0	80	15	10	23,97	31,49
FF131212	12,0	80	35	12	58,70	73,37
FF131414	14,0	100	40	12	70,79	88,49
FF131616	16,0	100	40	16	75,61	94,51
FF132020	20,0	100	40	20	85,71	107,14
FF1361	1,0	45	6	6	32,45	43,02
FF13615	1,5	45	6	6	32,45	43,02
FF1362	2,0	45	6	6	32,45	43,02
FF1363	3,0	60	12	6	16,81	23,57
FF1364	4,0	60	12	6	16,86	23,57
FF1365	5,0	60	12	6	16,86	23,57
FF1366	6,0	60	14	6	16,86	23,57

LONG SERIES

	D1 mm	L1 mm	L2 mm	L3 mm	D2 mm	FF14 HSSCo €	FF14 TiN €
FF1483	3	80	16	45	8	30,48	38,69
FF1484	4	80	16	45	8	26,20	34,35
FF1485	5	80	16	45	8	26,20	34,35
FF1486	6	90	16	45	8	26,20	34,35
FF1487	7	90	20	50	8	33,60	42,36
FF1488	8	100	30	70	8	30,38	39,05
FF1465	5	80	14	45	6	25,93	34,35
FF1466	6	80	14	45	6	25,95	34,35

EXTRA LONG SERIES

	D1 mm	L1 mm	L2 mm	L3 mm	D2 mm	L4 mm	FF14-E HSSCo €	FF14-E TiN €
FF1485-E	5	100	30	55	8	45	25,41	31,81
FF1485-EL	5	100	50	-	8	50	30,42	43,20

LACQUERED ALUMINIUM

	D1 mm	L1 mm	L2 mm	L3 mm	D2 mm	FF50 HSSCo €	FF50 TiN €
FF5084	4	80	16	35	8	23,57	32,16
FF5085	5	80	18	35	8	23,57	32,16

DRILLING IN METAL PROFILES

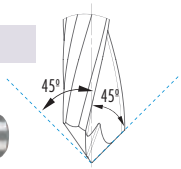

	D1 mm	L1 mm	L3 mm	D2 mm	FF14 HSSCo €	FF14 TiN €
FF14848040	4	80	40	8	61,22	70,40
FF148411040	4	110	40	8	81,49	93,72
FF14858040	5	80	40	8	59,92	68,91
FF148511040	5	110	40	8	83,18	95,66
FF14868040	6	80	40	8	50,29	57,84
FF148611040	6	110	40	8	83,18	95,66

SPECIAL SIZES

	D1 mm	L1 mm	L2 mm	L3 mm	D2 mm	FF14 Specials HSSCo €
FF148412020	4	120	20	-	8	28,42
FF14856018	5	60	18	-	8	23,43
FF14859025	5	90	25	-	8	30,57
FF148510025	5	100	25	-	8	28,41
FF148512014	5	120	14	-	8	28,41
FF14851001817	5	100	18	35	8	28,87
FF14851201461	5	120	14	75	8	38,87
FF14851201817	5	120	18	35	8	38,87
FF1486801421	6	80	14	35	8	32,20
FF14861001835	6	100	18	35	8	32,20
FF14861201461	6	120	14	75	8	46,58

	D1 mm	L1 mm	L2 mm	L3 mm	D2 mm	FF14 Specials HSSCo €
FF14861003045	6	100	30	45	8	39,07
FF14861006040	6	100	60	-	8	50,15
FF14888025	8	80	25	-	8	25,37
FF148810014	8	100	14	-	8	28,06
FF148812014	8	120	14	-	8	30,46
FF14881201476	8	120	14	90	8	36,76
FF14898014	9	80	14	-	8	29,42
FF148108014	10	80	14	-	8	31,32
FF1410101003040	10	100	30	70	10	38,23
FF1410101201481	10	120	14	95	10	40,72
FF14101012014	10	120	14	-	10	32,82
FF148128014	12	80	14	-	8	35,52

SOLID CARBIDE SINGLE FLUTE END MILLS (FOR ALUMINIUM & PVC)

SOLID CARBIDE | Al | PVC | TOL h10 | TOL D2 h6

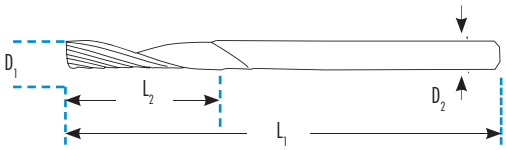

HELIX A - SHORT SERIES

Helix A	D1 mm	L1 mm	L2 mm	D2 mm	FMGA13 CARBIDE €
FMGA13305	0,5	39	1,5	3	54,01
FMGA1331	1,0	39	3,0	3	41,40
FMGA13315	1,5	39	4,0	3	37,26
FMGA1322	2,0	40	10,0	2	31,40
FMGA13325	2,5	40	12,0	3	31,40
FMGA1333	3,0	40	12,0	3	26,59
FMGA1336	3,0	64	12,0	6	46,52
FMGA1338	3,0	64	12,0	8	67,38
FMGA1344	4,0	50	16,0	4	29,23
FMGA1346	4,0	64	16,0	6	46,99
FMGA1348	4,0	64	16,0	8	78,41
FMGA135550	5,0	50	16,0	5	30,34
FMGA1355	5,0	64	16,0	5	33,24
FMGA1356	5,0	64	16,0	6	52,89
FMGA1358	5,0	64	16,0	8	80,18
FMGA136650	6,0	50	16,0	6	40,79
FMGA1366	6,0	64	20,0	6	44,94
FMGA1368	6,0	64	20,0	8	81,40
FMGA1378	7,0	64	20,0	8	91,26
FMGA138816	8,0	66	16,0	8	46,27
FMGA1388	8,0	76	38,0	8	61,36
FMGA13101015	10,0	76	15,0	10	72,36
FMGA131010	10,0	76	30,0	10	76,90

HELIX A - LONG SERIES

Helix A	D1 mm	L1 mm	L2 mm	D2 mm	FMGA13E CARBIDE €
FMGA133312E	3	70	12	3	30,75
FMGA133322E	3	70	22	3	32,05
FMGA133332E	3	70	32	3	34,11
FMGA134415E	4	70	15	4	39,99
FMGA134425E	4	70	25	4	42,36
FMGA134435E	4	70	35	4	45,25
FMGA135517E	5	80	17	5	52,36
FMGA1355E	5	80	38	5	58,59
FMGA136620E	6	85	20	6	58,36
FMGA1366E	6	85	40	6	64,71
FMGA138825E	8	90	25	8	78,36
FMGA1388E	8	90	38	8	83,18
FMGA1388EX	8	110	43	8	109,13
FMGA131010E	10	100	40	10	119,26
FMGA131010EL	10	120	60	10	154,59

HELIX A - WITH NECK

Helix A	D1 mm	L1 mm	L2 mm	D2 mm		FMGA13 CARBIDE €
FMGA13488016	4	8	80	16	29	69,95
FMGA13588016	5	8	80	16	29	69,95
FMGA13689016	6	8	90	16	29	69,95

CUTTING SPEED FOR SINGLE FLUTE END MILLS

	HSSCo		CARBIDE	
D1 mm	Aluminium (R.P.M.)	PVC (R.P.M.)	Aluminium (R.P.M.)	PVC (R.P.M.)
3,00	12000	12000	19000	19000
4,00	11000	11000	18000	18000
5,00	10000	10000	18000	18000
6,00	10000	10000	17000	17000
7,00	9000	9000	17000	17000
8,00	9000	9000	16000	16000
9,00	9000	9000	16000	16000
10,00	9000	9000	16000	16000

SOLID CARBIDE SINGLE FLUTE END MILLS (FOR ALUMINIUM & PVC)

SOLID CARBIDE	Al	PVC	TOL h10	TOL D2 h6

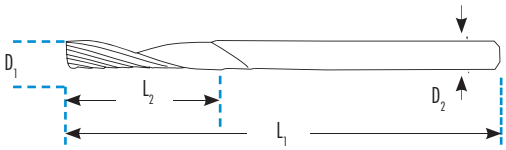

HELIX B

B	D1 mm	L1 mm	L2 mm	D2 mm	FMGA13HI CARBIDE €
FMGA1333HI	3	50	8	3	34,64
FMGA1344HI	4	64	12	4	34,64
FMGA1355HI	5	64	16	5	37,51
FMGA1366HI	6	64	20	6	56,63
FMGA1388HI	8	76	38	8	74,94
FMGA131010HI	10	76	35	10	91,60

HELIX C

C	D1 mm	L1 mm	L2 mm	D2 mm	FMGA13CO CARBIDE €
FMGA1366CO	6	64	25	6	137,28
FMGA1388CO	8	64	25	8	189,83
FMGA131010CO	10	76	35	10	223,12
FMGA131212CO	12	76	35	12	296,00

STRAIGHT FLUTE

R	D1 mm	L1 mm	L2 mm	D2 mm	FMGA13R CARBIDE €
FMGA1346R	4	64	16	6	50,76
FMGA1356R	5	64	20	6	50,76
FMGA1366R	6	64	25	6	59,10
FMGA1388R	8	64	25	8	87,42
FMGA131010R	10	88	35	10	114,42
FMGA131212R	12	88	35	12	165,14

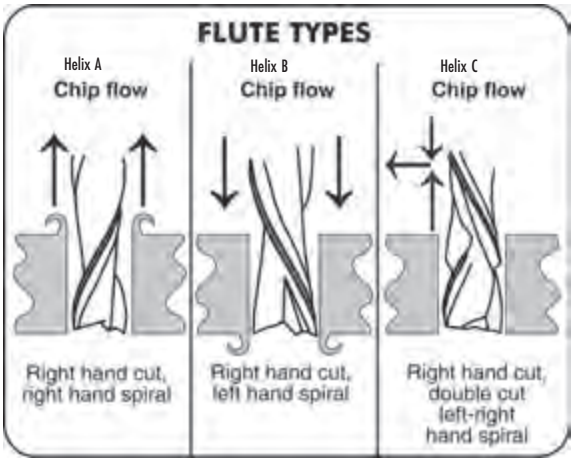

SOLID CARBIDE TYRE BURRS

SOLID CARBIDE

	D1 mm	L1 mm	L2 mm	D2 mm	RN €
RN0300	3,00	50	25	3	18,86
RN0600	6,00	80	50	6	45,51
RN0800	8,00	110	50	8	51,25
RN1000	10,00	110	60	10	80,43

SOLID CARBIDE ROUTERS, ROTOZIP TYPE ACCESSORIES

		D1 mm	L1 mm	L2 mm	D2 mm	RR €
RR0317	Tile	3,17	50	25	3,17	21,75*
RR0635	Tile	6,35	50	25	6,35	36,45*
RR0435	Drywall	6,35	52	32	6,35	45,61*
RR0247	Grout	2,47	38	14	3,17	15,98*

*Available until end of stock

T SLOT CUTTERS

Ref. FF17 | "T"SLOTS CUTTERS | DIN 851A

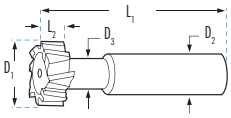

TOL D_1 d11 | TOL D_2 h6

FF17

$D_1 \times L_2$ mm	D_2 mm	D_3 mm	Z	L_1 mm	HSSCo €	TiAlN €
11,0x4,0	10	4	4	53,5	106,12	130,40
12,5x6,0	10	5	6	57,0	110,31	137,91
16,0x8,0	10	7	6	62,0	121,30	153,89
18,0x8,0	12	8	8	70,0	127,77	164,54
21,0x9,0	12	10	8	74,0	140,72	197,66
25,0x11,0	16	12	8	82,0	158,82	215,25
32,0x14,0	16	15	10	90,0	200,34	279,15
40,0x18,0	25	19	10	108,0	277,89	389,15
50,0x22,0	32	25	10	124,0	334,15	438,22
60,0x28,0	32	30	10	139,0	349,30	458,13
72,0x35,0	32	35	10	153,0	364,49	478,05

Ref. FF17C | "T"SLOTS CUTTERS | DIN 851B

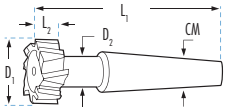

TOL D_2 h12

FF17C

$D_1 \times L_2$ mm	MT*	THREAD	D_2 mm	L_1 mm	HSSCo €	TiAlN €
18,0x8,0	1	M6	8	70	139,21	172,62
21,0x9,0	2	M10	10	74	152,85	189,53
25,0x11,0	2	M10	12	82	159,35	197,60
32,0x14,0	2	M10	16	90	212,52	263,53
40,0x18,0	3	M12	20	108	268,68	333,16
50,0x22,0	4	M16	25	124	354,87	440,02
60,0x28,0	4	M16	31	139	469,53	582,21
72,0x35,0	5	M20	36	153	637,31	790,25

MT*: Morse taper shank

CORNER RADIUS END MILLS

4 Z | HSSCo 8% | DIN 6518N | WELDON

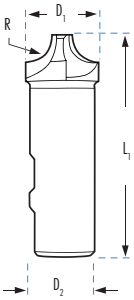

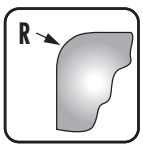

FF1/4R

	TOL H11 R	js 15 D_1 mm	TOL h6 D_2 mm	L_1 mm	€
FF1/4R1	1,0	8	10	60	74,32
FF1/4R1.50	1,5	9	10	60	71,88
FF1/4R2	2,0	10	10	60	60,48
FF1/4R2.50	2,5	11	10	60	69,58
FF1/4R3	3,0	12	12	60	69,32
FF1/4R3.50	3,5	13	12	60	90,28
FF1/4R4	4,0	14	12	60	76,98
FF1/4R4.50	4,5	15	12	60	102,90
FF1/4R5	5,0	16	12	60	86,26
FF1/4R5.50	5,5	19	16	67	102,90
FF1/4R6	6,0	20	16	67	86,41
FF1/4R6.50	6,5	21	16	71	130,97
FF1/4R7	7,0	22	16	71	118,09
FF1/4R7.50	7,5	23	16	71	142,56
FF1/4R8	8,0	24	16	71	118,09
FF1/4R8.50	8,5	25	25	85	174,63
FF1/4R9	9,0	26	25	85	153,91
FF1/4R9.50	9,5	27	25	85	183,53
FF1/4R10	10,0	28	25	85	153,91
FF1/4R10.50	10,5	31	25	90	213,82
FF1/4R11	11,0	32	25	90	205,48
FF1/4R12	12,0	34	25	90	169,30
FF1/4R12.50	12,5	41	25	100	219,87
FF1/4R13	13,0	42	25	100	272,54
FF1/4R14	14,0	44	25	100	282,80
FF1/4R15	15,0	46	25	100	352,06
FF1/4R16	16,0	48	25	100	323,59
FF1/4R18	18,0	52	32	112	417,39
FF1/4R20	20,0	56	32	112	468,92

WOODRUFF KEYSEAT CUTTERS

Ref. FF16 | WOODRUFF TYPE | DIN 850B | TOL D_1 h12 | TOL D_2 h6

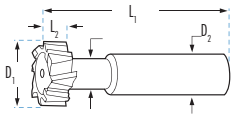

FF16

$D_1 \times L_2$ mm	D_2 mm	Z	L_1 mm	HSSCo €	TiAlN €
4,5x1,0	6	6	50	60,33	71,35
7,5x1,5	6	6	50	62,82	75,50
7,5x2,0	6	6	50	62,82	75,50
10,5x2,0	6	6	50	67,58	81,47
10,5x2,5	6	6	50	67,58	81,47
10,5x3,0	6	6	50	67,58	81,47
13,5x3,0	10	6	56	68,65	85,76
13,5x4,0	10	6	56	68,65	85,76
16,5x3,0	10	6	56	69,27	91,83
16,5x4,0	10	6	56	69,27	91,83
16,5x5,0	10	6	56	69,27	88,84
19,5x4,0	10	8	63	78,86	104,18
19,5x5,0	10	8	63	78,86	99,82
19,5x6,0	10	8	63	78,86	99,82
22,5x5,0	10	8	63	86,38	115,71
22,5x6,0	10	8	63	86,38	116,28
22,5x8,0	10	8	63	86,38	116,28
25,5x6,0	10	10	63	101,16	144,01
28,5x6,0	10	10	63	102,91	145,74
28,5x8,0	10	10	63	102,91	145,74
28,5x10,0	12	10	71	102,91	145,74
32,5x7,0	12	10	71	127,62	174,41
32,5x8,0	12	10	71	127,62	174,41
32,5x10,0	12	10	71	127,62	174,41
45,5x10,0	12	12	71	201,88	287,01

DOVETAIL AND INVERTED DOVETAIL MILLING CUTTERS

Ref. FF98
Ref. FF99

HSSCo | DIN 1833A | TOL D_1 js16 | TOL D_2 h6

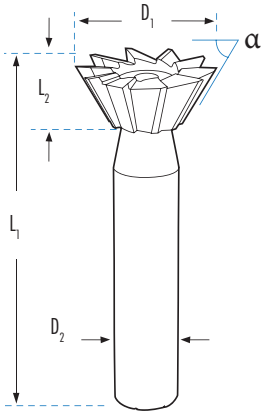

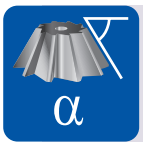

Ref. FF97
Ref. FF95

HSSCo | DIN 1833B | TOL D_1 js16 | TOL D_2 h6

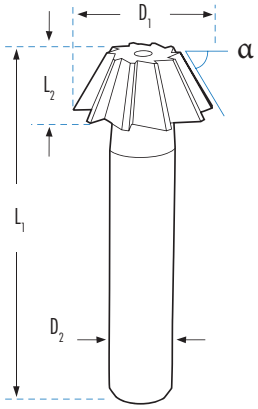

45°	D_1 mm	α	D_2 mm	L_1 mm	L_2 mm	Z	FF98 €
FF981600	16	45º	12	60	4,0	8	107,32
FF982000	20	45º	12	63	5,0	10	113,79
FF982500	25	45º	12	67	6,3	12	139,13
FF983200	32	45º	16	71	8,0	14	155,25

45°	D_1 mm	α	D_2 mm	L_1 mm	L_2 mm	Z	FF97 €
FF971600	16	45º	12	60	4,0	8	86,40
FF972000	20	45º	12	63	5,0	10	97,16
FF972500	25	45º	12	67	6,3	12	109,25
FF973200	32	45º	16	71	8,0	12	124,24

60°	D_1 mm	α	D_2 mm	L_1 mm	L_2 mm	Z	FF99 €
FF991600	16	60º	12	60	6,3	8	107,28
FF992000	20	60º	12	63	8,0	10	113,74
FF992500	25	60º	12	67	10,0	12	139,11
FF993200	32	60º	16	71	12,5	14	155,22

60°	D_1 mm	α	D_2 mm	L_1 mm	L_2 mm	Z	FF95 €
FF951600	16	60º	12	60	6,3	8	84,76
FF952000	20	60º	12	63	8,0	10	95,33
FF952500	25	60º	12	67	10,0	12	107,21
FF953200	32	60º	16	71	12,5	12	121,92

SPECIAL SIZES							FF99
FF991600-50	16	50º	12	60	5,0	8	120,47
FF992000-50	20	50º	12	63	6,3	10	128,42
FF992500-50	25	50º	12	67	8,0	12	158,67
FF991600-55	16	55º	12	60	5,6	8	120,47
FF992000-55	20	55º	12	63	7,1	10	128,42
FF992500-55	25	55º	12	67	9,0	12	158,67
FF991600-75	16	75º	12	60	8,0	8	120,47
FF992500-75	25	75º	12	67	10,0	12	158,67
FF991600-80	16	80º	12	60	8,0	8	120,47
FF992500-80	25	80º	12	67	10,0	12	158,67
FF991600-85	16	85º	12	60	8,0	8	120,47
FF992500-85	25	85º	12	67	10,0	12	158,67

SPECIAL SIZES							FF95
FF951600-50	16	50º	12	60	5,0	8	100,58
FF952000-50	20	50º	12	63	6,3	10	128,40
FF952500-50	25	50º	12	67	8,0	12	160,19
FF951600-55	16	55º	12	60	5,6	8	100,58
FF952000-55	20	55º	12	63	7,1	10	128,40
FF952500-55	25	55º	12	67	9,0	12	160,19
FF951600-75	16	75º	12	60	8,0	8	100,58
FF952500-75	25	75º	12	67	10,0	12	160,19

TAPER SHANK END MILLS

4-8 Z | 30° N | TAPER | INOX | Al | 2 Z

SHORT SERIES

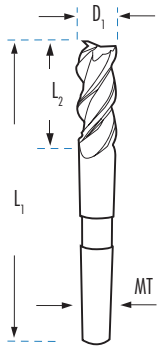

DIN 845B						FF09	FF35	FF39	FF10	FF46	FF48	DIN 326			FF55
					MATERIAL	HSSCo 8%	HSSCo 8%	HSSCo 8%	HSSCo 8%	HSSCo 8%	HSSCo 8%				HSSCo 8%
					COATING	BRIGHT	TiN	TiAlN	BRIGHT	TiN	TiAlN				BRIGHT
					QUALITY	★★	★★★	★★★	★★	★★★	★★★				
					ROUGHING				NR	NR	NR				
						TOL k10	TOL k10	TOL k10	TOL k12	TOL k12	TOL k12				TOL e8
D1 mm	L1 mm	L2 mm	Z	MT*	THREAD	€	€	€	€	€	€	L1 mm	L2 mm	Z	€
10,00	92	22	4	1	M6	56,26	78,12	80,45	83,46	104,26	107,30	83	13	2	70,74
12,00	111	26	4	2	M6	74,38	95,42	100,02	85,06	106,46	110,58	86	16	2	73,44
14,00	111	26	4	2	M10	82,41	104,49	110,53	96,64	118,96	124,74	101	16	2	76,20
15,00	111	26	4	2	M10	88,43	114,37	119,88	120,72	145,44	152,52				
16,00	117	32	4	2	M10	82,05	108,46	113,68	99,67	126,08	130,96	104	19	2	83,26
18,00	117	32	4	2	M10	87,15	113,20	118,64	109,39	135,01	141,60	104	19	2	87,28
20,00	123	38	4	2	M10	97,22	127,47	133,62	120,31	150,13	157,45	107	22	2	91,59
22,00	123	38	5	2	M10	109,95	138,68	146,70	132,44	161,34	169,17	107	22	2	107,87
24,00	147	45	6	3	M12	166,29	190,79	203,72	184,66	211,75	222,03	128	26	2	139,57
25,00	154	45	5	3	M12	150,09	184,60	195,34	184,71	219,32	229,98	128	26	2	146,69
26,00	147	45	6	3	M12	151,56	191,68	195,34	202,91	236,05	247,56	128	26	2	140,00 *
28,00	154	50	5	3	M12	151,56	191,68	195,34	202,97	236,05	247,56	128	26	2	170,03
30,00	154	50	6	3	M12	167,47	220,24	224,42	238,32	281,90	295,63	128	26	2	187,18
32,00	178	53	6	4	M16	219,99	282,60	287,99	282,59	348,71	365,65	157	32	2	206,10
36,00	178	53	6	4	M16	250,58	313,00	322,12	311,53	378,52	396,93	157	32	2	262,88
40,00	188	63	6	4	M16	301,89	375,65	386,56	435,20	512,28	537,18	163	38	2	302,96
45,00	188	63	6	4	M16	388,81	476,04	489,74	494,66	566,44	593,98	163	38	2	437,56
50,00	233	75	6	5	M20	468,40	550,10	565,96	524,60	617,64	647,64	203	45	2	549,69
56,00	233	75	8	5	M20	646,16	715,59	736,21	746,99	798,30	837,11				
63,00	241	90	8	5	M20	811,25	869,30	894,34	938,23	974,02	1.021,34				

*Available until end of stock

* Morse taper

TAPER SHANK END MILLS WITHOUT CENTER CUTTING

4-8 Z | 30° N | TAPER | INOX | Al

LONG SERIES

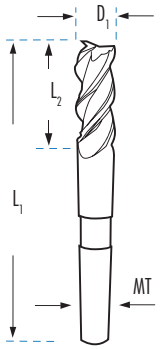

DIN 845B/L

	FF11	FF61	FF71	FF12	FF33	FF43
MATERIAL	HSSCo 8%	HSSCo 8%	HSSCo 8%	HSSCo 8%	HSSCo 8%	HSSCo 8%
COATING	BRIGHT	TiN	TiAlN	BRIGHT	TiN	TiAlN
QUALITY	★★	★★★	★★★	★★	★★★	★★★
ROUGHING				NR	NR	NR
	TOL k10	TOL k10	TOL k10	TOL k12	TOL k12	TOL k12

D1 mm	L1 mm	L2 mm	Z	MT*	THREAD	€	€	€	€	€	€
10,00	115	45	4	1	M6	102,20	124,56	128,78	149,16	170,45	176,24
12,00	138	53	4	2	M6	96,36	124,56	132,43	151,95	172,69	180,21
14,00	138	53	4	2	M10	101,40	135,31	141,20	191,45	211,93	221,18
15,00	138	53	4	2	M10	111,32	141,86	148,02	220,17	243,51	254,17
16,00	148	63	4	2	M10	110,19	138,30	144,33	159,24	185,93	194,05
18,00	148	63	4	2	M10	125,18	151,82	158,41	165,30	191,69	200,05
20,00	160	75	4	2	M10	138,89	169,83	177,22	189,62	219,95	229,53
22,00	160	75	5	2	M10	157,19	186,86	195,89	196,94	226,82	236,71
24,00	192	90	5	3	M12	213,80	241,99	254,89	267,39	295,91	310,80
25,00	184	80	5	3	M12	212,35	249,70	262,39	279,57	315,18	328,92
26,00	192	90	5	3	M12	235,19	269,61	283,32	290,52	325,53	339,74
28,00	192	90	5	3	M12	238,32	285,29	300,50	288,41	325,53	339,74
30,00	192	90	5	3	M12	274,72	320,34	336,60	343,97	389,90	406,93
32,00	229	100	6	4	M16	323,88	379,31	398,57	409,64	465,48	485,83
36,00	231	106	6	4	M16	370,86	425,34	446,92	469,20	523,72	546,58
40,00	250	125	6	4	M16	412,09	478,58	502,90	576,58	640,88	668,89
45,00	250	125	6	4	M16	555,41	636,33	670,29	735,43	809,86	845,25
50,00	268	110	6	5	M20	677,84	745,53	785,34	917,74	982,12	1.025,01
56,00	308	150	8	5	M20	713,33	778,39	821,29	1.069,44	1.125,43	1.185,59
63,00	338	180	8	5	M20	943,54	992,75	1.045,53	1.346,36	1.387,05	1.461,15

* Morse taper

CENTER CUTTING END MILLS IN PLASTIC BOXES

2 Z **DIN 327**

REFERENCE	PTF20	PTF60
QUANTITY	8	8
TYPE	Ref. FF02	Ref. FF60
QUALITY	HSSCo 8%	TiAlN
CONTENT Ø mm	6/2 8/2 10/2 12/2	6/2 8/2 10/2 12/2
PRICE €	152,15	241,25

4 Z **DIN 844**

REFERENCE	PTF24	PTF64
QUANTITY	8	8
TYPE	Ref. FF18	Ref. FF20
QUALITY	HSSCo 8%	TiAlN
CONTENT Ø mm	6/2 8/2 10/2 12/2	6/2 8/2 10/2 12/2
PRICE €	168,46	255,58

2 Z **DIN 327**

REFERENCE	PTF21	PTF61
QUANTITY	6	6
TYPE	Ref. FF02	Ref. FF60
QUALITY	HSSCo 8%	TiAlN
CONTENT Ø mm	6-8-10-12-16-20	6-8-10-12-16-20
PRICE €	164,66	250,50

4 Z **DIN 844**

REFERENCE	PTF25	PTF65
QUANTITY	6	6
TYPE	Ref. FF18	Ref. FF20
QUALITY	HSSCo 8%	TiAlN
CONTENT Ø mm	6-8-10-12-16-20	6-8-10-12-16-20
PRICE €	183,88	265,21

2 Z **DIN 327**

REFERENCE	PTF22	PTF62
QUANTITY	6	6
TYPE	Ref. FF18	Ref. FF20
QUALITY	HSSCo 8%	TiAlN
CONTENT Ø mm	4-5-6-8-10-12	4-5-6-8-10-12
PRICE €	104,34	167,80

4 Z **DIN 844**

REFERENCE	PTF26	PTF66
QUANTITY	6	6
TYPE	Ref. FF18	Ref. FF20
QUALITY	HSSCo 8%	TiAlN
CONTENT Ø mm	4-5-6-8-10-12	4-5-6-8-10-12
PRICE €	115,54	178,15

CENTER CUTTING END MILLS IN METAL BOXES

2 Z DIN 327

REFERENCE	FF010787	FF020787	FT020787	FF600787
QUANTITY	6	6	6	6
TYPE	Ref. FF01	Ref. FF02	Ref. FT02	Ref. FF60
QUALITY	HSS	HSSCo 8%	TiAlSiN	TiAlN
CONTENT Ø mm	4 - 5 - 6 - 8 - 10 - 12	4 - 5 - 6 - 8 - 10 - 12	4 - 5 - 6 - 8 - 10 - 12	4 - 5 - 6 - 8 - 10 -12
PRICE €	96,58	127,73	148,94	191,18

REFERENCE	FF010447	FF020447	FT020447	FF600447
QUANTITY	6	6	6	6
TYPE	Ref. FF01	Ref. FF02	Ref. FT02	Ref. FF60
QUALITY	HSS	HSSCo 8%	TiAlSiN	TiAlN
CONTENT Ø mm	6 - 8 - 10 - 12 - 16 - 20	6 - 8 - 10 - 12 - 16 - 20	6 - 8 - 10 - 12 - 16 - 20	6 - 8 - 10 - 12 - 16 - 20
PRICE €	144,47	191,59	223,42	277,40

END MILLS IN METAL BOXES

4 Z DIN 844

REFERENCE	FF030787	FF040787	FT040787	FF540787
QUANTITY	6	6	6	6
TYPE	Ref. FF03	Ref. FF04	Ref. FT04	Ref. FF54
QUALITY	HSS	HSSCo 8%	TiAlSiN	TiAlN
CONTENT Ø mm	4 - 5 - 6 - 8 - 10 - 12	4 - 5 - 6 - 8 - 10 - 12	4 - 5 - 6 - 8 - 10 - 12	4 - 5 - 6 - 8 - 10 - 12
PRICE €	94,99	125,28	146,78	191,17

REFERENCE	FF030847	FF040847	FT040847	FF540847
QUANTITY	6	6	6	6
TYPE	Ref. FF03	Ref. FF04	Ref. FT04	Ref. FF54
QUALITY	HSS	HSSCo 8%	TiAlSiN	TiAlN
CONTENT Ø mm	6 - 8 - 10 - 12 - 16 - 20	6 - 8 - 10 - 12 - 16 - 20	6 - 8 - 10 - 12 - 16 - 20	6 - 8 - 10 - 12 - 16 - 20
PRICE €	141,94	190,43	223,14	274,33

REFERENCE	FF250847	FT250847	FF270847
QUANTITY	6	6	6
TYPE	Ref. FF25	Ref. FT25	Ref. FF27
QUALITY	HSSCo 8%	TiAlSiN	TiAlN
CONTENT Ø mm	6 - 8 - 10 - 12 - 16 - 20	6 - 8 - 10 - 12 - 16 - 20	6 - 8 - 10 - 12 - 16 - 20
PRICE €	354,47	413,37	426,37

4 Z DIN 844 NR

END MILLS IN METAL BOXES

4 Z | DIN 844

REFERENCE	FF180787	FT180787	FF200787
QUANTITY	6	6	6
TYPE	Ref. FF18	Ref. FT18	Ref. FF20
QUALITY	HSSCo 8%	TiAlSiN	TiAlN
CONTENT Ø mm	4 - 5 - 6 - 8 - 10 -12	4 - 5 - 6 - 8 - 10 -12	4 - 5 - 6 - 8 - 10 -12
PRICE €	133,38	155,54	201,52

Ref. FF180787

REFERENCE	FF180847	FT180847	FF200847
QUANTITY	6	6	6
TYPE	Ref. FF18	Ref. FT18	Ref. FF20
QUALITY	HSSCo 8%	TiAlSiN	TiAlN
CONTENT Ø mm	6 - 8 - 10 - 12 - 16 -20	6 - 8 - 10 - 12 - 16 -20	6 - 8 - 10 - 12 - 16 -20
PRICE €	208,51	243,17	289,32

Ref. FF180847

163 END MILLS DISPLAY Ref. MF-01 **MF-01**

Content: 163 End mills

Ref. FF13	1 Z		HSSCo	Al	SHORT SERIES		Ø	5 x 8	Shank	6 x 8	Shank						
							Quantity	5		5							
Ref. FF14	1 Z		HSSCo	Al	LONG SERIES		Ø	5 x 8	Shank	6 x 8	Shank						
							Quantity	5		5							
Ref. FF02	2 Z		HSSCo	DIN 327N	30° N		Ø	2	3	4	5	6	7	8	9	10	12	14	16
							Quantity	5	5	5	5	5	5	5	5	5	5	5	3
Ref. FF18	4 Z		HSSCo	DIN 844N	30° N		Ø	2	3	4	5	6	7	8	9	10	12	14	16
							Quantity	5	5	5	5	5	5	5	5	5	5	5	3
Ref. FF25	4 Z		HSSCo	DIN 844N	30° N	NR	Ø	6	7	8	9	10	11	12	14	16			
							Quantity.	3	3	3	3	3	3	3	3	3			

PRICE: **4.311,24 €**

Dimensions: width 245 x depth 210 x height 350 mm
NOTE: Special compositions on request

CUTTING CONDITIONS FOR HSSCO 8% END MILLS

			DIAMETER Ø (mm)												
			2	4	6	8	10	12	18	22	26	30	32	36	40
SOFT STEEL 70 kg/mm²	V/C 39	RPM	6207	3104	2069	1552	1241	1035	690	564	477	414	388	345	310
FEED (mm/min)	Flutes No	2	50	56	74	84	82	81	80	81	76	68	68	62	60
		3	74	84	112	126	123	121	120	122	115	102	102	93	89
		4	99	112	149	168	164	161	160	163	153	136	137	124	119
TREATED STEEL 120 kg/mm²	V/C 20	RPM	3183	1592	1061	796	637	531	354	289	245	212	199	177	159
FEED (mm/min)	Flutes No	2	25	29	38	43	42	41	41	42	39	35	35	32	31
		3	38	43	57	64	63	62	62	63	59	52	53	48	46
		4	51	57	76	86	84	83	82	83	78	70	70	64	61
STAINLESS STEEL	V/C 15	RPM	2387	1194	796	597	477	398	265	217	184	159	149	133	119
FEED (mm/min)	Flutes No	2	19	21	29	32	32	31	31	31	29	26	26	24	23
		3	29	32	43	48	47	47	46	47	44	39	39	36	34
		4	38	43	57	64	63	62	62	63	59	52	53	48	46
ALUMINIUM	V/C 230	RPM	36606	18303	12202	9151	7321	6101	4067	3328	2816	2440	2288	2034	1830
FEED (mm/min)	Flutes No	2	293	329	439	494	483	476	472	479	451	400	403	366	351
		3	439	494	659	741	725	714	708	719	676	600	604	549	527
		4	586	659	879	988	966	952	944	958	901	800	805	732	703
TITANIUM	V/C 12	RPM	1910	955	637	477	382	318	212	174	147	127	119	106	95
FEED (mm/min)	Flutes No	2	15	17	23	26	25	25	25	25	24	21	21	19	18
		3	23	26	34	39	38	37	37	38	35	31	32	29	28
		4	31	34	46	52	50	50	49	50	47	42	42	38	37

* In the case of the coated mills the board parameters must be multiplied by 1.3 and for the ASP 60 by 1.8

* V/C: Cutting speed (m/min)

MILLING DEPTH ACCORDING TO TYPE OF MILLING

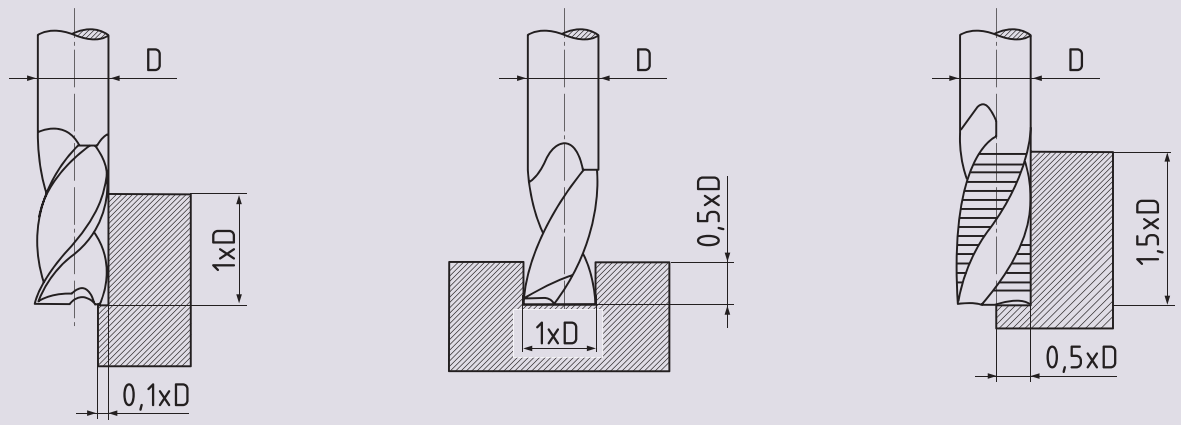

LATERAL MILLING

GROOVING

ROUGH MILLING

BLUE-MASTER® by celesa

2026 PRICE LIST

GROSS PRICE 2025 + 7%

Effective from 4 May 2026

SOLID CARBIDE END MILLS

GENERAL PURPOSE SOLID CARBIDE END MILLS SHORT

GENERAL PURPOSE | SOLID CARBIDE | 30° N | STRAIGHT | 2 Z | 3 Z

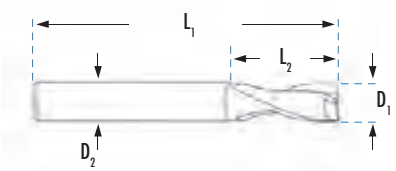

SHORT SERIES

FMD2 FMD63

44 HRc

				FMD2			FMD2TL			FMD63			FMD63TL
MATERIAL				CARBIDE			CARBIDE			CARBIDE			CARBIDE
COATING				BRIGHT			TiAlN			BRIGHT			TiAlN
QUALITY				★★			★★★			★★			★★★
				2Z			2Z			3Z			3Z
D1 mm	L1 mm	L2 mm	D2 mm		€			€			€			€
1,00	38	3	3	FMD20100	18,26	FMD20100TIALN	24,21	FMD630100	18,26	FMD630100TIALN	24,21
1,00	50	3	4	FMD20100X50	19,56	FMD20100X50TIALN	26,71	FMD630100X50	19,56	FMD630100X50TIALN	26,71
1,50	38	4	3	FMD20150	18,26	FMD20150TIALN	24,21	FMD630150	18,26	FMD630150TIALN	24,21
1,50	50	4	4	FMD20150X50	19,56	FMD20150X50TIALN	26,71	FMD630150X50	19,56	FMD630150X50TIALN	26,71
2,00	38	6	3	FMD20200	18,26	FMD20200TIALN	24,21	FMD630200	18,26	FMD630200TIALN	24,21
2,00	50	6	4	FMD20200X50	19,56	FMD20200X50TIALN	26,71	FMD630200X50	19,56	FMD630200X50TIALN	26,71
2,50	38	8	3	FMD20250	18,26	FMD20250TIALN	24,21	FMD630250	18,26	FMD630250TIALN	24,21
2,50	50	8	4	FMD20250X50	19,56	FMD20250X50TIALN	26,71	FMD630250X50	19,56	FMD630250X50TIALN	26,71
3,00	38	8	3	FMD20300	17,52	FMD20300TIALN	23,47	FMD630300	17,52	FMD630300TIALN	23,47
3,00	50	8	4	FMD20300X5004	19,26	FMD20300X5004TIALN	27,61	FMD630300X5004	19,26	FMD630300X5004TIALN	27,61
3,00	50	8	6	FMD20300X5006	20,68	FMD20300X5006TIALN	28,86	FMD630300X5006	20,68	FMD630300X5006TIALN	28,86
3,50	50	11	4	FMD20350	20,48	FMD20350TIALN	26,43	FMD630350	20,48	FMD630350TIALN	26,43
4,00	50	11	4	FMD20400	17,41	FMD20400TIALN	23,36	FMD630400	17,41	FMD630400TIALN	23,36
4,00	50	11	6	FMD20400X5006	21,21	FMD20400X5006TIALN	28,96	FMD630400X5006	21,21	FMD630400X5006TIALN	28,96
4,50	50	11	6	FMD20450	22,43	FMD20450TIALN	28,38	FMD630450	22,43	FMD630450TIALN	28,38
5,00	50	13	5	FMD20500	19,77	FMD20500TIALN	25,72	FMD630500	19,77	FMD630500TIALN	25,72
5,00	50	13	6	FMD20500X5006	21,96	FMD20500X5006TIALN	29,15	FMD630500X5006	21,96	FMD630500X5006TIALN	29,15
5,50	50	16	6	FMD20550	21,63	FMD20550TIALN	29,18	FMD630550	21,63	FMD630550TIALN	29,18
6,00	50	16	6	FMD20600	21,63	FMD20600TIALN	27,58	FMD630600	21,63	FMD630600TIALN	27,58
6,00	58	22	6	FMD20600X58	23,25	FMD20600X58TIALN	29,36	FMD630600X58	23,25	FMD630600X58TIALN	29,36
6,35	60	19	8	FMD20635	25,25	FMD20635TIALN	31,25	FMD630635	25,25	FMD630635TIALN	31,25
6,50	60	19	8	FMD20650	28,36	FMD20650TIALN	35,65	FMD630650	28,36	FMD630650TIALN	35,65
7,00	60	19	8	FMD20700	35,39	FMD20700TIALN	42,54	FMD630700	35,39	FMD630700TIALN	42,54
7,50	60	19	8	FMD20750	35,39	FMD20750TIALN	42,54	FMD630750	35,39	FMD630750TIALN	42,54
8,00	60	19	8	FMD20800	32,16	FMD20800TIALN	39,30	FMD630800	32,16	FMD630800TIALN	39,30
8,50	72	22	10	FMD20850	37,37	FMD20850TIALN	44,36	FMD630850	37,37	FMD630850TIALN	44,36
9,00	72	22	10	FMD20900	38,63	FMD20900TIALN	45,36	FMD630900	38,63	FMD630900TIALN	45,36
9,50	72	22	10	FMD20950	51,11	FMD20950TIALN	61,21	FMD630950	51,11	FMD630950TIALN	61,21
10,00	72	22	10	FMD21000	48,30	FMD21000TIALN	56,63	FMD631000	48,30	FMD631000TIALN	56,63
10,00	80	32	10	FMD21000X80	52,36	FMD21000X80TIALN	60,12	FMD631000X80	52,36	FMD631000X80TIALN	60,12
10,50	75	26	12	FMD21050	52,36	FMD21050TIALN	61,11	FMD631050	52,36	FMD631050TIALN	61,11
11,00	75	26	12	FMD21100	70,67	FMD21100TIALN	80,19	FMD631100	70,67	FMD631100TIALN	80,19
12,00	75	26	12	FMD21200	61,59	FMD21200TIALN	71,10	FMD631200	61,59	FMD631200TIALN	71,10
12,50	84	30	14	FMD21250	62,63	FMD21250TIALN	71,11	FMD631250	62,63	FMD631250TIALN	71,11
13,00	84	30	14	FMD21300	63,36	FMD21300TIALN	71,25	FMD631300	63,36	FMD631300TIALN	71,25
14,00	84	30	14	FMD21400	94,63	FMD21400TIALN	106,54	FMD631400	94,63	FMD631400TIALN	106,54
14,00	100	50	14	FMD21400X100	105,36	FMD21400X100TIALN	118,36	FMD631400X100	105,36	FMD631400X100TIALN	118,36
15,00	92	32	16	FMD21500	108,25	FMD21500TIALN	121,25	FMD631500	108,25	FMD631500TIALN	121,25
16,00	92	32	16	FMD21600	122,26	FMD21600TIALN	135,36	FMD631600	122,26	FMD631600TIALN	135,36
16,00	100	50	16	FMD21600X100	131,36	FMD21600X100TIALN	145,36	FMD631600X100	131,36	FMD631600X100TIALN	145,36
17,00	100	38	18	FMD21700	124,36	FMD21700TIALN	138,96	FMD631700	124,36	FMD631700TIALN	138,96
18,00	100	38	18	FMD21800	179,14	FMD21800TIALN	197,00	FMD631800	179,14	FMD631800TIALN	197,00
18,00	100	50	18	FMD21800X10050	196,36	FMD21800X10050TIALN	216,36	FMD631800X10050	196,36	FMD631800X10050TIALN	216,36
19,00	100	38	20	FMD21900	201,36	FMD21900TIALN	221,36	FMD631900	201,36	FMD631900TIALN	221,36
20,00	100	38	20	FMD22000	203,76	FMD22000TIALN	226,38	FMD632000	203,76	FMD632000TIALN	226,38
20,00	100	50	20	FMD22000X10050	215,36	FMD22000X10050TIALN	238,36	FMD632000X10050	215,36	FMD632000X10050TIALN	238,36
22,00	100	38	22	FMD22200	289,36	FMD22200TIALN	325,36	FMD632200	289,36	FMD632200TIALN	325,36
25,00	100	45	25	FMD22500	353,57	FMD22500TIALN	388,10	FMD632500	353,57	FMD632500TIALN	388,10
25,00	110	55	25	FMD22500X110	389,36	FMD22500X110TIALN	436,36	FMD632500X110	389,36	FMD632500X110TIALN	436,36

GENERAL PURPOSE SOLID CARBIDE END MILLS SHORT

GENERAL PURPOSE | SOLID CARBIDE | 30° N | STRAIGHT | 4 Z | TOL D_1 +0 -0,05 | TOL D_2 h6

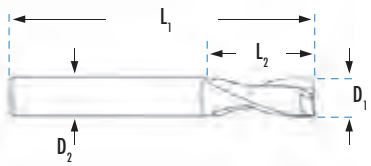

SHORT SERIES

					FMD48		FMD48TL
MATERIAL					CARBIDE		CARBIDE
COATING					BRIGHT		TiAlN
QUALITY					★★		★★★
					4Z		4Z
D_1 mm	L_1 mm	L_2 mm	D_2 mm		€		€
1,00	38	3	3	FMD480100	18,26	FMD480100TIALN	24,21
1,00	50	3	4	FMD480100X50	19,56	FMD480100X50TIALN	26,71
1,50	38	4	3	FMD480150	18,26	FMD480150TIALN	24,21
1,50	50	4	4	FMD480150X50	19,56	FMD480150X50TIALN	26,71
2,00	38	6	3	FMD480200	18,26	FMD480200TIALN	24,21
2,00	50	6	4	FMD480200X50	19,56	FMD480200X50TIALN	26,71
2,50	38	8	3	FMD480250	18,26	FMD480250TIALN	24,21
2,50	50	8	4	FMD480250X50	19,56	FMD480250X50TIALN	26,71
3,00	38	8	3	FMD480300	17,52	FMD480300TIALN	23,47
3,00	50	8	4	FMD480300X5004	19,26	FMD480300X5004TIALN	27,61
3,00	50	8	6	FMD480300X5006	20,68	FMD480300X5006TIALN	28,86
3,50	50	11	4	FMD480350	20,48	FMD480350TIALN	26,43
4,00	50	11	4	FMD480400	17,41	FMD480400TIALN	23,36
4,00	50	11	6	FMD480400X5006	21,21	FMD480400X5006TIALN	28,96
4,50	50	11	6	FMD480450	22,43	FMD480450TIALN	28,38
5,00	50	13	5	FMD480500	19,77	FMD480500TIALN	25,72
5,00	50	13	6	FMD480500X5006	21,96	FMD480500X5006TIALN	29,15
5,50	50	16	6	FMD480550	21,63	FMD480550TIALN	29,18
6,00	50	16	6	FMD480600	21,63	FMD480600TIALN	27,58
6,00	58	22	6	FMD480600X58	23,25	FMD480600X58TIALN	29,36
6,35	60	19	8	FMD480635	25,25	FMD480635TIALN	31,25
6,50	60	19	8	FMD480650	28,36	FMD480650TIALN	35,65
7,00	60	19	8	FMD480700	35,39	FMD480700TIALN	42,54
7,50	60	19	8	FMD480750	35,39	FMD480750TIALN	42,54
8,00	60	19	8	FMD480800	32,16	FMD480800TIALN	39,30
8,50	72	22	10	FMD480850	37,37	FMD480850TIALN	44,36
9,00	72	22	10	FMD480900	38,63	FMD480900TIALN	45,36
9,50	72	22	10	FMD480950	51,11	FMD480950TIALN	61,21
10,00	72	22	10	FMD481000	48,30	FMD481000TIALN	56,63
10,00	80	32	10	FMD481000X80	52,36	FMD481000X80TIALN	60,12
10,50	75	26	12	FMD481050	52,36	FMD481050TIALN	61,11
11,00	75	26	12	FMD481100	70,67	FMD481100TIALN	80,19
12,00	75	26	12	FMD481200	61,59	FMD481200TIALN	71,10
12,50	84	30	14	FMD481250	62,63	FMD481250TIALN	71,11
13,00	84	30	14	FMD481300	63,36	FMD481300TIALN	71,25
14,00	84	30	14	FMD481400	94,63	FMD481400TIALN	106,54
14,00	100	50	14	FMD481400X100	105,36	FMD481400X100TIALN	118,36
15,00	92	32	16	FMD481500	108,25	FMD481500TIALN	121,25
16,00	92	32	16	FMD481600	122,26	FMD481600TIALN	135,36
16,00	100	50	16	FMD481600X100	131,36	FMD481600X100TIALN	145,36
17,00	100	38	18	FMD481700	124,36	FMD481700TIALN	138,96
18,00	100	38	18	FMD481800	179,14	FMD481800TIALN	197,00
18,00	100	50	18	FMD481800X10050	196,36	FMD481800X10050TIALN	216,36
19,00	100	38	20	FMD481900	201,36	FMD481900TIALN	221,36
20,00	100	38	20	FMD482000	203,76	FMD482000TIALN	226,38
20,00	100	50	20	FMD482000X10050	215,36	FMD482000X10050TIALN	238,36
22,00	100	38	22	FMD482200	289,36	FMD482200TIALN	325,36
25,00	100	45	25	FMD482500	353,57	FMD482500TIALN	388,10
25,00	110	55	25	FMD482500X110	389,36	FMD482500X110TIALN	436,36

FMD48 FMD48TL

44 HRc

GENERAL PURPOSE SOLID CARBIDE END MILLS LONG SERIES

GENERAL PURPOSE | SOLID CARBIDE | 30° N | STRAIGHT | 2 Z | 3 Z | 4 Z

LONG SERIES

					FMD54		FMD54TL		FMD73		FMD73TL
MATERIAL					CARBIDE		CARBIDE	NEW	CARBIDE	NEW	CARBIDE
COATING					BRIGHT		TiAlN		BRIGHT		TiAlN
QUALITY					★★		★★★		★★		★★
					2Z		2Z		3Z		3Z
D_1 mm	L_1 mm	L_2 mm	D_2 mm		€		€		€		€
1,00	60	5	3	FMD540100	18,41	FMD540100TIALN	25,55	FMD730100	18,41	FMD730100TIALN	25,55
2,00	60	10	3	FMD540200	18,89	FMD540200TIALN	26,03	FMD730200	18,89	FMD730200TIALN	26,03
3,00	60	15	3	FMD540300	19,40	FMD540300TIALN	26,54	FMD730300	19,40	FMD730300TIALN	26,54
4,00	80	20	4	FMD540400	20,45	FMD540400TIALN	27,58	FMD730400	20,45	FMD730400TIALN	27,58
5,00	80	25	5	FMD540500	25,45	FMD540500TIALN	32,59	FMD730500	25,45	FMD730500TIALN	32,59
6,00	80	25	6	FMD540600	35,89	FMD540600TIALN	43,02	FMD730600	35,89	FMD730600TIALN	43,02
7,00	90	35	8	FMD540700	37,85	FMD540700TIALN	47,69	FMD730700	37,85	FMD730700TIALN	47,69
8,00	90	35	8	FMD540800	40,86	FMD540800TIALN	50,39	FMD730800	40,86	FMD730800TIALN	50,39
9,00	100	45	10	FMD540900	53,36	FMD540900TIALN	64,25	FMD730900	53,36	FMD730900TIALN	64,25
10,00	100	45	10	FMD541000	57,74	FMD541000TIALN	67,27	FMD731000	57,74	FMD731000TIALN	67,27
12,00	100	50	12	FMD541200	78,82	FMD541200TIALN	90,73	FMD731200	78,82	FMD731200TIALN	90,73
14,00	150	65	14	FMD541400	129,70	FMD541400TIALN	145,17	FMD731400	129,70	FMD731400TIALN	145,17
16,00	150	65	16	FMD541600	142,10	FMD541600TIALN	157,57	FMD731600	142,10	FMD731600TIALN	157,57
16,00	150	90	16	FMD541600X15090	156,30	FMD541600X15090TIALN	173,33	FMD731600X15090	156,30	FMD731600X15090TIALN	173,33
20,00	150	70	20	FMD542000	252,06	FMD542000TIALN	275,88	FMD732000	252,06	FMD732000TIALN	275,88
25,00	150	75	25	FMD542500	496,36	FMD542500TIALN	523,31	FMD732500	496,36	FMD732500TIALN	523,31

FMD54 FMD73

44 HRc

LONG SERIES

					FMD58		FMD58TL
MATERIAL					CARBIDE		CARBIDE
COATING					BRIGHT		TiAlN
QUALITY					★★		★★★
					4Z		4Z
D_1 mm	L_1 mm	L_2 mm	D_2 mm		€		€
1,00	60	5	3	FMD580100	18,41	FMD580100TIALN	25,55
2,00	60	10	3	FMD580200	18,89	FMD580200TIALN	26,03
3,00	60	15	3	FMD580300	19,40	FMD580300TIALN	26,54
4,00	80	20	4	FMD580400	20,45	FMD580400TIALN	27,58
5,00	80	25	5	FMD580500	25,45	FMD580500TIALN	32,59
6,00	80	25	6	FMD580600	35,89	FMD580600TIALN	43,02
7,00	90	35	8	FMD580700	37,85	FMD580700TIALN	47,69
8,00	90	35	8	FMD580800	40,86	FMD580800TIALN	50,39
9,00	100	45	10	FMD580900	53,36	FMD580900TIALN	64,25
10,00	100	45	10	FMD581000	57,74	FMD581000TIALN	67,27
12,00	100	50	12	FMD581200	78,82	FMD581200TIALN	90,73
14,00	150	65	14	FMD581400	129,70	FMD581400TIALN	145,17
16,00	150	65	16	FMD581600	142,10	FMD581600TIALN	157,57
16,00	150	90	16	FMD581600X15090	156,30	FMD581600X15090TIALN	173,33
20,00	150	70	20	FMD582000	252,06	FMD582000TIALN	275,88
25,00	150	75	25	FMD582500	496,36	FMD582500TIALN	523,31

FMD58 FMD58TL

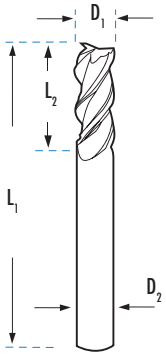

44 HRc

GENERAL PURPOSE SOLID CARBIDE END MILLS EXTRA LONG SERIES

GENERAL PURPOSE | SOLID CARBIDE | 30° N | STRAIGHT | 2 Z | 4 Z

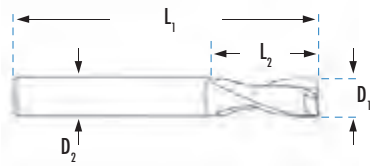

EXTRA LONG SERIES

				FMD53		FMD53TL		FMD56		FMD56TL
MATERIAL				CARBIDE		CARBIDE		CARBIDE		CARBIDE
COATING				BRIGHT		TiAlN		BRIGHT		TiAlN
QUALITY				★★		★★★		★★		★★★
				2Z		2Z		4Z		4Z
Ø mm	L_1 mm	L_2 mm	D_2 mm		€		€		€		€
3,00	75	25	3	FMD530300	41,71	FMD530300TIALN	53,62	FMD560300	43,16	FMD560300TIALN	55,07
3,00	100	25	3	FMD530300X100	44,46	FMD530300X100TIALN	56,54	FMD560300X100	45,66	FMD560300X100TIALN	57,36
4,00	100	25	4	FMD530400	45,32	FMD530400TIALN	57,23	FMD560400	46,74	FMD560400TIALN	58,65
5,00	100	25	5	FMD530500	51,22	FMD530500TIALN	63,13	FMD560500	53,82	FMD560500TIALN	65,73
6,00	100	25	6	FMD530600X10025	77,25	FMD530600X10025TIALN	96,96	FMD560600X10025	79,57	FMD560600X10025TIALN	99,87
6,00	100	40	6	FMD530600X10040	78,85	FMD530600X10040TIALN	98,11	FMD560600X10040	81,22	FMD560600X10040TIALN	101,05
6,00	150	25	6	FMD530600X15025	80,80	FMD530600X15025TIALN	99,36	FMD560600X15025	83,22	FMD560600X15025TIALN	102,34
6,00	150	40	6	FMD530600X15040	83,36	FMD530600X15040TIALN	102,25	FMD560600X15040	85,86	FMD560600X15040TIALN	105,32
6,00	150	75	6	FMD530600	85,49	FMD530600TIALN	104,54	FMD560600	90,42	FMD560600TIALN	108,73
8,00	100	45	8	FMD530800X10045	106,33	FMD530800X10045TIALN	132,36	FMD560800X10045	109,52	FMD560800X10045TIALN	136,33
8,00	150	25	8	FMD530800X15025	111,11	FMD530800X15025TIALN	135,37	FMD560800X15025	114,44	FMD560800X15025TIALN	139,43
8,00	150	45	8	FMD530800X15045	114,45	FMD530800X15045TIALN	137,89	FMD560800X15045	117,88	FMD560800X15045TIALN	142,03
8,00	150	75	8	FMD530800	117,71	FMD5308TIALN	140,34	FMD560800	124,50	FMD5608TIALN	146,25
10,00	150	38	10	FMD531000X15038	137,36	FMD531000X15038TIALN	169,69	FMD561000X15038	141,48	FMD561000X15038TIALN	174,78
10,00	150	50	10	FMD531000X15050	141,41	FMD531000X15050TIALN	172,25	FMD561000X15050	145,65	FMD561000X15050TIALN	177,42
10,00	150	65	10	FMD531000X15065	145,36	FMD531000X15065TIALN	175,75	FMD561000X15065	149,72	FMD561000X15065TIALN	181,02
10,00	150	75	10	FMD531000	149,10	FMD531000TIALN	178,87	FMD561000	164,01	FMD561000TIALN	193,77
12,00	150	38	12	FMD531200X15038	199,96	FMD531200X15038TIALN	241,14	FMD561200X15038	205,96	FMD561200X15038TIALN	248,37
12,00	150	50	12	FMD531200X15050	205,36	FMD531200X15050TIALN	247,47	FMD561200X15050	211,52	FMD561200X15050TIALN	254,89
12,00	150	75	12	FMD531200	218,16	FMD531200TIALN	256,26	FMD561200	239,97	FMD561200TIALN	278,08
12,00	200	38	12	FMD531200X20038	231,25	FMD531200X20038TIALN	272,36	FMD561200X20038	258,36	FMD561200X20038TIALN	281,11
14,00	150	75	14	FMD531400	301,59	FMD531400TIALN	348,03	FMD561400	331,75	FMD561400TIALN	378,19
16,00	200	75	16	FMD531600	409,75	FMD531600TIALN	463,33	FMD561600	450,73	FMD561600TIALN	504,31
20,00	200	75	20	FMD532000	639,35	FMD532000TIALN	710,79	FMD562000	639,35	FMD562000TIALN	710,79

FMD53 FMD56

44 HRc

GENERAL PURPOSE SOLID CARBIDE BALL NOSE END MILLS SHORT & LONG SERIES

GENERAL PURPOSE | SOLID CARBIDE | 30° N | STRAIGHT | 2 Z | 4 Z

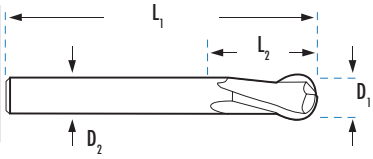

SHORT SERIES

					FMD92		FMD92TL		FMD51		FMD51TL
MATERIAL					CARBIDE		CARBIDE		CARBIDE		CARBIDE
COATING					BRIGHT		TiAlN		BRIGHT		TiAlN
QUALITY					★★		★★★		★★		★★★
					2Z		2Z		4Z		4Z
D1 mm	L1 mm	L2 mm	D2 mm		€		€		€		€
1,00	38	2	3	FMD920100	21,91	FMD920100TIALN	27,86	FMD510100		FMD510100TIALN	
1,00	50	2	4	FMD920100X50	26,56	FMD920100X50TIALN	34,12	FMD510100X50		FMD510100X50TIALN	
1,50	38	3	3	FMD920150	21,91	FMD920150TIALN	27,86	FMD510150		FMD510150TIALN	
1,50	50	3	4	FMD920150X50	26,56	FMD920150X50TIALN	34,12	FMD510150X50		FMD510150X50TIALN	
2,00	38	4	3	FMD920200	21,91	FMD920200TIALN	27,86	FMD510200		FMD510200TIALN	
2,00	50	4	4	FMD920200X50	26,56	FMD920200X50TIALN	34,12	FMD510200X50		FMD510200X50TIALN	
2,50	38	5	3	FMD920250	21,91	FMD920250TIALN	27,86	FMD510250X50		FMD510250X50TIALN	
3,00	38	6	3	FMD920300	21,91	FMD920300TIALN	27,86	FMD510300	24,11	FMD510300TIALN	30,65
3,00	50	6	4	FMD920300X50	26,56	FMD920300X50TIALN	34,12	FMD510300X50		FMD510300X50TIALN	
4,00	50	8	4	FMD920400	24,97	FMD920400TIALN	30,92	FMD510400	27,47	FMD510400TIALN	34,01
5,00	50	10	5	FMD920500	26,42	FMD920500TIALN	32,38	FMD510500	29,06	FMD510500TIALN	35,61
6,00	50	12	6	FMD920600	31,09	FMD920600TIALN	37,04	FMD510600	34,21	FMD510600TIALN	40,75
7,00	60	15	8	FMD920700	37,85*	FMD920700TIALN	44,25	FMD510700	40,55	FMD510700TIALN	47,96
8,00	60	15	8	FMD920800	38,38	FMD920800TIALN	45,52	FMD510800	47,99	FMD510800TIALN	56,91
10,00	75	20	10	FMD921000	57,67	FMD921000TIALN	66,00	FMD511000	72,07	FMD511000TIALN	82,50
12,00	75	20	12	FMD921200	71,65	FMD921200TIALN	81,17	FMD511200	89,55	FMD511200TIALN	101,46
14,00	90	25	14	FMD921400	106,06	FMD921400TIALN	117,97	FMD511400	132,58	FMD511400TIALN	147,46
16,00	100	25	16	FMD921600	134,19	FMD921600TIALN	147,28	FMD511600	167,74	FMD511600TIALN	184,11
18,00	100	30	18	FMD921800	199,51	FMD921800TIALN	217,37	FMD511800	249,39	FMD511800TIALN	271,72
20,00	100	30	20	FMD922000	206,84	FMD922000TIALN	229,46	FMD512000	258,53	FMD512000TIALN	286,82

*Available until end of stock

TOL D1 +0 -0,05

TOL D2 h6

FMD92 FMD51

44 HRc

LONG SERIES

					FMD57		FMD57TL
MATERIAL					CARBIDE		CARBIDE
COATING					BRIGHT		TiAlN
QUALITY					★★		★★★
					2Z		2Z
D1 mm	L1 mm	L2 mm	D2 mm		€		€
1,00	60	2	3	FMD570100	33,03	FMD570100TIALN	40,18
1,50	60	3	3	FMD570150	33,03	FMD570150TIALN	40,18
2,00	60	3	3	FMD570200	33,03	FMD570200TIALN	40,18
2,50	60	3	3	FMD570250	33,03	FMD570250TIALN	40,18
3,00	60	4	3	FMD570300	33,03	FMD570300TIALN	40,18
4,00	80	5	4	FMD570400	38,34	FMD570400TIALN	45,49
5,00	80	6	5	FMD570500	45,35	FMD570500TIALN	52,50
6,00	80	8	6	FMD570600	53,01	FMD570600TIALN	60,14
8,00	100	12	8	FMD570800	69,96	FMD570800TIALN	79,49
10,00	100	15	10	FMD571000	86,44	FMD571000TIALN	97,16
12,00	100	15	12	FMD571200	149,80	FMD571200TIALN	161,71
14,00	150	20	14	FMD571400	187,83	FMD571400TIALN	203,32
16,00	150	20	16	FMD571600	237,24	FMD571600TIALN	252,72
20,00	150	25	20	FMD572000	489,69	FMD572000TIALN	513,50

FMD57 FMD57TL

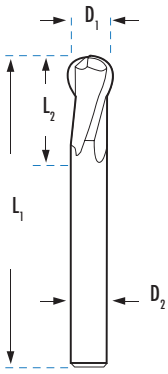

44 HRc

GENERAL PURPOSE SOLID CARBIDE BALL NOSE END MILLS EXTRA LONG SERIES

GENERAL PURPOSE | SOLID CARBIDE | 30° N | STRAIGHT | 2 Z

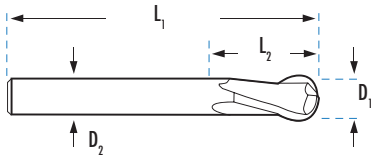

EXTRA LONG SERIES

					FMD55		FMD55TL
MATERIAL					CARBIDE		CARBIDE
COATING					BRIGHT		TiAlN
QUALITY					★★		★★★
					2Z		2Z
D_1 mm	L_1 mm	L_2 mm	D_2 mm		€		€
3,00	75	6	3	FMD550300	39,59	FMD550300TIALN	51,50
3,00	100	6	3	FMD550300X100	42,42	FMD550300X100TIALN	55,36
4,00	100	6	4	FMD550400	45,67	FMD550400TIALN	57,57
5,00	100	6	5	FMD550500	55,19	FMD550500TIALN	67,10
6,00	100	15	6	FMD550600	69,36	FMD550600TIALN	81,27
6,00	150	15	6	FMD550600X150	81,81	FMD550600X150TIALN	96,31
6,00	200	30	6	FMD550600X200	96,36	FMD550600X200TIALN	109,12
8,00	150	25	8	FMD550800	93,17	FMD550800TIALN	111,03
8,00	200	50	8	FMD550800X200	112,12	FMD550800X200TIALN	132,11
10,00	150	25	10	FMD551000	131,27	FMD551000TIALN	149,13
10,00	200	50	10	FMD551000X200	149,99	FMD551000X200TIALN	171,71
12,00	150	25	12	FMD551200	208,78	FMD551200TIALN	242,11
12,00	200	25	12	FMD551200X200	256,36	FMD551200X200TIALN	294,22
14,00	200	50	14	FMD551400	256,40	FMD551400TIALN	294,51
16,00	200	50	16	FMD551600	344,51	FMD551600TIALN	386,18

FMD55 FMD55TL

44 HRc

RECOMMENDED CUTTING SPEED

		Ø2	Ø3	Ø4	Ø5	Ø6	Ø8	Ø 10	Ø12	Ø14
44 HRc	RPM	4000	2600	2000	1600	1300	1000	800	660	570
	FEED (mm/min)	50	55	55	55	55	55	55	55	55
INOX Ti	RPM	8000	5300	4000	3200	2600	2000	1600	1300	1100
	FEED (mm/min)	55	55	55	55	60	60	60	60	60
Al	RPM	16000	11000	8000	6400	5300	4000	3200	2600	2300
	FEED (mm/min)	290	290	290	290	290	290	290	290	300

* To obtain cutting conditions for end mills TiAlN coated, you have to multiply the figures by 1,3.

HIGH PERFORMANCE SOLID CARBIDE END MILLS

GENERAL PURPOSE | SOLID CARBIDE | STRAIGHT | 2 Z | 3 Z | 4 Z | HIGH MACHINING PERFORMANCE | Micro Grain CARBIDE

SHORT SERIES

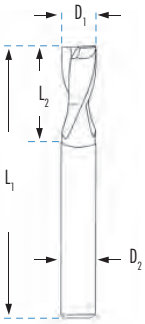

TOL D1 +0 -0,05

TOL D2 h6

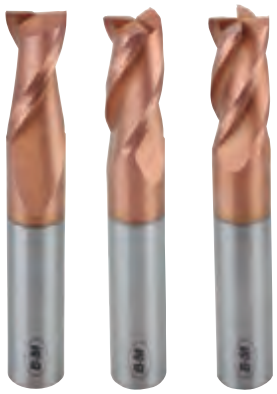

				FMT2	FMT63	FMT48
				30° N	30° N	30° N
			MATERIAL	CARBIDE	CARBIDE	CARBIDE
			COATING	TiAlSiN	TiAlSiN	TiAlSiN
			QUALITY	Premium Quality	Premium Quality	Premium Quality
				2Z	3Z	4Z
D1 mm	L1 mm	L2 mm	D2 mm	€	€	€
1,00	38	3	3	45,85	45,85	45,85
1,50	38	4	3	44,77	44,77	44,77
2,00	38	6	3	35,63	35,63	35,63
2,50	38	8	3	34,82	34,82	34,82
3,00	38	8	3	29,99	29,99	29,99
3,50	50	11	4	36,81	36,81	36,81
4,00	50	11	4	34,20	34,20	34,20
4,50	50	13	5	43,74	43,74	43,74
5,00	50	13	5	43,21	43,21	43,21
6,00	50	16	6	48,71	48,71	48,71
7,00	60	16	8	67,94	67,94	67,94
8,00	60	19	8	57,66	57,66	57,66
9,00	72	19	10	82,67	82,67	82,67
10,00	72	22	10	91,92	91,92	91,92
11,00	75	26	12	122,27	122,27	122,27
12,00	75	26	12	113,69	113,69	113,69
14,00	84	30	14	169,00	169,00	169,00
16,00	92	32	16	218,92	218,92	218,92
18,00	100	38	18	304,21	304,21	304,21
20,00	100	38	20	346,83	346,83	346,83
25,00	100	38	25	569,30		569,30

VARIABLE HELIX

				FMT81
				* 35° 38°
			MATERIAL	CARBIDE
			COATING	TiAlSiN
			QUALITY	Premium Quality
				4Z
D1 mm	L1 mm	L2 mm	D2 mm	€
1,00	38	3	3	
1,50	38	5	3	
2,00	38	6	3	
2,50	38	7	3	
3,00	38	12	3	
3,50	50	12	4	
4,00	50	14	4	
4,50	50	14	5	
5,00	50	16	5	47,54
6,00	63	19	6	53,59
7,00	63	19	8	
8,00	63	19	8	63,42
9,00	70	22	10	
10,00	70	22	10	101,10
11,00	75	25	11	
12,00	75	25	12	125,05
14,00	88	30	14	185,89
16,00	88	32	16	240,81
18,00	100	36	18	334,62
20,00	100	36	20	381,51
25,00	100	38	25	

				FMT92
				30° N
			MATERIAL	CARBIDE
			COATING	TiAlSiN
			QUALITY	Premium Quality
				2Z
D1 mm	L1 mm	L2 mm	D2 mm	€
1,00	38	2	3	
1,50	38	3	3	
2,00	38	4	3	
2,50	38	5	3	
3,00	38	6	3	39,59
4,00	50	8	4	43,92
5,00	50	10	5	54,29
6,00	50	12	6	62,11
8,00	60	15	8	76,36
10,00	75	20	10	110,69
12,00	75	20	12	136,13
14,00	90	25	14	197,84
16,00	100	25	16	247,01
18,00	100	30	18	364,56
20,00	100	30	20	384,81

* 35° 38° FMT81: Variable helix TiAlSiN coated: minimizes the vibrations and allows an impressive efficiency during the machining

RECOMMENDED CUTTING SPEED

		Ø 2	Ø 3	Ø 4	Ø 5	Ø 6	Ø 8	Ø 10	Ø 12	Ø 14	Ø 16	Ø 20	Ø 25
44 HRc	RPM	5600	3640	2800	2240	1820	1400	1120	924	798	700	560	420
	FEED (mm/min)	70	77	77	77	77	77	77	77	77	91	91	70
INOX Ti	RPM	11200	7420	5600	4480	3640	2800	2240	1820	1540	1400	1120	840
	FEED (mm/min)	77	77	77	77	84	84	84	84	84	98	98	77
Ni	RPM	11200	7420	5600	4480	3640	2800	2240	1820	1540	1400	1120	840
	FEED (mm/min)	77	77	77	77	84	84	84	84	84	98	98	77

SOLID CARBIDE TORIC END MILL

NEW

Ref. FMG10R
Ref. FMG54R

TORIC GENERAL PURPOSE

SOLID CARBIDE | 30° | R | STRAIGHT | TiAlN | 2 Z | 4 Z | Micro Grain CARBIDE

						FMG10R		FMG54R
					MATERIAL	CARBIDE		CARBIDE
					COATING	TiAlN		TiAlN
					QUALITY	★★		★★★
						2Z		4Z
D_1 mm	D_2 mm	R mm	L_2 mm	L_1 mm		€		€
2	6	0,2	6	50	FMG100200R0,2	27,39	FMG540200R0,2	27,39
2	6	0,5	6	50	FMG100200R0,5	27,39	FMG540200R0,5	27,39
3	6	0,2	8	50	FMG100300R0,2	27,39	FMG540300R0,2	27,39
3	6	0,5	8	50	FMG100300R0,5	27,39	FMG540300R0,5	27,39
4	6	0,2	11	50	FMG100400R0,2	27,39	FMG540400R0,2	27,39
4	6	0,5	11	50	FMG100400R0,5	27,39	FMG540400R0,5	27,39
4	6	1,0	11	50	FMG100400R1	27,39	FMG540400R1	27,39
5	6	0,2	12	50	FMG100500R0,2	27,39	FMG540500R0,2	27,39
5	6	0,5	12	50	FMG100500R0,5	27,39	FMG540500R0,5	27,39
5	6	1,0	12	50	FMG100500R1	27,39	FMG540500R1	27,39
6	6	0,2	12	50	FMG100600R0,2	27,39	FMG540600R0,2	27,39
6	6	0,5	13	50	FMG100600R0,5	27,39	FMG540600R0,5	27,39
6	6	1,0	13	50	FMG100600R1	27,39	FMG540600R1	27,39
6	6	1,5	13	50	FMG100600R1,5	27,39	FMG540600R1,5	27,39
6	6	2,0	13	50	FMG100600R2	27,39	FMG540600R2	27,39
8	8	0,2	15	60	FMG100800R0,2	37,70	FMG540800R0,2	37,70
8	8	0,5	15	60	FMG100800R0,5	37,70	FMG540800R0,5	37,70
8	8	1,0	15	60	FMG100800R1	37,70	FMG540800R1	37,70
8	8	1,5	15	60	FMG100800R1,5	37,70	FMG540800R1,5	37,70
8	8	2,0	15	60	FMG100800R2	37,70	FMG540800R2	37,70
10	10	0,5	20	72	FMG101000R0,5	51,91	FMG541000R0,5	51,91
10	10	1,0	20	72	FMG101000R1	51,91	FMG541000R1	51,91
10	10	1,5	20	72	FMG101000R1,5	51,91	FMG541000R1,5	51,91
10	10	2,0	20	72	FMG101000R2	51,91	FMG541000R2	51,91
10	10	3,0	20	72	FMG101000R3	51,91	FMG541000R3	51,91
12	12	0,5	24	75	FMG101200R0,5	73,32	FMG541200R0,5	73,32
12	12	1,0	24	75	FMG101200R1	73,32	FMG541200R1	73,32
12	12	1,5	24	75	FMG101200R1,5	73,32	FMG541200R1,5	73,32
12	12	2,0	24	75	FMG101200R2	73,32	FMG541200R2	73,32
12	12	3,0	24	75	FMG101200R3	73,32	FMG541200R3	73,32
16	16	0,5	30	92	FMG101600R0,5	137,63	FMG541600R0,5	137,63
16	16	1,0	30	92	FMG101600R1	137,63	FMG541600R1	137,63
16	16	2,0	30	92	FMG101600R2	137,63	FMG541600R2	137,63
16	16	3,0	30	92	FMG101600R3	137,63	FMG541600R3	137,63
16	16	4,0	30	92	FMG101600R4	137,63	FMG541600R4	137,63

FMG10R FMG54R

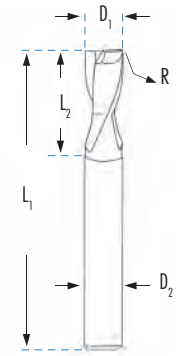

44 HRc

SOLID CARBIDE MICRO END MILLS

NEW
Ref. FMD22
Ref. FMD35

GENERAL PURPOSE MICRO | SOLID CARBIDE | 30° N | STRAIGHT | TiAlN | 2 Z | Micro Grain CARBIDE

WITHOUT NECK

44 HRc

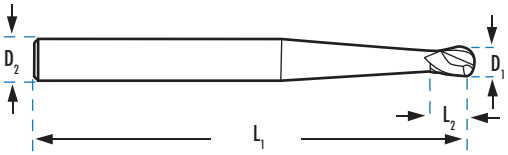

	TOL -0,015	TOL h6			FMD22
	D1 mm	D2 mm	L2 mm	L1 mm	€
FMD220020X04	0,2	4	0,4	50	38,57
FMD220030X06	0,3	4	0,6	50	36,78
FMD220040X08	0,4	4	0,8	50	34,41
FMD220050X10	0,5	4	1,0	50	32,50
FMD220060X12	0,6	4	1,2	50	32,50
FMD220070X14	0,7	4	1,4	50	32,50
FMD220080X16	0,8	4	1,6	50	32,50
FMD220090X18	0,9	4	1,8	50	32,50

BALL NOSE

	TOL -0,015	TOL h6			FMD35
	D1 mm	D2 mm	L2 mm	L1 mm	€
FMD350020X04	0,2	4	0,4	50	48,45
FMD350030X06	0,3	4	0,6	50	44,63
FMD350040X08	0,4	4	0,8	50	39,09
FMD350050X10	0,5	4	1,0	50	37,21
FMD350060X12	0,6	4	1,2	50	37,21
FMD350070X14	0,7	4	1,4	50	37,21
FMD350080X16	0,8	4	1,6	50	37,21
FMD350090X18	0,9	4	1,8	50	37,21

WITH NECK

44 HRc

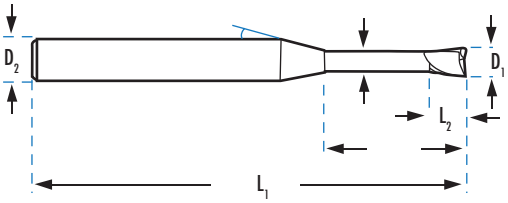

	TOL -0,015	TOL h6					FMD22
	D1 mm	D2 mm	D3 mm	L3 mm	L2 mm	L1 mm	€
FMD220050X04	0,5	4	0,48	4	0,7	50	34,58
FMD220500X06	0,5	4	0,48	6	0,7	50	34,58
FMD220060X04	0,6	4	0,57	4	0,9	50	34,58
FMD220060X06	0,6	4	0,57	6	0,9	50	34,58
FMD220060X08	0,6	4	0,57	8	0,9	50	34,58
FMD220080X06	0,8	4	0,76	6	1,2	50	34,58
FMD220080X08	0,8	4	0,76	8	1,2	50	34,58
FMD220080X10	0,8	4	0,76	10	1,2	50	34,58
FMD220120X06	1,2	4	1,15	6	1,8	50	23,40
FMD220120X08	1,2	4	1,15	8	1,8	50	23,40
FMD220120X10	1,2	4	1,15	10	1,8	50	23,40

BALL NOSE

	TOL -0,015	TOL h6					FMD35
	D1 mm	D2 mm	D3 mm	L3 mm	L2 mm	L1 mm	€
FMD350050X04	0,5	4	0,48	4	0,7	50	41,86
FMD350050X06	0,5	4	0,48	6	0,7	50	41,86
FMD350060X04	0,6	4	0,57	4	0,9	50	41,86
FMD350060X06	0,6	4	0,57	6	0,9	50	41,86
FMD350060X08	0,6	4	0,57	8	0,9	50	41,86
FMD350080X06	0,8	4	0,76	6	1,2	50	41,86
FMD350080X08	0,8	4	0,76	8	1,2	50	41,86
FMD350080X10	0,8	4	0,76	10	1,2	50	41,86
FMD350120X06	1,2	4	1,15	6	1,8	50	24,44
FMD350120X08	1,2	4	1,15	8	1,8	50	24,44
FMD350120X10	1,2	4	1,15	10	1,8	50	24,44

SOLID CARBIDE END MILLS

NEW
Ref. FMD22
Ref. FMD44
Ref. FMD35

GENERAL PURPOSE MICRO | SOLID CARBIDE | 30° | STRAIGHT | TiAlN | Ø 1-5 mm | Micro Grain CARBIDE

							FMD22		FMD44		FMD35
						MATERIAL	CARBIDE		CARBIDE		CARBIDE
						COATING	TiAlN		TiAlN		TiAlN
						QUALITY	★★		★★★		★★
							2Z		4Z		2Z
D_1 mm	D_2 mm	D_3 mm	L_3 mm	L_2 mm	L_1 mm		€		€		€
1,0	6	0,95	5	1,5	57	FMD220100X05	32,07	FMD440100X05		FMD350100X05	32,85
1,0	6	0,95	8	1,5	57	FMD220100X08	32,07	FMD440100X08		FMD350100X08	33,80
1,0	6	0,95	10	1,5	57	FMD220100X10	32,07	FMD440100X10		FMD350100X10	33,80
1,0	6	0,95	12	1,5	65	FMD220100X12	33,80	FMD440100X12		FMD350100X12	35,36
1,0	6	0,95	15	1,5	65	FMD220100X15	33,80	FMD440100X15		FMD350100X15	35,36
1,0	6	0,95	20	1,5	65	FMD220100X20	33,80	FMD440100X20		FMD350100X20	35,36
1,5	6	1,42	5	2,0	57	FMD220150X05	32,07	FMD440150X05		FMD350150X05	33,80
1,5	6	1,42	8	2,0	57	FMD220150X08	32,07	FMD440150X08		FMD350150X08	33,80
1,5	6	1,42	10	2,0	57	FMD220150X10	32,07	FMD440150X10		FMD350150X10	33,80
1,5	6	1,42	12	2,0	65	FMD220150X12	33,80	FMD440150x12		FMD350150X12	35,36
1,5	6	1,42	15	2,0	65	FMD220150X15	33,80	FMD440150X15		FMD350150X15	35,36
1,5	6	1,42	20	2,0	65	FMD220150X20	33,80	FMD440150X20		FMD350150X20	35,36
1,5	6	1,42	25	2,0	65	FMD220150X25	33,80	FMD440150X25		FMD350150X25	-
2,0	6	1,92	6	3,0	57	FMD220200X06	32,07	FMD440200X06	32,07	FMD350200X06	33,80
2,0	6	1,92	8	3,0	57	FMD220200X08	32,07	FMD440200X08	32,07	FMD350200X08	33,80
2,0	6	1,92	10	3,0	57	FMD220200X10	32,07	FMD440200X10	32,07	FMD350200X10	33,80
2,0	6	1,92	12	3,0	60	FMD220200X12	32,93	FMD440200X12	32,93	FMD350200X12	33,80
2,0	6	1,92	14	3,0	65	FMD220200X14	33,80	FMD440200X14	33,80	FMD350200X14	33,80
2,0	6	1,92	16	3,0	65	FMD220200X16	33,80	FMD440200X16	33,80	FMD350200X16	34,63
2,0	6	1,92	20	3,0	65	FMD220200X20	33,80	FMD440200X20	33,80	FMD350200X20	34,63
2,0	6	1,92	25	3,0	65	FMD220200X25	33,80	FMD440200X25	33,80	FMD350200X25	34,63
2,0	6	1,92	30	3,0	80	FMD220200X30	41,08	FMD440200X30	41,08	FMD350200X30	42,55
2,0	6	1,92	35	2,0	80	FMD220200X35	41,08	FMD440200X35	41,08	FMD350200X35	42,55
2,0	6	1,92	40	3,0	80	FMD220200X40	41,08	FMD440200X40	41,08	FMD350200X40	42,90
2,0	6	1,92	50	3,0	100	FMD220200X50	44,20	FMD440200X50	44,20	FMD350200X50	46,77
2,5	6	2,40	10	4,0	57	FMD220250X10	32,07	FMD440250X10	32,07	FMD350250X10	-
2,5	6	2,40	16	4,0	65	FMD220250X16	33,80	FMD440250X16	33,80	FMD350250X16	-
2,5	6	2,40	20	4,0	65	FMD220250X20	33,80	FMD440250X20	33,80	FMD350250X20	34,63
2,5	6	2,40	30	4,0	80	FMD220250X30	41,08	FMD440250X30	41,08	FMD350250X30	42,90
2,5	6	2,40	40	4,0	80	FMD220250X40	41,08	FMD440250X40	41,08	FMD350250X40	42,90
3,0	6	2,90	9	5,0	57	FMD220300X09	32,07	FMD440300X09	32,07	FMD350300X09	34,63
3,0	6	2,90	12	5,0	60	FMD220300X12	32,93	FMD440300X12	32,93	FMD350300X12	34,63
3,0	6	2,90	15	5,0	65	FMD220300X15	33,80	FMD440300X15	33,80	FMD350300X15	34,63
3,0	6	2,90	20	5,0	65	FMD220300X20	33,80	FMD440300X20	33,80	FMD350300X20	34,63
3,0	6	2,90	25	5,0	65	FMD220300X25	33,80	FMD440300X25	33,80	FMD350300X25	35,36
3,0	6	2,90	30	5,0	80	FMD220300X30	41,08	FMD440300X30	41,08	FMD350300X30	42,90
3,0	6	2,90	35	5,0	80	FMD220300X35	41,08	FMD440300X35	41,08	FMD350300X35	42,90
3,0	6	2,90	40	5,0	80	FMD220300X40	41,08	FMD440300X40	41,08	FMD350300X40	42,90
3,0	6	2,90	50	5,0	100	FMD220300X50	44,20	FMD440300X50	44,20	FMD350300X50	46,77
4,0	6	3,90	10	6,0	57	FMD220400X10	32,07	FMD440400X10	32,07	FMD350400X10	33,80
4,0	6	3,90	12	6,0	60	FMD220400X12	32,93	FMD440400X12	32,93	FMD350400X12	34,63
4,0	6	3,90	16	6,0	65	FMD220400X16	33,80	FMD440400X16	33,80	FMD350400X16	34,63
4,0	6	3,90	20	6,0	65	FMD220400X20	33,80	FMD440400X20	33,80	FMD350400X20	34,63
4,0	6	3,90	25	6,0	65	FMD220400X25	33,80	FMD440400X25	33,80	FMD350400X25	35,36
4,0	6	3,90	30	6,0	80	FMD220400X30	41,08	FMD440400X30	41,08	FMD350400X30	42,90
4,0	6	3,90	35	6,0	80	FMD220400X35	41,08	FMD440400X35	41,08	FMD350400X35	42,90
4,0	6	3,90	40	6,0	80	FMD220400X40	41,08	FMD440400X40	41,08	FMD350400X40	42,90
4,0	6	3,90	50	6,0	100	FMD220400X50	44,20	FMD440400X50	44,20	FMD350400X50	46,77
5,0	6	4,80	12	7,0	60	FMD220500X12	32,93	FMD440500X12	32,93	FMD350500X12	-
5,0	6	4,80	20	7,0	65	FMD220500X20	33,80	FMD440500X20	33,80	FMD350500X20	34,63
5,0	6	4,80	30	7,0	80	FMD220500X30	41,08	FMD440500X30	41,08	FMD350500X30	42,90
5,0	6	4,80	40	7,0	80	FMD220500X40	41,08	FMD440500X40	41,08	FMD350500X40	42,90
5,0	6	4,80	50	7,0	100	FMD220500X50	44,20	FMD440500X50	44,20	FMD350500X50	46,77

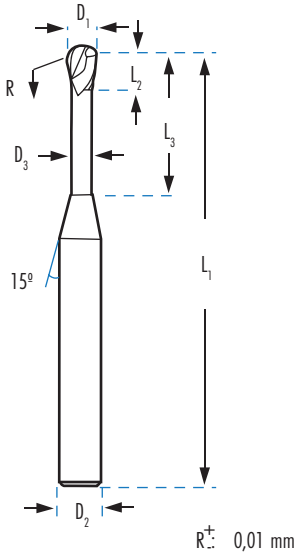

SOLID CARBIDE MEDIUM ROUGHING END MILLS

NM | GENERAL PURPOSE | SOLID CARBIDE | 45° | STRAIGHT | TiAlN

56 HRc

SHORT SERIES

D_1 mm TOL D_1 +0 -0,05	D_2 mm TOL D_2 h6	L_1 mm	L_2 mm	Z	FMD3 €
6	6	50	16	4	35,85
8	8	60	19	4	48,58
10	10	75	22	4	74,76
12	12	75	26	4	102,61
16	16	92	32	4	233,43
20	20	100	38	4	349,80

LONG SERIES

NEW

D_1 mm TOL D_1 +0 -0,05	D_2 mm TOL D_2 h6	L_1 mm	L_2 mm	Z	FMD43 €
6	6	80	25	4	51,95
8	8	90	35	4	72,59
10	10	100	45	4	110,55
12	12	100	50	4	146,00
16	16	150	65	4	337,03
20	20	150	70	4	515,70

SOLID CARBIDE FINE AND COARSE ROUGHING END MILLS

NF | GENERAL PURPOSE | SOLID CARBIDE | 30° | STRAIGHT

NR | GENERAL PURPOSE | SOLID CARBIDE | 30° | STRAIGHT

56 HRc

D_1 mm TOL D_1 +0 -0,05	D_2 mm TOL D_2 h6	L_1 mm	L_2 mm	Z	FMD1 €
6	6	63	19	3	29,03 *
8	8	63	19	3	31,16 *
12	12	75	25	4	50,31 *
16	16	88	32	4	86,09 *
20	20	100	38	4	100,77 *

*Available until end of stock

D_1 mm TOL D_1 +0 -0,05	D_2 mm TOL D_2 h6	L_1 mm	L_2 mm	Z	FMD6 €
6	6	63	19	3	29,03 *
8	8	63	19	3	31,16 *
12	12	75	25	4	50,31 *
16	16	88	32	4	86,09 *
20	20	100	38	4	100,77

*Available until end of stock

SOLID CARBIDE 2 FLUTES END MILLS

Ref. FMG10 | INOX | Ti | 55 HRc | SOLID CARBIDE | 30° | STRAIGHT | TiAlN | 2 Z | Micro Grain CARBIDE

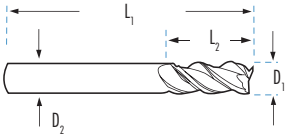

SHORT SERIES

R.P.M. & FEED											FMG10
	<30 HRc		30-45 HRc		INOX		TOL -0,03	TOL h6			
R.P.M. rev./min	FEED mm/min	R.P.M. rev./min	FEED mm/min	R.P.M. rev./min	FEED mm/min		D1 mm	D2 mm	L1 mm	L2 mm	€
21.500	170	12.900	101	10.750	84	FMG100100	1,0	6	40	2,5	25,99*
15.000	180	9.000	107	7.500	89	FMG100150	1,5	6	40	4,0	25,99*
11.560	190	7.560	120	6.300	90	FMG100200	2,0	6	50	6,0	38,62
8.920	210	5.560	140	4.620	120	FMG100300	3,0	6	50	8,0	38,62
7.560	300	4.620	180	3.880	150	FMG100400	4,0	6	50	11,0	38,62
6.300	320	3.780	190	3.160	160	FMG100500	5,0	6	50	12,0	38,62
5.560	350	3.360	220	2.840	180	FMG100600	6,0	6	50	12,0	38,62
4.880	385	2.940	220	2.470	180	FMG100700	7,0	8	60	16,0	35,78*
4.200	380	2.520	200	2.100	180	FMG100800	8,0	8	60	15,0	53,15
3.730	375	2.260	190	1.890	180	FMG100900	9,0	10	70	19,0	49,27*
3.260	330	2.000	160	1.680	160	FMG101000	10,0	10	72	20,0	73,20
2.740	280	1.680	130	1.360	130	FMG101200	12,0	12	75	24,0	103,39
2.470	265	1.520	125	1.210	125	FMG101400	14,0	14	85	26,0	119,86*
2.200	220	1.360	110	1.060	110	FMG101600	16,0	16	92	30,0	194,05
1.680	170	1.060	80	840	80	FMG102000	20,0	20	105	38,0	155,40*
1.360	130	840	70	680	60	FMG102500	25,0	25	120	45,0	202,30*

*Available until end of stock

SOLID CARBIDE 3 FLUTES END MILLS VARIABLE HELIX

Ref. FMD67 | INOX | Ti | 55 HRc | SOLID CARBIDE | 35° 38° | STRAIGHT | TiAlSiN | 3 Z | Micro Grain CARBIDE

SHORT SERIES

	TOL e8	TOL h6			FMD67
	D1 mm	D2 mm	L1 mm	L2 mm	€
FMD670300	3	6	50	8	32,66
FMD670400	4	6	50	11	32,66
FMD670500	5	6	50	13	32,66
FMD670600	6	6	50	16	32,66
FMD670800	8	8	60	19	41,18
FMD671000	10	10	73	22	60,84
FMD671200	12	12	75	26	82,99
FMD671400	14	14	85	30	148,11
FMD671600	16	16	92	32	161,62
FMD672000	20	20	100	38	238,37

3 flute end-mill with center cutting, Variable Helix and TiAlSiN coating.
Its Variable Helix angle minimizes vibrations and, together with the TiAlSiN coating, offers spectacular machining performance.

SOLID CARBIDE 4 FLUTES END MILLS VARIABLE HELIX

Ref. FMG12

INOX | INOX AISI 316L | Ti | INC | 55 HRc | SOLID CARBIDE | 35° 38° | TiAlSiN | 4 Z | Micro Grain CARBIDE

SHORT SERIES

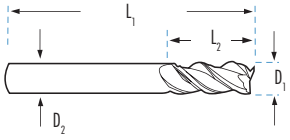

R.P.M. & FEED						FMG12					
	<30 HRc		30-45 HRc		INOX		TOL -0,03	TOL h6			
R.P.M. rev./min	FEED mm/min	R.P.M. rev./min	FEED mm/min	R.P.M. rev./min	FEED mm/min		D1 mm	D2 mm	L1 mm	L2 mm	€
11.560	280	7.560	170	6.300	140	FMG120200	2,0	6	40	*6	21,98*
10.240	300	6.560	185	5.460	155	FMG120250	2,5	6	40	*8	21,98*
8.920	320	5.560	200	4.620	170	FMG120300	3,0	6	50	8	32,66
7.560	570	4.620	350	3.880	280	FMG120400	4,0	6	50	11	32,66
6.300	600	3.780	360	3.160	300	FMG120500	5,0	6	50	13	32,66
5.560	660	3.360	410	2.840	330	FMG120600	6,0	6	50	16	32,66
4.200	710	2.520	380	2.100	350	FMG120800	8,0	8	60	19	41,18
3.730	660	2.260	340	1.890	325	FMG120900	9,0	10	70	*19	40,95*
3.260	610	2.000	300	1.680	300	FMG121000	10,0	10	73	22	60,84
2.740	520	1.680	250	1.360	240	FMG121200	12,0	12	75	26	82,99
2.470	465	1.520	225	1.210	220	FMG121400	14,0	14	85	30	113,36
2.200	410	1.360	200	1.060	200	FMG121600	16,0	16	92	32	161,62
1.940	365	1.210	180	950	175	FMG121800	18,0	18	92	38	238,37
1.680	320	1.060	160	840	150	FMG122000	20,0	20	100	38	238,37

*Available until end of stock

End-mill for high hardness materials. 4 flute, center cutting and Variable Helix with TiAlSiN coating.
Its Variable Helix angle minimizes vibrations and, together with the TiAlSiN coating, offers spectacular machining performance.

SOLID CARBIDE 4 FLUTES END MILLS VARIABLE HELIX

Ref. FMG83

INOX | INOX AISI 316L | Ti | INC | SOLID CARBIDE | X-45º | 43° 45° | TiAlSiN | 4 Z | Micro Grain CARBIDE

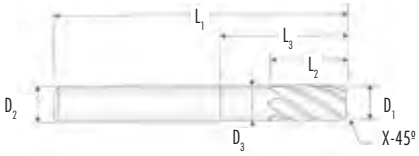

R.P.M. & FEED					FMG83							
	INOX AISI 316L		INOX AISI 304			TOL -0,03	TOL h6					
R.P.M. rev./min	FEED mm/min	R.P.M. rev./min	FEED mm/min			D1 mm	D2 mm	L1 mm	L2 mm	L3 mm	X-45º	€
10.185	195	14.260	205	FMG830300		3,0	6	57	8	11	0,07	55,21
7.600	250	14.260	255	FMG830400		4,0	6	57	11	14	0,09	55,21
6.110	310	8.655	310	FMG830500		5,0	6	57	13	16	0,12	55,21
5.095	360	7.130	360	FMG830600		6,0	6	57	13	21	0,20	55,21
3.820	435	5.345	465	FMG830800		8,0	8	63	19	27	0,25	70,73
3.055	590	4.275	585	FMG831000		10,0	10	73	22	32	0,35	103,25
2.545	565	3.565	565	FMG831200		12,0	12	83	26	38	0,40	139,16
2.180	520	3.055	520	FMG831400		14,0	14	84	30	40	0,40	199,71
1.910	480	2.670	480	FMG831600		16,0	16	92	32	44	0,40	234,54
1.525	470	2.140	470	FMG832000		20,0	20	104	38	55	0,40	370,81

End-mill for high nickel content materials. 4 flute, center cutting with 45º chamfer on the cut, and Variable Helix with TiAlSiN coating.
Its Variable Helix angle minimizes vibrations and, together with the TiAlSiN coating, offers spectacular machining performance..

MULTIPURPOSE END MILL

NEW

Ref. FMG80

TOP MULTI-MATERIAL | 56 HRc | SOLID CARBIDE | 43° 45° | STRAIGHT | TiAlN | 4 Z | Micro Grain CARBIDE

SHORT SERIES

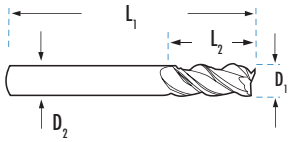

	TOL e8 D1 mm	TOL h6 D2 mm	D3 mm	L1 mm	L2 mm	L3 mm	FMG80 €
FMG800300	3	6	8	20	0,05	57	36,66
FMG800400	4	6	11	20	0,05	57	36,66
FMG800500	5	6	13	21	0,07	57	36,66
FMG800600	6	6	13	21	0,10	57	36,66
FMG800800	8	8	19	27	0,15	63	44,81
FMG801000	10	10	22	32	0,15	73	65,00
FMG801200	12	12	26	38	0,25	83	92,25
FMG801400	14	14	30	40	0,30	84	117,26
FMG801600	16	16	32	44	0,35	92	164,49
FMG801800	20	20	38	55	0,35	104	242,32

4 flute end-mill with center cutting, Variable Helix and TiAlSiN coating.
Its Variable Helix angle minimizes vibrations and, together with the TiAlSiN coating, offers spectacular machining performance.

BALL NOSE END MILL FOR MOULD MAKING

NEW

Ref. FMG86

MOULD MAKING | INOX | Ti | 65 HRc | SOLID CARBIDE | 38º | STRAIGHT | TiAlSiN | 4 Z | Micro Grain CARBIDE

SHORT SERIES

	TOL e8 D1 mm	TOL h6 D2 mm	L1 mm	L2 mm	FMG86 €
FMG860600	6	6	8	50	33,28
FMG860600X80	6	6	8	80	43,65
FMG860600X100	6	6	8	100	48,07
FMG860600X150	6	6	8	150	63,34
FMG860800	8	8	10	60	42,61
FMG860800X100	8	8	10	100	60,39
FMG860800X150	8	8	10	150	81,52
FMG861000	10	10	13	72	62,99
FMG861000X100	10	10	13	100	86,79
FMG861000X150	10	10	13	150	115,72
FMG861000X200	10	10	13	200	162,52
FMG861200	12	12	15	75	86,27
FMG861200X100	12	12	15	100	121,56
FMG861200X150	12	12	15	150	169,26
FMG861200X200	12	12	15	200	198,41

SOLID CARBIDE 6 FLUTES END MILLS

Ref. FMG14 | INOX | 65 HRc | Ti | SOLID CARBIDE | 45° | TiAlN | 6 Z | Very hard materials. Hardened steels | Micro Grain CARBIDE

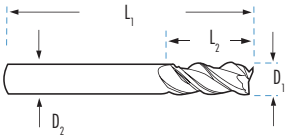

SHORT SERIES

R.P.M. rev./min	<30 HRc FEED mm/min	R.P.M. rev./min	30-45 HRc FEED mm/min	R.P.M. rev./min	INOX FEED mm/min	R.P.M. rev./min	INC FEED mm/min
8.900	2.670	5.760	1.555	4.850	1.310	2.100	370
7.560	2.260	4.800	1.440	4.100	1.230	1.800	325
6.300	2.090	4.050	1.215	3.700	1.180	1.580	300
5.560	2.000	3.880	1.370	3.370	1.100	1.350	280
4.200	2.000	2.940	1.370	2.490	1.100	1.000	280
3.360	2.000	2.320	1.370	1.920	1.100	440	280
2.840	1.680	2.000	1.160	1.610	1.000	400	250
2.470	1.470	1.740	1.020	1.380	885	355	220
2.100	1.260	1.480	880	1.160	770	310	190
1.890	1.130	1.320	785	1.030	695	280	170
1.680	1.010	1.160	690	900	920	250	155
1.500	900	1.100	600	850	540	220	135

FMG14

		TOL -0,03 D1 mm	TOL h6 D2 mm	L1 mm	L2 mm	€
FMG140300	4Z	3,0	3	38	8	24,53
FMG140400	4Z	4,0	4	50	11	27,14
FMG140500	4Z	5,0	5	50	13	34,32
FMG140600		6,0	6	50	16	35,21
FMG140800		8,0	8	60	19	49,25
FMG141000		10,0	10	75	22	68,69
FMG141200		12,0	12	75	26	100,58
FMG141400		14,0	14	90	32	129,82
FMG141600		16,0	16	100	32	177,13
FMG141800		18,0	18	100	38	205,60
FMG142000		20,0	20	100	38	256,50
FMG142500		25,0	25	100	38	437,21

LONG SERIES

R.P.M. rev./min	<30 HRc FEED mm/min	R.P.M. rev./min	30-45 HRc FEED mm/min	R.P.M. rev./min	INOX FEED mm/min	R.P.M. rev./min	INC FEED mm/min
8.900	2.670	5.760	1.555	4.850	1.310	2.100	370
7.560	2.260	4.800	1.440	4.100	1.230	1.800	325
6.300	2.090	4.050	1.215	3.700	1.180	1.580	300
5.560	2.000	3.880	1.370	3.370	1.100	1.350	280
4.200	2.000	2.940	1.370	2.490	1.100	1.000	280
3.360	2.000	2.320	1.370	1.920	1.100	440	280
2.840	1.680	2.000	1.160	1.610	1.000	400	250
2.840	1.680	2.000	1.160	1.610	1.000	400	250
2.470	1.470	1.740	1.020	1.380	885	355	220
2.100	1.260	1.480	880	1.160	770	310	190
2.100	1.260	1.480	880	1.160	770	310	190
1.680	1.010	1.160	690	900	920	250	155
1.680	1.010	1.160	690	900	920	250	155
1.680	1.010	1.160	690	900	920	250	155
1.500	900	1.100	600	850	540	220	135
1.500	900	1.100	600	850	540	220	135
1.500	900	1.100	600	850	540	220	135

FMG25

		TOL -0,03 D1 mm	TOL h6 D2 mm	L1 mm	L2 mm	€
FMG250300	4Z	3,0	3	60	15	24,18
FMG250400	4Z	4,0	4	80	20	27,25
FMG250500	4Z	5,0	5	80	25	31,29
FMG250600		6,0	6	80	25	37,94
FMG250800		8,0	8	90	35	55,41
FMG251000		10,0	10	100	45	75,00
FMG251200		12,0	12	100	50	107,15
FMG251200X125		12,0	12	125	70	132,67
FMG251400		14,0	14	150	65	145,65
FMG251600		16,0	16	150	65	187,15
FMG251600X165		16,0	16	165	100	213,60
FMG252000		20,0	20	150	70	276,78
FMG252000X165		20,0	20	165	100	319,26
FMG252000X200		20,0	20	200	135	408,06
FMG252500		25,0	25	150	75	532,10
FMG252500X165		25,0	25	165	100	616,06
FMG252500X200		25,0	25	200	140	690,82
FMG253200		32,0	32	165	100	863,55
FMG253200X210		32,0	32	210	150	1.036,13

SOLID CARBIDE 2 & 3 FLUTES END MILLS

Al | Cu | PVC | 45° N | STRAIGHT | 2 Z Ref. FMD59 | 3 Z Ref. FMD33 | Micro Grain CARBIDE

SHORT SERIES

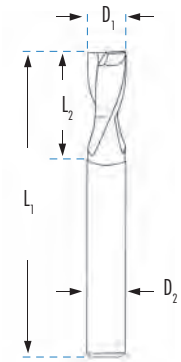

R.P.M. & FEED										
Al			TOL -0,05	TOL h6				FMD59 2 Z		FMD33 3 Z
R.P.M rev./min.	FEED 1 mm/min	FEED 2 mm/min	D_1 mm	D_2 mm	L_1 mm	L_2 mm		€		€
10.000	700	900	3,0	6,0	50	8	FMD590300	**27,60**	FMD330300	**27,60**
10.000	900	1.100	4,0	6,0	50	11	FMD590400	**29,90**	FMD330400	**29,90**
10.000	1.000	1.300	5,0	6,0	50	13	FMD590500	**30,89**	FMD330500	**30,89**
10.000	1.200	1.500	6,0	6,0	50	16	FMD590600	**35,07**	FMD330600	**35,07**
8.000	1.400	1.800	8,0	8,0	60	19	FMD590800	**49,97**	FMD330800	**49,97**
8.000	1.700	2.100	10,0	10,0	72	25	FMD591000	**73,47**	FMD331000	**73,47**
8.000	2.100	2.600	12,0	12,0	75	30	FMD591200	**97,07**	FMD331200	**97,07**
6.000	1.800	2.200	14,0	14,0	84	35	FMD591400	**136,23**	FMD331400	**136,23**
6.000	1.900	2.400	16,0	16,0	92	40	FMD591600	**172,80**	FMD331600	**172,80**
4.000	1.600	1.900	20,0	20,0	100	45	FMD592000	**284,99**	FMD332000	**284,99**

TOLERANCES ACCORDING TO DIN 7160 & 7161

Tolerance range in **µm** / Nominal diameter in mm

	1 - 3	3 - 6	6 - 10	10 - 18	18 - 30
TOL h10	0 - 40	0 - 48	0 - 58	0 - 70	0 - 84
TOL h6	0 - 6	0 - 8	0 - 9	0 - 11	0 - 13

Al

FEED 1

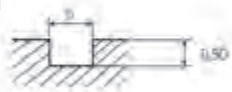

FEED 2

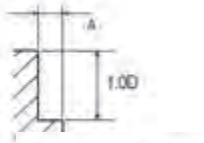

A: ϕ3 - ϕ10 = 0.25 × D
ϕ12 - ϕ20 = 0.5 × D

SOLID CARBIDE 2 & 3 FLUTES END MILLS

NEW

Al | Cu | PVC | 45° N | STRAIGHT | 2 Z | Ref. FMD69 | 3 Z | Ref. FMD23 | Micro Grain CARBIDE

LONG SERIES

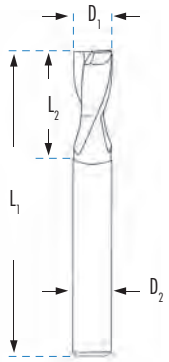

R.P.M. & FEED							FMD69		FMD23
Al			TOL -0,05	TOL h6			2 Z		3 Z
R.P.M rev./min.	FEED 1 mm/min	FEED 2 mm/min	D_1 mm	D_2 mm	L_1 mm	L_2 mm	€		€
10.000	1.200	1.500	6,0	6,0	80	25	FMD690600	**40,33**	FMD230600	**40,33**
8.000	1.400	1.800	8,0	8,0	90	35	FMD690800	**57,47**	FMD230800	**57,47**
8.000	1.700	2.100	10,0	10,0	100	45	FMD691000	**84,49**	FMD231000	**84,49**
8.000	2.100	2.600	12,0	12,0	100	50	FMD691200	**111,63**	FMD231200	**111,63**
6.000	1.800	2.200	14,0	14,0	165	65	FMD691400	**156,66**	FMD231400	**156,66**
6.000	1.900	2.400	16,0	16,0	150	65	FMD691600	**198,72**	FMD231600	**198,72**
4.000	1.600	1.900	20,0	20,0	150	70	FMD692000	**327,74**	FMD232000	**327,74**

TOLERANCES ACCORDING TO DIN 7160 & 7161

Tolerance range in **µm** / Nominal diameter in mm

	1 - 3	3 - 6	6 - 10	10 - 18	18 - 30
TOL h10	0 - 40	0 - 48	0 - 58	0 - 70	0 - 84
TOL h6	0 - 6	0 - 8	0 - 9	0 - 11	0 - 13

Al

FEED 1

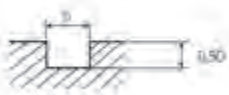

FEED 2

A: ϕ3 - ϕ10 = 0.25 × D
ϕ12 - ϕ20 = 0.5 × D

SOLID CARBIDE 2 FLUTES BALL NOSE END MILLS

NEW | Al | Cu | PVC | 40° N | STRAIGHT | 2 Z

Ref. FMD93
Ref. FMD94

Micro Grain CARBIDE

SHORT SERIES

R.P.M. & FEED								FMD93
Al			TOL -0,05	TOL h6				2 Z
R.P.M rev./min.	FEED 1 mm/min	FEED 2 mm/min	D_1 mm	D_2 mm	L_1 mm	L_2 mm		€
10.000	700	900	3,0	6,0	50	6	FMD930300	25,20
10.000	900	1.100	4,0	6,0	50	8	FMD930400	28,72
10.000	1.000	1.300	5,0	6,0	50	10	FMD930500	30,38
10.000	1.200	1.500	6,0	6,0	50	12	FMD930600	35,75
8.000	1.400	1.800	8,0	8,0	60	15	FMD930800	44,13
8.000	1.700	2.100	10,0	10,0	72	20	FMD931000	66,32
8.000	2.100	2.600	12,0	12,0	75	24	FMD931200	82,39
6.000	1.800	2.200	14,0	14,0	83	26	FMD931400	121,97
6.000	1.900	2.400	16,0	16,0	92	30	FMD931600	154,32
4.000	1.600	1.900	20,0	20,0	100	40	FMD932000	237,86

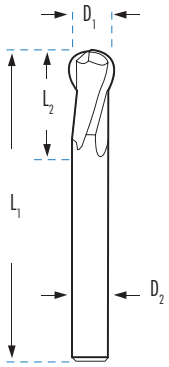

LONG SERIES

R.P.M. & FEED									FMD94
Al			TOL -0,05	TOL h6					2 Z
R.P.M rev./min.	FEED 1 mm/min	FEED 2 mm/min	D_1 mm	D_2 mm	D_3 mm	L_3 mm	L_1 mm	L_2 mm		€
10.000	1.200	1.500	6,0	6,0	5,5	35	80	12	FMD940600	42,33
8.000	1.400	1.800	8,0	8,0	7,5	35	90	15	FMD940800	47,06
8.000	1.700	2.100	10,0	10,0	9,5	45	100	20	FMD941000	75,00
8.000	2.100	2.600	12,0	12,0	11,5	50	100	24	FMD941200	94,47
6.000	1.900	2.400	16,0	16,0	15,5	92	150	30	FMD941600	185,21
4.000	1.600	1.900	20,0	20,0	19,5	92	150	40	FMD942000	270,23

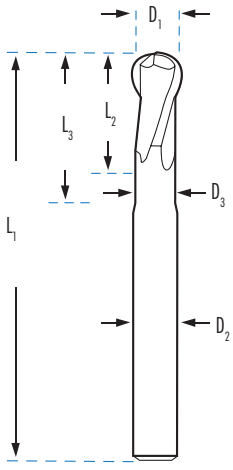

SOLID CARBIDE 3 TO 4 FLUTES END MILLS

Ref. FMG13

INOX | 45 HRc | Ti | INC | SOLID CARBIDE | 50° | WELDON | TiAlN | 3-4 Z | Micro Grain CARBIDE

SHORT SERIES

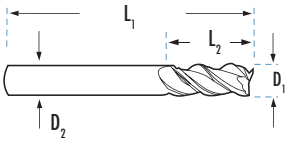

R.P.M. & FEED

<30 HRc R.P.M. rev./min	<30 HRc FEED mm/min	30-45 HRc R.P.M. rev./min	30-45 HRc FEED mm/min	INOX R.P.M. rev./min	INOX FEED mm/min	INC R.P.M. rev./min	INC FEED mm/min
4.200	310	2.520	180	2.100	160	920	40
3.260	310	2.000	140	1.680	140	740	40
2.740	250	1.680	120	1.370	120	620	30
2.200	200	1.360	100	1.050	100	460	25
1.940	175	1.210	85	950	85	410	20
1.680	150	1.060	70	840	70	350	20
1.360	115	840	60	670	60	300	15

FMG13

	TOL -0,03 D_1 mm	TOL h6 D_2 mm	L_1 mm	L_2 mm	Z	€
FMG130800	8,0	8	60	19	3	30,99*
FMG131000	10,0	10	70	22	3	45,78*
FMG131200	12,0	12	75	25	3	62,74*
FMG131600	16,0	16	90	32	3	103,96*
FMG131800	18,0	18	90	32	3	121,54*
FMG132000	20,0	20	100	28	4	137,83*
FMG132500	25,0	25	120	45	4	220,44*

*Available until end of stock

TOLERANCES ACCORDING TO DIN 7160 & 7161

Tolerance range in **µm** / Nominal diameter in mm

	1 - 3	3 - 6	6 - 10	10 - 18	18 - 30
TOL e8	- 14 - 28	- 20 - 38	- 25 - 47	- 32 - 59	- 40 - 73
TOL h6	0 - 6	0 - 8	0 - 9	0 - 11	0 - 13

SOLID CARBIDE 3 TO 5 FLUTES FINE ROUGHING END MILLS

NF | INOX | Ref. FMG15 | Ref. FMG16 | 45 HRc | Ti | INC | SOLID CARBIDE | 30° | WELDON | TiAlN | Micro Grain CARBIDE

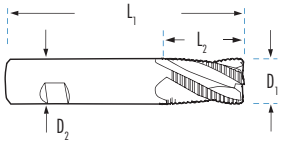

SHORT SERIES

R.P.M. & FEED

<30 HRc R.P.M. rev./min	<30 HRc FEED mm/min	30-45 HRc R.P.M. rev./min	30-45 HRc FEED mm/min	INOX R.P.M. rev./min	INOX FEED mm/min	INC R.P.M. rev./min	INC FEED mm/min
15.600	2.320	12.400	840	8.400	570	2.400	190
13.600	2.320	10.800	840	7.350	570	2.100	190
11.600	2.320	9.200	840	6.300	570	1.800	190
10.400	2.320	8.400	840	5.700	570	1.550	190
9.200	2.320	7.600	840	5.100	570	1.300	190
8.000	2.400	6.000	800	4.200	570	1.200	190
6.800	2.400	5.200	840	3.600	570	900	130
6.000	2.400	4.800	760	3.300	510	800	110
4.800	2.160	3.600	560	2.400	360	660	100
4.300	2.150	3.200	620	2.160	410	600	100

FMG15

	TOL h10 D1 mm	TOL h6 D2 mm	L1 mm	L2 mm	Z	€
FMG150600	6,0	6	54	7	3	23,07*
FMG150700	7,0	8	58	8	3	26,96*
FMG150800	8,0	8	58	9	3	26,96*
FMG150900	9,0	10	66	13	4	40,20*
FMG151000	10,0	10	66	14	4	40,20*
FMG151200	12,0	12	73	16	4	51,57*
FMG151400	14,0	14	75	18	4	62,55*
FMG151600	16,0	16	82	22	4	83,93*
FMG152000	20,0	20	92	26	4	121,49*
FMG152500	25,0	25	110	25	5	189,26*

*Available until end of stock

LONG SERIES

R.P.M. & FEED

<30 HRc R.P.M. rev./min	<30 HRc FEED mm/min	30-45 HRc R.P.M. rev./min	30-45 HRc FEED mm/min	INOX R.P.M. rev./min	INOX FEED mm/min	INC R.P.M. rev./min	INC FEED mm/min
13.600	2.320	10.800	840	7.350	570	2.100	190
11.600	2.320	9.200	840	6.300	570	1.800	190
9.200	2.320	7.600	840	5.100	570	1.300	190
6.800	2.400	5.200	840	3.600	570	900	130
6.000	2.400	4.800	760	3.300	510	800	110
4.800	2.160	3.600	560	2.400	360	660	100
4.300	2.150	3.200	620	2.160	410	600	100

FMG16

	TOL h10 D1 mm	TOL h6 D2 mm	L1 mm	L2 mm	Z	€
FMG160700	7,0	8	63	16	3	28,97*
FMG160800	8,0	8	63	16	3	28,97*
FMG161000	10,0	10	72	22	4	43,21*
FMG161400	14,0	14	83	26	4	67,24*
FMG161600	16,0	16	92	32	4	90,23*
FMG162000	20,0	20	104	38	4	130,63*
FMG162500	25,0	25	121	45	5	203,50*

*Available until end of stock

TOLERANCES ACCORDING TO DIN 7160 & 7161

Tolerance range in µm / Nominal diameter in mm

	1 - 3	3 - 6	6 - 10	10 - 18	18 - 30
TOL e8	0 - 40	0 - 48	0 - 58	0 - 70	0 - 84
TOL h6	0 - 6	0 - 8	0 - 9	0 - 11	0 - 13

SOLID CARBIDE 4 TO 6 FLUTES FINE ROUGHING END MILLS

NF | INOX | Ref. FMG17 | 45 HRc | INC | SOLID CARBIDE | 45° | WELDON | TiAlN | 4-6 Z | Micro Grain CARBIDE

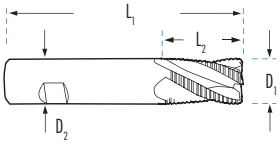

SHORT SERIES

R.P.M. & FEED

<30 HRc R.P.M. rev./min	<30 HRc FEED mm/min	30-45 HRc R.P.M. rev./min	30-45 HRc FEED mm/min	INOX R.P.M. rev./min	INOX FEED mm/min	INC R.P.M. rev./min	INC FEED mm/min
11.600	2.320	9.200	840	6.300	570	1.800	190
8.000	2.400	6.000	800	4.200	570	1.200	190
6.000	2.400	4.800	760	3.300	510	800	110
4.800	2.160	3.600	560	2.400	360	660	100

FMG17

	TOL h10 D1 mm	TOL h6 D2 mm	L1 mm	L2 mm	Z	€
FMG170800	8,0	8	58	9	4	26,96*
FMG171200	12,0	12	73	16	4	51,57*
FMG171600	16,0	16	82	22	5	83,93*
FMG172000	20,0	20	92	26	6	107,99*

*Available until end of stock

CARBIDE 3 TO 6 FLUTES FINE ROUGHING END MILLS

NF | INOX | Ref. FMG18 | 45 HRc | INC | SOLID CARBIDE | 45° | WELDON | TiAlN | 3-6 Z | Micro Grain CARBIDE

LONG SERIES

R.P.M. & FEED

<30 HRc R.P.M. rev./min	<30 HRc FEED mm/min	30-45 HRc R.P.M. rev./min	30-45 HRc FEED mm/min	INOX R.P.M. rev./min	INOX FEED mm/min	INC R.P.M. rev./min	INC FEED mm/min
20.100	4.600	18.400	1.700	12.600	1.040	3.800	399
15.600	2.320	12.400	840	8.400	570	2.400	190
13.600	2.320	10.800	840	7.350	570	2.100	190
11.600	2.320	9.200	840	6.300	570	1.800	190
9.200	2.320	7.600	840	5.100	570	1.300	190
6.800	2.400	5.200	840	3.600	570	900	130
6.000	2.400	4.800	760	3.300	510	800	110
4.800	2.160	3.600	560	2.400	360	660	100
4.300	2.150	3.200	620	2.160	410	600	100

FMG18

	TOL h10 D1 mm	TOL h6 D2 mm	L1 mm	L2 mm	Z	€
FMG180400	4,0	6	57	11	3	24,07*
FMG180600	6,0	6	57	16	4	24,07*
FMG180700	7,0	8	63	16	4	28,13*
FMG180800	8,0	8	63	16	4	28,13*
FMG181000	10,0	10	72	22	4	41,95*
FMG181400	14,0	14	83	26	5	65,28*
FMG181600	16,0	16	92	32	5	87,61*
FMG182000	20,0	20	104	38	6	140,91*
FMG182500	25,0	25	121	45	6	246,97*

*Available until end of stock

SOLID CARBIDE 4 TO 6 FLUTES FINE ROUGHING END MILLS

NF | INOX | Ref. FMG19 | INC | 45 HRc | SOLID CARBIDE | 45° | WELDON | TiAlN | 4-6 Z | Micro Grain CARBIDE

LONG SERIES

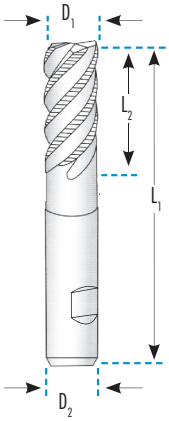

	TOL h10 D_1 mm	TOL h6 D_2 mm	D_3 mm	L_1 mm	L_2 mm	L_3 mm	Z	FMG19 €
FMG190600	6,0	6	5,5	57	16	20	4	29,72*
FMG190800	8,0	8	7,5	63	16	26	4	34,74*
FMG191000	10,0	10	9,5	72	22	31	4	51,82*
FMG191200	12,0	12	11,5	83	26	37	4	66,49*
FMG191600	16,0	16	15,5	100	32	51	5	86,66*
FMG192000	20,0	20	19,2	110	38	59	6	139,31*

*Available until end of stock

R.P.M. & FEED

R.P.M. rev./min	<30 HRc FEED 1 mm/min	R.P.M. rev./min	30-45 HRc FEED 1 mm/min	R.P.M. rev./min	INOX FEED 1 mm/min	R.P.M. rev./min	INC FEED 1 mm/min
15.600	2.320	12.400	840	8.400	570	2.400	190
11.600	2.320	9.200	840	6.300	570	1.800	190
9.200	2.320	7.600	840	5.100	570	1.300	190
8.000	2.400	6.000	800	4.200	570	1.200	190
6.000	2.400	4.800	760	3.300	510	800	110
4.800	2.160	3.600	560	2.400	360	660	100

TOLERANCES ACCORDING TO DIN 7160 & 7161

Tolerance range in µm / Nominal diameter in mm

	1 - 3	3 - 6	6 - 10	10 - 18	18 - 30
TOL h10	0 - 40	0 - 48	0 - 58	0 - 70	0 - 84
TOL h6	0 - 6	0 - 8	0 - 9	0 - 11	0 - 13

SOLID CARBIDE 2 FLUTES STUB CUT END MILLS

70 HRc | Ref. FMG01 | SOLID CARBIDE | 30° | STRAIGHT | BLUE | 2 Z | Micro Grain CARBIDE

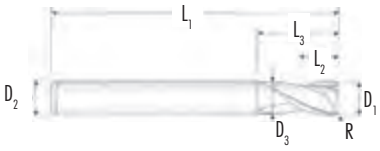

R.P.M. & FEED

R.P.M. rev./min.	50-55 HRc FEED mm/min	R.P.M. rev./min.	55-60 HRc FEED mm/min	R.P.M. rev./min.	60-65 HRc FEED mm/min	R.P.M. rev./min.	65-70 HRc FEED mm/min
25.500	360	20.500	215	16.000	135	12.500	88
21.500	390	17.500	240	13.500	150	11.000	102
11.500	420	9.500	260	7.500	160	6.400	115
10.150	430	8.350	270	6.550	165	5.575	118
8.800	440	7.200	270	5.600	170	4.750	118
8.550	470	6.800	280	5.350	175	4.600	125
6.900	480	5.300	280	4.200	180	3.700	130
4.100	415	3.200	240	2.550	155	2.200	112
3.500	415	2.650	240	2.100	155	1.860	112
2.600	365	2.000	210	1.600	135	1.400	98
2.050	335	1.600	295	1.300	125	1.100	88

FMG01

	Special TOL D_1 mm	TOL h6 D_2 mm	D_3 mm	L_1 mm	L_2 mm	L_3 mm	R	€
FMG010100	1,0	3	-	40	1,5	-	0,1	17,54*
FMG010150	1,5	3	-	40	2,2	-	0,1	17,54*
FMG010300	3,0	6	2,9	45	4,0	7	0,1	23,24*
FMG010350	3,5	6	3,3	45	5,0	9	0,1	23,24*
FMG010400	4,0	6	3,8	45	5,0	9	0,1	23,24*
FMG010450	4,5	6	4,3	45	6,0	10	0,1	23,24*
FMG010600	6,0	6	5,8	50	7,0	14	0,2	23,24*
FMG011000	10,0	10	9,7	75	12,0	25	0,2	43,92*
FMG011200	12,0	12	11,7	75	15,0	30	0,3	60,56*
FMG011600	16,0	16	15,7	90	18,0	38	0,3	100,97*
FMG012000	20,0	20	19,7	100	24,0	45	0,3	133,56*

*Available until end of stock

SOLID CARBIDE 4 FLUTES STUB CUT END MILLS

70 HRc | Ref. FMG04 | SOLID CARBIDE | 30° | STRAIGHT | BLUE | 4 Z | Micro Grain CARBIDE

R.P.M. & FEED

R.P.M. rev./min.	50-55 HRc FEED mm/min	R.P.M. rev./min.	55-60 HRc FEED mm/min	R.P.M. rev./min.	60-65 HRc FEED mm/min	R.P.M. rev./min.	65-70 HRc FEED mm/min
25.500	710	20.500	430	16.000	270	12.500	175
21.500	775	17.500	475	13.500	295	11.000	200
17.500	840	14.500	520	11.000	320	9.500	230
11.500	840	9.500	520	7.500	320	6.400	230
10.150	860	8.350	530	6.550	328	5.575	240
8.800	880	7.200	540	5.600	335	4.750	240
8.550	940	6.800	560	5.350	353	4.600	255
6.900	950	5.300	560	4.200	350	3.700	260
4.100	840	3.200	480	2.550	310	2.200	220
3.500	840	2.650	480	2.100	300	1.860	220
2.600	730	2.000	420	1.600	270	1.400	200
2.050	650	1.600	380	1.300	250	1.100	180

FMG04

	Special TOL D_1 mm	TOL h6 D_2 mm	D_3 mm	L_1 mm	L_2 mm	L_3 mm	R	€
FMG040100	1,0	3	-	40	1,5	-	0,1	17,54*
FMG040150	1,5	3	-	40	2,2	-	0,1	17,54*
FMG040200	2,0	3	1,9	40	3,0	6	0,1	15,91*
FMG040300	3,0	6	2,9	45	4,0	7	0,1	23,24*
FMG040350	3,5	6	3,3	45	5,0	9	0,1	23,24*
FMG040400	4,0	6	3,8	45	5,0	9	0,1	23,24*
FMG040450	4,5	6	4,3	45	6,0	10	0,1	23,24*
FMG040600	6,0	6	5,8	50	7,0	14	0,2	23,24*
FMG041000	10,0	10	9,7	75	12,0	25	0,2	43,92*
FMG041200	12,0	12	11,7	75	15,0	30	0,3	60,56*
FMG041600	16,0	16	15,7	90	18,0	38	0,3	100,97*
FMG042000	20,0	20	19,7	100	24,0	45	0,3	133,56*

*Available until end of stock

SOLID CARBIDE 2 FLUTES STUB CUT END MILLS

70 HRc | Ref. FMG02 | SOLID CARBIDE | 30° | STRAIGHT | BLUE | 2 Z | Micro Grain CARBIDE



SHORT SERIES

R.P.M. & FEED

50-55 HRc		55-60 HRc		60-65 HRc		65-70 HRc	
R.P.M rev./min.	FEED 1 mm/min	R.P.M rev./min.	FEED 1 mm/min	R.P.M rev./min.	FEED 1 mm/min	R.P.M rev./min.	FEED 1 mm/min
57.000	4.000	54.000	3.400	51.000	2.700	48.000	2.300
48.500	4.000	44.500	3.275	41.500	2.750	38.250	2.300
40.000	4.000	35.000	3.150	32.000	2.800	28.500	2.300
26.500	4.000	23.500	3.150	21.000	2.800	19.000	2.300
15.000	3.750	13.500	3.050	11.500	2.550	10.500	2.100
11.000	3.100	10.000	2.500	8.800	2.150	8.000	1.750
9.000	2.700	8.000	2.150	7.000	1.850	6.500	1.550
7.500	2.400	6.600	1.900	5.800	1.650	5.300	1.380
5.600	1.900	5.000	1.550	4.400	1.250	4.000	1.050
5.000	1.800	4.500	1.450	3.950	1.125	3.600	950
4.000	1.600	3.600	1.275	3.150	900	2.875	750
3.600	1.500	3.200	1.200	2.800	800	2.550	660
-	-	-	-	-	-	-	-

FMG02

	Special TOL	TOL h6					TOL R	
	D_1 mm	D_2 mm	D_3 mm	L_1 mm	L_2 mm	L_3 mm	R	€
FMG020100	1,0	4	0,95	50	1,0	2,2	0,5	28,92*
FMG020150	1,5	4	1,40	50	1,5	3,0	0,8	28,92*
FMG020200	2,0	4	1,90	50	2,0	4,0	1,0	27,46*
FMG020300	3,0	6	2,90	60	3,0	6,0	1,5	27,46*
FMG020500	5,0	6	4,90	80	5,0	10,0	2,5	29,55*
FMG020600	6,0	6	5,90	90	6,0	12,0	3,0	31,69*
FMG020800	8,0	8	7,90	100	8,0	16,0	4,0	49,45*
FMG021000	10,0	10	9,90	100	10,0	20,0	5,0	81,55*
FMG021200	12,0	12	11,90	110	12,0	24,0	6,0	104,68*
FMG021400	14,0	14	13,80	110	14,0	28,0	7,0	105,90*
FMG021800	18,0	18	17,80	140	18,0	36,0	9,0	150,96*
FMG022000	20,0	20	19,80	160	20,0	40,0	10,0	213,94*
FMG022500	25,0	25	24,80	180	25,0	50,0	12,5	346,80*

*Available until end of stock

TOLERANCES ACCORDING TO DIN 7160 & 7161

Tolerance range in **µm** / Nominal diameter in mm

	1 - 3	3 - 6	6 - 10	10 - 18	18 - 30
Special TOL	0 - 12	0 - 12	0 - 15	0 - 15	0 - 15
TOL h6	0 - 6	0 - 8	0 - 9	0 - 11	0 - 13
TOL R	0 - 5	0 - 10	0 - 10	0 - 10	0 - 10

SOLID CARBIDE 6 FLUTES END MILLS

70 HRc | Ref. FMG06 | SOLID CARBIDE | 45° | STRAIGHT | BLUE | 6 Z | Micro Grain CARBIDE



SHORT SERIES

R.P.M. & FEED

50-55 HRc		55-60 HRc		60-65 HRc		65-70 HRc	
R.P.M rev./min.	FEED 1 mm/min	R.P.M rev./min.	FEED 1 mm/min	R.P.M rev./min.	FEED 1 mm/min	R.P.M rev./min.	FEED 1 mm/min
12.000	4.600	10.000	3.100	8.000	2.000	6.000	1.400
9.500	4.100	8.000	2.900	6.400	1.800	4.800	1.300
8.000	3.800	6.600	2.500	5.300	1.600	4.000	1.150

FMG06

	Special TOL	TOL h6					TOL R	
	D1 mm	D2 mm	D3 mm	L1 mm	L2 mm	L3 mm	R	€
FMG060800	8,0	8	7,65	60	8	24	0,5	39,65*
FMG061000	10,0	10	9,65	70	10	30	1,0	61,85*
FMG061200	12,0	12	11,60	75	12	30	1,0	73,88*

*Available until end of stock

LONG SERIES

R.P.M. & FEED

50-55 HRc		55-60 HRc		60-65 HRc		65-70 HRc	
R.P.M rev./min.	FEED 1 mm/min	R.P.M rev./min.	FEED 1 mm/min	R.P.M rev./min.	FEED 1 mm/min	R.P.M rev./min.	FEED 1 mm/min
16.000	4.900	13.500	3.300	10.500	2.100	8.000	1.450
12.000	4.600	10.000	3.100	8.000	2.000	6.000	1.400
9.500	4.100	8.000	2.900	6.400	1.800	4.800	1.300
8.000	3.800	6.600	2.500	5.300	1.600	4.000	1.150
8.000	3.800	6.600	2.500	5.300	1.600	4.000	1.150
6.000	3.400	5.000	2.300	4.000	1.250	3.000	870
6.000	3.400	5.000	2.300	4.000	1.250	3.000	870
4.800	3.200	4.000	2.100	3.200	1.020	2.400	690
4.800	3.200	4.000	2.100	3.200	1.020	2.400	690
4.800	3.200	4.000	2.100	3.200	1.020	2.400	690

FMG07

	Special TOL	TOL h6				
	D1 mm	D2 mm	L1 mm	L2 mm	R	€
FMG070600	6,0	6	70	13	0,5	37,77*
FMG070800	8,0	8	90	19	0,5	47,34*
FMG071000	10,0	10	100	22	0,5	71,32*
FMG071200	12,0	12	110	26	0,5	97,28*
FMG071201	12,0	12	110	26	1,0	108,95*
FMG071600	16,0	16	130	32	1,0	131,24*
FMG071601	16,0	16	130	32	1,5	143,33*
FMG072000	20,0	20	140	38	1,0	192,06*
FMG072001	20,0	20	140	38	1,5	209,81*
FMG072002	20,0	20	140	38	2,0	209,81*

*Available until end of stock

TOLERANCES ACCORDING TO DIN 7160 & 7161

Tolerance range in **µm** / Nominal diameter in mm

	1 - 3	3 - 6	6 - 10	10 - 18	18 - 30
Special TOL	0 - 12	0 - 12	0 - 15	0 - 15	0 - 15
TOL h6	0 - 6	0 - 8	0 - 9	0 - 11	0 - 13

SOLID CARBIDE 2 FLUTES MINIATURE END MILLS

70 HRc | Ref. FMG09 | SOLID CARBIDE | 30° | STRAIGHT | BLUE | 2 Z | TOL D1 -0,012 | TOL D2 h6 | Micro Grain CARBIDE

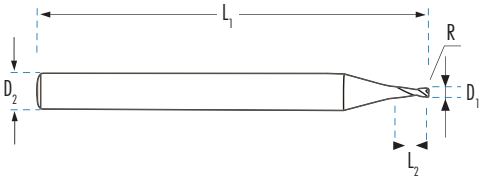

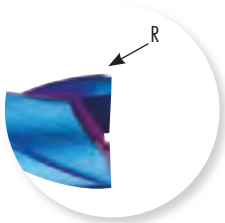

	D1 mm	D2 mm	L1 mm	L2 mm	R	FMG09 €
FMG090040	0,40	6	50	0,60	-	63,50*
FMG090050	0,50	6	50	0,70	0,05	55,24*
FMG090060	0,60	6	50	0,90	0,05	53,14*
FMG090080	0,80	6	50	1,20	0,05	48,97*
FMG090100	1,00	6	50	1,50	0,10	46,93*
FMG090120	1,20	6	50	1,80	0,10	46,93*
FMG090150	1,50	6	50	2,20	0,15	46,93*
FMG090200	2,00	6	50	2,20	0,15	42,53*

*Available until end of stock

70 HRc | Ref. FMG08 | SOLID CARBIDE | 30° | STRAIGHT | BLUE | 2 Z | TOL D1 -0,012 | TOL D2 h6 | Micro Grain CARBIDE

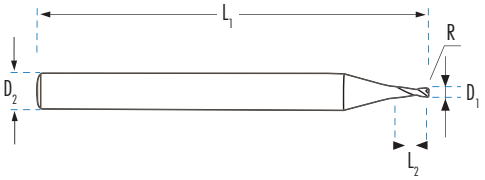

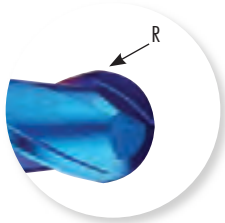

	D1 mm	D2 mm	L1 mm	L2 mm	R	FMG08 €
FMG080040	0,40	6	50	0,40	0,20	68,68*
FMG080050	0,50	6	50	0,50	0,25	63,40*
FMG080060	0,60	6	50	0,60	0,30	58,13*
FMG080080	0,80	6	50	0,80	0,40	47,41*
FMG080100	1,00	6	50	1,00	0,50	44,64*
FMG080120	1,20	6	50	1,20	0,60	44,64*
FMG080150	1,50	6	50	1,50	0,75	44,64*
FMG080200	2,00	6	50	2,00	1,00	40,45*

*Available until end of stock

SPECIAL CARBIDE END MILLS FOR ALUCOBOND

Ref. FFALUC — **CARBIDE TIPPED**

Ref. FFALUC...MDI — **SOLID CARBIDE**

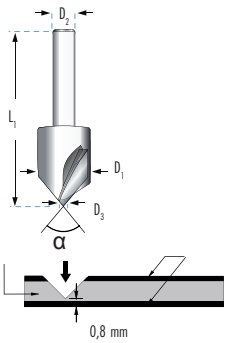

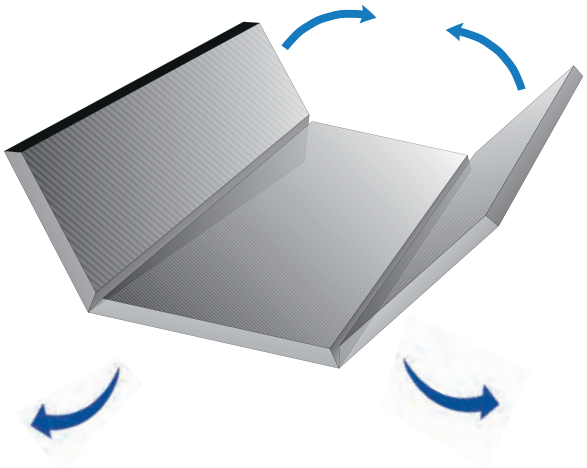

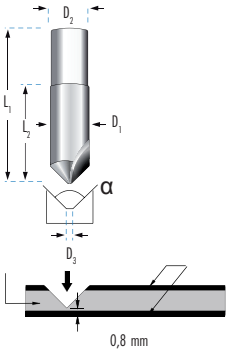

CARBIDE TIPPED

	D1 mm	D2 mm	D3 mm	L1 mm	α	FFALUC €
FFALUC1600	16,00	8	2,5	55	90º	**235,54**
FFALUC1800	18,00	8	2,5	55	90º	**248,06**
FFALUC2000	20,00	8	2,5	55	90º	**264,49**
FFALUC1600-135	16,00	8	2,3	55	135º	**235,54**
FFALUC1800-135	18,00	8	2,3	55	135º	**248,06**
FFALUC2000-135	20,00	8	2,3	55	135º	**264,49**

SOLID CARBIDE

	D1 mm	D2 mm	D3 mm	L1 mm	L2 mm	α	FFALUC...MDI €
FFALUC1400MDI	14,00	14	2,5	50	14	90º	**140,90**
FFALUC1600MDI	16,00	16	2,5	50	16	90º	**160,35**
FFALUC1800MDI	18,00	18	2,5	50	18	90º	**184,97**
FFALUC1400MDI-135	14,00	14	0,5	50	14	135º	**140,90** *
FFALUC1600MDI-135	16,00	16	0,5	50	16	135º	**160,35** *
FFALUC1800MDI-135	18,00	18	0,5	50	18	135º	**184,97** *

*Available until end of stock

BLUE-MASTER® by celesa

2026 PRICE LIST

GROSS PRICE 2025 + 7%

Effective from 4 May 2026

SHELL MILLING CUTTERS

SIDE AND FACE MILLING CUTTERS CROSS TEETH

Ref. FF56

HSSCo

DIN 885A

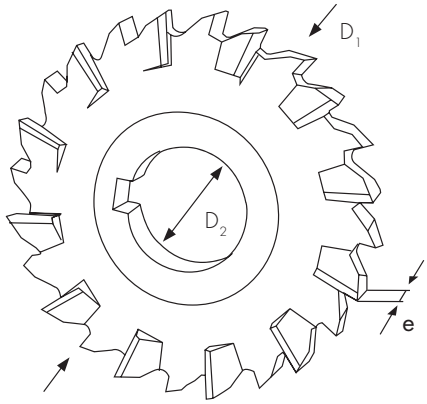

D1 mm	e mm	D2 mm	Z	FF56 €
50	4,0	16	12	105,51
50	5,0	16	12	105,51
50	6,0	16	12	122,26
50	8,0	16	12	119,07
50	10,0	16	12	131,11
63	1,6	22	16	225,97
63	2,0	22	16	200,06
63	2,5	22	16	204,24
63	3,0	22	16	209,84
63	4,0	22	12	121,74
63	5,0	22	12	121,74
63	6,0	22	12	125,18
63	8,0	22	12	136,42
63	10,0	22	12	146,79
63	12,0	22	12	156,73
63	14,0	22	12	168,81
63	16,0	22	12	177,69
63	18,0	22	12	212,30
80	1,6	27	20	225,86
80	2,0	27	20	219,38
80	2,5	27	20	223,04
80	3,0	27	20	218,61
80	4,0	27	20	261,53
80	5,0	27	14	165,39
80	6,0	27	14	169,29
80	8,0	27	14	178,66
80	10,0	27	14	191,20
80	12,0	27	14	204,67
80	14,0	27	14	218,86
80	16,0	27	14	223,91
80	18,0	27	14	240,19
80	20,0	27	14	264,10

D1 mm	e mm	D2 mm	Z	FF56 €
100	1,6	32	24	270,18
100	2,0	32	24	268,72
100	2,5	32	24	268,46
100	3,0	32	24	260,64
100	4,0	32	24	281,00
100	5,0	32	24	297,89
100	6,0	32	16	232,49
100	8,0	32	16	237,39
100	10,0	32	16	246,11
100	12,0	32	16	265,06
100	14,0	32	16	291,82
100	16,0	32	16	306,08
100	18,0	32	16	337,40
100	20,0	32	16	337,40
100	22,0	32	16	378,21
100	25,0	32	16	411,41
125	1,6	32	16	341,68
125	2,0	32	16	328,64
125	2,5	32	16	336,81
125	3,0	32	16	345,01
125	4,0	32	16	369,62
125	5,0	32	16	395,65
125	6,0	32	16	405,42
125	8,0	32	18	366,68
125	10,0	32	18	376,25
125	12,0	32	18	390,51
125	14,0	32	18	424,08
125	16,0	32	18	450,31
125	18,0	32	18	476,31
125	20,0	32	18	506,77
125	22,0	32	18	577,03
125	25,0	32	18	582,62
125	28,0	32	18	636,80

D1 mm	e mm	D2 mm	Z	FF56 €
160	2,0	40	30	549,95
160	2,5	40	30	529,44
160	3,0	40	30	539,61
160	4,0	40	30	570,19
160	5,0	40	30	603,81
160	6,0	40	30	648,33
160	8,0	40	30	739,99
160	10,0	40	22	607,78
160	12,0	40	22	607,78
160	14,0	40	22	604,80
160	16,0	40	22	661,90
160	18,0	40	22	697,44
160	20,0	40	22	715,92
160	22,0	40	22	786,91
160	25,0	40	22	852,66
160	28,0	40	22	937,29
160	32,0	40	22	1.002,15
200	12,0	40	24	927,11
200	14,0	40	24	936,18
200	16,0	40	24	964,48
200	18,0	40	24	1.011,95
200	20,0	40	24	1.082,29
200	22,0	40	24	1.085,85
200	25,0	40	24	1.259,55
200	28,0	40	24	1.299,37
200	32,0	40	24	1.620,51

SIDE AND FACE MILLING CUTTERS STRAIGHT TEETH

Ref. FF59

HSSCo

DIN 885B

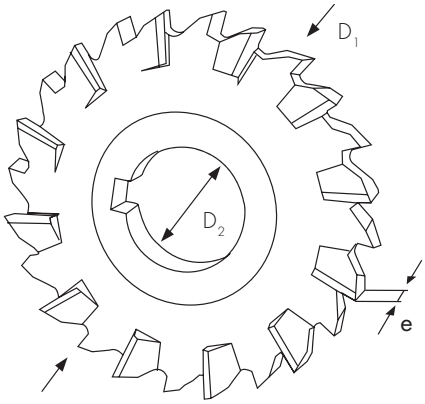

D1 mm	e mm	D2 mm	Z	FF59 €
50	4	16	16	105,18
50	5	16	16	105,18
50	6	16	16	121,90
50	8	16	16	118,72
50	10	16	16	130,73
63	4	22	18	122,53
63	5	22	18	122,53
63	6	22	18	124,16
63	8	22	18	134,98
63	10	22	18	145,25
63	12	22	18	155,57
63	14	22	18	167,54
63	16	22	18	177,22
63	18	22	18	211,66
80	5	27	20	164,82
80	6	27	20	169,17
80	8	27	20	178,52
80	10	27	20	190,57
80	12	27	20	204,04
80	14	27	20	218,20
80	16	27	20	223,87
80	18	27	20	240,15
80	20	27	20	264,05

D1 mm	e mm	D2 mm	Z	FF59 €
100	6	32	22	230,13
100	8	32	22	236,66
100	10	32	22	245,32
100	12	32	22	264,20
100	14	32	22	290,88
100	16	32	22	308,17
100	18	32	22	337,33
100	20	32	22	337,33
100	22	32	22	377,07
100	25	32	22	412,48
125	8	32	24	366,46
125	10	32	24	376,02
125	12	32	24	390,28
125	14	32	24	423,84
125	16	32	24	445,60
125	18	32	24	476,16
125	20	32	24	506,63
125	22	32	24	576,88
125	25	32	24	582,47
125	28	32	24	636,60

D1 mm	e mm	D2 mm	Z	FF59 €
160	10	40	28	607,60
160	12	40	28	607,60
160	14	40	28	604,64
160	16	40	28	661,70
160	18	40	28	697,25
160	20	40	28	715,72
160	22	40	28	786,68
160	25	40	28	852,43
160	28	40	28	937,02
160	32	40	28	1.001,86
200	12	40	30	926,84
200	14	40	30	935,92
200	16	40	30	964,22
200	18	40	30	1.011,67
200	20	40	30	1.081,98
200	22	40	30	1.085,55
200	25	40	30	1.259,21
200	28	40	30	1.299,01
200	32	40	30	1.620,07

GEAR MILLING CUTTERS

Ref. 99RFM

HSS

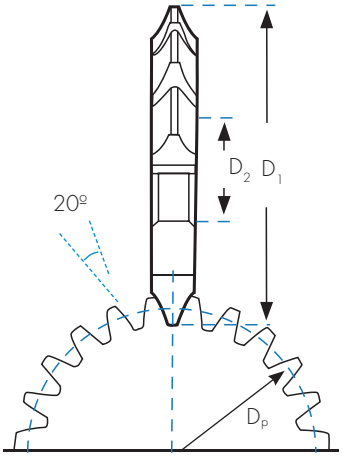

MILLING CUTTER UNIT	D1 mm	D2 mm	99RFM €
0,50	40	16	131,56
0,70	40	16	131,56
0,75	40	16	131,56
0,80	40	16	131,56
1,00	50	16	131,56
1,25	50	16	131,56
1,50	56	22	135,10
1,75	56	22	135,10
2,00	63	22	135,10
2,25	63	22	158,33
2,50	63	22	158,33
2,75	71	27	158,33
3,00	71	27	158,33
3,25	71	27	208,94
3,50	80	27	208,94
3,75	80	27	208,94
4,00	80	27	208,94
4,50	90	32	286,37
5,00	90	32	286,37
6,00	100	32	362,61
7,00	100	32	362,61

CUTTER Nº / TEETH

Nº1	Nº2	Nº3	Nº4	Nº5	Nº6	Nº7	Nº8	Set
12-13	14-16	17-20	21-25	26-34	35-54	55-134	135-∞	12-∞

* Price depends on the nº of milling cutter unit independently of the nº of teeth.

$$M = Dp / Z$$
$$M = P \times \pi$$

M=Module
Dp=Primitive diameter
Z=Nº of teeths
P=Pass (Tooth+Valley)

MULTI-FLUTE SHELL END MILLS WITH DOUBLE DRIVING SLOT

Ref. FF87 — **HSSCo** — **DIN 1880** — **30°** — FINISHING

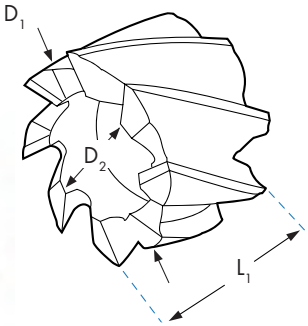

D1 mm	D2 mm	L1 mm	Z	FF87 €
40	16	32	8	138,75
50	22	36	8	190,90
63	27	40	8	260,85
80	27	45	10	369,21
100	32	50	12	594,39
125	40	56	14	954,54
160	50	63	16	1.705,96

Ref. FF88 — **HSSCo** — **DIN 1880** — **NR** — **30°** — ROUGHING

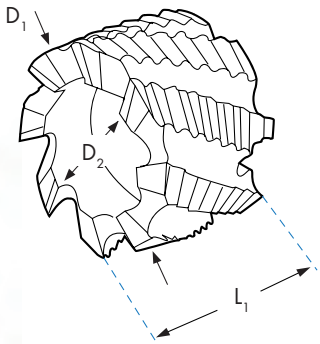

D1 mm	D2 mm	L1 mm	Z	FF88 €
40	16	32	6	200,95
50	22	36	6	249,54
63	27	40	8	330,63
80	27	45	8	485,96
100	32	50	10	801,77
125	40	56	12	1.360,22
160	50	63	14	2.360,18

MULTI-FLUTE SHELL END MILLS WITH DOUBLE DRIVING SLOT

Ref. FF89 | HSSCo | DIN 884 | 30° | PLAIN

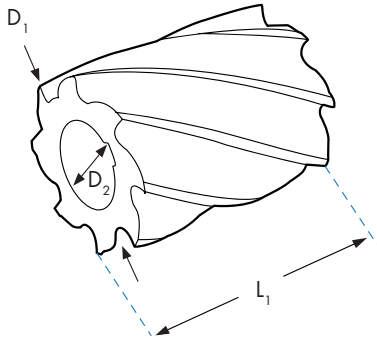

D1 mm	D2 mm	L1 mm	Z	FF89 €
50	22	63	8	173,84*
50	22	80	8	259,14*
63	27	50	8	228,11*
63	27	70	8	277,53*
80	32	63	8	384,48*
100	40	70	10	598,18*

* Till end of stock

PLAIN MILLING CUTTERS WITH SHANK

Ref. FMF87 | HSSCo 8% | 30° | FINISHING

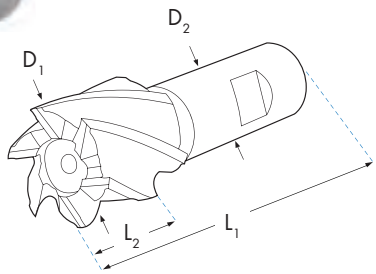

D1 mm	L2 mm	L1 mm	D2 mm	Z	FMF87 €
30	30	90	20	6	202,26
35	30	90	20	6	232,12
40	32	95	25	8	289,30

Ref. FMF88 | HSSCo 8% | NR | 30° | ROUGHING

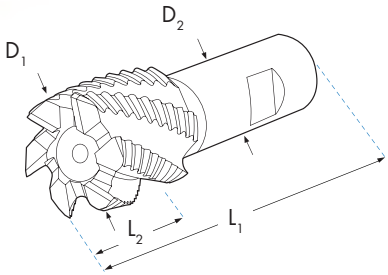

D1 mm	L2 mm	L1 mm	D2 mm	Z	FMF88 €
30	30	90	20	6	233,82
35	30	90	20	6	299,55
40	32	95	25	8	366,95

HSSCo DOUBLE ANGLE MILLING CUTTERS

Ref. FF77 — HSSCo — DIN 847 — 45°

Ref. FF78 — HSSCo — DIN 847 — 60°

Ref. FF79 — HSSCo — DIN 847 — 90°



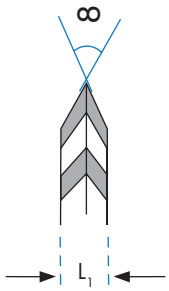

FF77

D1 mm	D2 mm	L1 mm	∞	Z	€
50	16	8	45º	20	**185,21**
63	22	10	45º	22	**220,30**
80	27	12	45º	24	**307,59**
100	32	18	45º	26	**384,54**

FF78

D1 mm	D2 mm	L1 mm	∞	Z	€
50	16	10	60º	18	**188,85**
63	22	14	60º	20	**224,63**
80	27	18	60º	22	**313,61**
100	32	25	60º	24	**392,08**

FF79

D1 mm	D2 mm	L1 mm	∞	Z	€
50	16	14	90º	16	**188,85**
63	22	20	90º	18	**224,63**
80	27	22	90º	20	**313,61**
100	32	32	90º	22	**392,08**

HSSCo SINGLE ANGLE MILLING CUTTERS

Ref. FF91 — HSSCo — DIN 842 — 50°

Ref. FF90 — HSSCo — DIN 842 — 60°



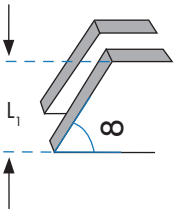

FF91

D1 mm	D2 mm	L1 mm	∞	Z	€
40	10	13	50º	14	**146,45**
50	13	16	50º	16	**180,60**
63	16	20	50º	18	**228,29**
80	22	25	50º	20	**328,91**
100	27	32	50º	22	**477,05**
125	32	40	50º	24	**787,77**
160	40	50	50º	30	**1.378,02**

FF90

D1 mm	D2 mm	L1 mm	∞	Z	€
40	10	13	60º	14	**143,60**
50	13	16	60º	16	**177,09**
63	16	20	60º	18	**223,86**
80	22	25	60º	20	**322,54**
100	27	32	60º	22	**467,77**
125	32	40	60º	24	**772,50**
160	40	50	60º	30	**1.351,27**

BLUE-MASTER® by celesa

2026 PRICE LIST

GROSS PRICE 2025 + 7%

Effective from 4 May 2026

KEY CUTTERS

LOCKSMITHING TOOLS
THE WIDEST RANGE OF TOOLS FOR LOCKSMITHS

DIN 338 | CARBIDE TIPPED | 118° | 30° "N" | BRIGHT | CAST IRON

Ø mm	L1 x L2 mm		BC7 €/U.			BC7B €/U.
6,00	93 x 57	BC70600	22,79	BC70600B	1	26,91

Carbide Tipped twist drill (DIN 338) for hard metals. High hardness twist drill for hard metals use in locksmithing. Go to page 51 for full information.

DIN 338 | HSSCo 5% | 135° | 30° "N" | GOLD | 120 Kg/mm²

Ø mm	L1 x L2 mm			BC5 €/U.			BC5F €			BC5B €
6,00	93 x 57	BC50600	10	4,97	BC50600F	1	5,55	BC50600B	1	6,44

HSSCo twist drill (DIN 338) for metals of 120 Kg/mm². High hardness twist drill for general use in locksmithing. Go to page 50 for full information.

DIN 338 | CARBIDE TIPPED | 135° | 30° "N" | BRIGHT | 70 HRc

Ø mm	L1 x L2 mm		BC98 €/U.		BC98B €/U.
6,00	93 x 57	BC980600	16,84	BC980600B	20,96

Carbide Tipped twist drill (DIN 338) for very hard metals. High hardness twist drill for very hard metals use in locksmithing. Go to page 51 for full information.

SOLID CARBIDE | TOL D1 h7 | TOL D2 h6 | 140° | 15° "H" | TiAlN | HARDOX 600 | HIGH PERFORMANCE | 70 HRc

Ø mm	L1 x L2 mm		BC85 €/U.		BC85B €/U.
6,00	75 x 35	BC850600	82,78	BC850600B	87,93

Solid Carbide Drill for hardened steel (up to 70 HRc). Maximum hardness drill for hardened metals use in locksmithing. Go to page 70 for full information.

Upon demand we can provide our package of an electromagnetic anti-theft device with an additional charge of 0,07 € per unit. They can be placed in all the products or randomly.

CARBIDE DRILLS FOR CYLINDER

SOLID CARBIDE

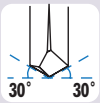

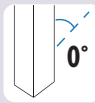

Solid Carbide square section drill for cylinders and anti-drilling pins.
The drill Nº1 to drill high hardness cylinders.

* for antidrilling pins cylinder we recommend to drill at 300 RPM.



D1 mm	D2 mm	L2 mm	L1 mm	1U.	€		€
6	6	33	60	BCC06X60MD	61,93	BCC06X60MDB	67,08

SPECIAL ROTARY BURRS FOR CYLINDERS

TYPE C

CARBIDE / HSS

Solid Carbide Rotary Burr for locksmith use, also known as Vampire. Semi-spherical geometry and total lengths from 60 to 150mm. The most appropriate burr for cylinders. Select the adequate option for your application among our wide range.

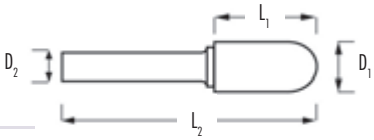

	D1 mm	D2 mm	L1 mm	L2 mm					
3 mm. SHANK	3.0	3	25.0	60	HSS	Y548TG2	21,84	Y548TG2B	26,04
	3.0	3	25.0	60	Monobloc	C30325-6	37,80	C30325-6B	41,96
6 mm. SHANK	6.0	6	25.0	50	Monobloc	C60625-6	41,07	C60625-6B	45,23
	6.0	6	25.0	60	Monobloc	C60625-60-6	46,26	C60625-60-6B	50,42
	6.0	6	25.0	80	Monobloc	C60625-80-6	55,27	C60625-80-6B	59,43
	6.0	6	25.0	100	Monobloc	C60625-100-6	61,66	C60625-100-6B	65,82
	6.0	6	25.0	120	Monobloc	C60625-120-6	92,50	C60625-120-6B	96,66
	6.0	6	25.0	150	Monobloc	C60625-150-6	123,33	C60625-150-6B	127,49

REFERENCE	**SETC60625**
QUANTITY	4
CONTENT	C60625-100-6 / C60625-80-6 C60625-60-6 /C60625-6
P.V.P. €	**198,81**

CYLINDRICAL SOLID CARBIDE ROTARY BURR WITH DRILL TIP AND SERRATED FLUTES

NEW

Ref. RCC

CARBIDE | 66 HRc | INOX | Cu-Ni-La | PHENOLIC

Specially suited for drilling high-security armoured cylinders.
High-precision drilling thanks to its centring drill tip.
The 2 serrated flutes grind the material during milling, allowing an optimal tool sliding.
Its flutes relieve operating stress, providing excellent chip evacuation.
Use it with a powerful straight grinder. If possible, with speed regulation. 14,000–28,000 rpm for optimal performance.



D1 mm	D2 mm	L1 mm	L2 mm		€
5.0	5	20.0	50	RCC0500	38,46
6.0	6	25.0	63	RCC0600	45,74
8.0	8	25.0	63	RCC0800	76,15
10.0	10	25.0	63	RCC1000	96,74

CYLINDER WITH END CUT

TYPE A/E

CARBIDE

Solid Carbide Rotary Burr A/F form (cylinder with end cut) and C form (semi-spherical). The most appropriate burr for cylinders. Select the adequate option for your application among our wide range.
Go to pages 335 for full information.

6 mm. SHANK

D1 mm	L2 mm	D2 mm	L1 mm			1U.		1U.
6.0	25.0	6	50	Monobloc	A60625-6E	36,62	A60625-6EB	40,78

On request, we can equip our package with an anti-theft system using electromagnetism with an additional charge of 0,07 € per unit, which can be placed on all pieces or randomly.

CUTTERS FOR JMA KEY DUPLICATING MACHINES

DOUBLE ANGLE CUTTERS

Ref.FLL99: Double angle cutter without lateral chamfer 80x5x16 Z110.

Ref. FLLFP4

Ref. BM	Ref. JMA	MACHINE TYPES	MATERIAL	mm	mm	mm	β°	Z	mm	FLL €
FLLFP1 (FLL02)	FP1	OREGON	HSSV	25	10	10	100º	60	0,1	**102,56**
FLLFP2W	FP2W	VIRGINIA	CARBIDE	40	10	6	70º	70	0,1	**403,37**
FLLFP3 (FLL04)	FP3	KIS, SPRINT	HSSV	50	12	6	90º	80	0,15	**124,82**
FLLFP4 (FLL06)	FP4	KIS	HSSV	53	12,7	6,35	45/15°	72	0,6	**128,73**
FLLFP5	FP5	JMA	HSSV	57	12,7	5	90º	80	0,15	**160,44**
FLLFP6 (FLL09)	FP6	KIS, SPRINT	HSSV	60	12,7	5	84º	140	0,1	**124,82**
FLLFP11ECCO (FLL11)	FP11/ECCO-009	ECCO, ECCO-PLUS	HSSV	63	16	5	84°	80	1	**119,41**
FLLFP11W	FP11W	ECCO, ECCO-PLUS	CARBIDE	63	16	5	84°	80	1	**365,18**
FLLFP12	FP12	TUCSON	HSSV	63	16	5	80°	80	1,25	**128,73**
FLLFP12W	FP12W	TUCSON	CARBIDE	63	16	5	80°	80	1,25	**394,30**
FLLFP13	FP13	DALLAS	HSSV	63	16	5	84°	100	1	**160,31**
FLLCU14	CU14	ECCO, ECCO-PLUS	HSSV	63	16	5	80°	80	1,25	**157,09**
FLLFP16 (FLL13)	FP16	PROCODE	HSSV	70	16	5,25	76°	100	1	**160,31**
FLLFP16W	FP16W	PROCODE	CARBIDE	70	16	5,25	76°	100	1	**394,30**
SLLP01	FP24 DAKOTA = P01	DAKOTA, ERREBI SARATOGA, NEVADA, DENVER, TITAN, VIENNA	HSSV	80	16	5	84°	110	1	**103,50**
SLLP01/120	FP24 DAKOTA=P01/120		HSSV	80	16	5	84°	120	1	**105,47**
FLLFP24 (FLL16)	FP24 ERREBI		HSSV	80	16	5	84°	110	1,25	**98,46**
FLLFP24W	FP24W ERREBI		CARBIDE	80	16	5	84°	110	1,25	**365,18**
FLL99	FP24		HSSV	80	16	5	84°	110	0	**113,76**

FURTHER GENERAL PURPOSE KEY CUTTERS

	Ref. BM	MACHINE TYPES	MATERIAL	mm	mm	mm	Z	FLL €
DOUBLE ANGLE CUTTERS	FLL01	FLORA	HSSV	23	10	5	36	**118,08**
	FLL03	YALE	HSSV	40	8	5	80	**128,11**
	FLL05	NOVACLAU	HSSV	52	16	5	110	**151,27**
	FLL07	KIS	HSSV	53	12,7	6	80	**168,31**
	FLL08	KIS	HSSV	55	12	6	80	**168,31**
	FLL10	NOVACLAU	HSSV	61	12,7	6,5	140	**171,37**
	FLL11	NOVACLAU	HSSV	62	16	5	80	**168,04**
	FLL12	NOVACLAU	HSSV	63	16	5	140	**168,04**
	FLL14	WALKIN	HSSV	70	15	6,5	150	**155,67**
	FLL15	LINCE	HSSV	70	13	7	88	**173,09**

CUTTERS FOR JMA KEY DUPLICATING MACHINES

SIDE MILLING CUTTER

Ref. **FLLFP19**

Ref. BM	Ref. JMA	MACHINE TYPES	MATERIAL	mm	mm	mm	Z	FLL €
FLL17		JMA-NOVACLAU-WALKIN	HSSV	35	12	3,15	50	**116,98**
FLL18		JMA-NOVACLAU-WALKIN	HSSV	63	15	1,40	80	**143,05**
FLLFP7	FP7	ECCO BIT, DETROIT	HSSV	63	16	1,25	80	**128,17**
FLLFP7W	FP7W	ECCO BIT, DETROIT	CARBIDE	63	16	1,25	80	**318,51**
FLLFP8 (FLL19)	FP8	ECCO BIT, DETROIT	HSSV	63	16	1,4	80	**129,59**
FLL20		JMA-NOVACLAU-WALKIN	HSSV	70	16	1,40	100	**150,07**
FLLFP17	FP17	TITAN BIT, SARATOGA, YAKARTA	HSSV	80	16	1,25	100	**131,12**
FLLFP17W	FP17W	TITAN BIT, SARATOGA, YAKARTA	CARBIDE	80	16	1,25	100	**334,63**
FLLFP18	FP18	ATLANTA, TOPEKA	HSSV	80	22	1,25	100	**133,74**
FLLFP18W	FP18W	ATLANTA, TOPEKA	CARBIDE	80	22	1,25	100	**334,63**
FLLFP19 (FLL21)	FP19	SARATOGA,YAKARTA, TITAN BIT, DAKOTA	HSSV	80	16	1,4	100	**134,24**
FLLFP19W	FP19W	SARATOGA,YAKARTA, TITAN BIT, DAKOTA	CARBIDE	80	16	1,4	100	**313,42**
FLLFP20 (FLL22)	FP20	ATLANTA, TOPEKA	HSSV	80	22	1,4	100	**134,24**
FLLFP21 (FLL24)	FP21/SLLSG2	ATLANTA, TOPEKA, DUPLEX,KANSAS	HSSV	80	22	1,5	100	**137,96**
FLLFP21W	FP21W	ATLANTA, TOPEKA, DUPLEX,KANSAS	CARBIDE	80	22	1,5	100	**341,17**

MILLING SLOT CUTTERS

Ref. **FLLFP22W**

Ref. BM	Ref. JMA	MACHINE TYPES	MATERIAL	mm	mm	mm	Z	FLL €
FLLFP9	FP9	ECCO BIT	HSSV	63	16	1	80	**84,50**
FLLFP10	FP10	ECCO FORD, ECCO ABBLOY, PASADENA, NEBRASCA	HSSV	63	16	2,4	80	**84,50**
FLLFP22	FP22	TITAN BIT, DAKOTA, SARATOGA	HSSV	80	16	1	100	**90,14**
FLLFP22W	FP22W	TITAN BIT, DAKOTA, SARATOGA	CARBIDE	80	16	1	100	**308,47**
FLLFP23	FP23	DUPLEX, ATLANTA, TOPEKA	HSSV	80	22	1	100	**93,39**
FLLFP23W	FP23W	DUPLEX, ATLANTA, TOPEKA	CARBIDE	80	22	1	100	**308,47**
FF6880141610OCO	-	TITAN , DAKOTA, SARATOGA, YAKARTA	HSSCo	80	16	1,4	100	**90,79**
FLLFP26 (FLL23)	FP26	G, SENNA, DAKOTA, SARATOGA, YAKARTA	HSSV	80	16	1,5	100	**94,68**
FLLFP26W	FP26W	G, SENNA, DAKOTA, SARATOGA,	CARBIDE	80	16	1,5	100	**312,79**

CUTTERS FOR JMA KEY DUPLICATING MACHINES

LASER CUTTERS

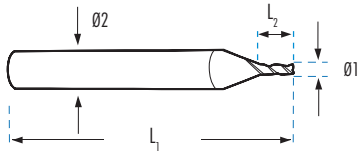

Ref. **FLLF3**



Ref. BM	Ref. JMA	MACHINE TYPES	MATERIAL	Ø1 mm	L1 mm	Ø2 mm	L2 mm	Z	FLL €
FLLF3Z3 (FLL32)	≃ F3	ALBANY ARIZONA COLUMBIA DAKAR DAKAR EXPRESS DAY T-COL DAYTONA X CODE	HSSCo	1,5	45	6	3	3	**44,50**
FLLF3 (FLL44)	F3		HSSCo	1,5	45	6	3	2	**41,65**
FLLF3W (FLL45)	F3W		CARBIDE	1,5	45	6	3	2	**135,41**
FLLF33 (FLL53)	F33		HSSCo	2	45	6	4	3	**40,21**
FLL11Z3 (FLL33)	≃ F11		HSSCo	2,5	45	6	5	3	**40,21**
FLLF11 (FLL48)	F11		HSSCo	2,5	45	6	5	2	**35,99**
FLLF11W (FLL49)	F11W		CARBIDE	2,5	45	6	5	2	**102,50**
FLLF17 (FLL34)	F17		HSSCo	3	45	6	6	3	**40,21**
FLLF8Z3 (FLL35)	≃ F8		HSSCo	4	45	6	6	3	**46,80**
FLLF8 (FLL46)	F8		HSSCo	4	45	6	7	2	**41,65**
FLLF8W (FLL47)	F8W		CARBIDE	4	45	6	6	2	**127,08**
FLLF77 (FLL36)	-		HSSCo	5	45	6	7	3	**46,80**
FLLF78 (FLL37)	-		HSSCo	6	45	6	8	3	**46,80**
FLLF78W (FLL54)	-		CARBIDE	6	45	6	8	3	**102,50**
FLLF78WZ4 (FLL55)	-		CARBIDE	6	45	6	8	4	**102,50**

UNIVERSAL DIMPLE CUTTERS FOR JMA AND SILCA DUPLICATING MACHINES

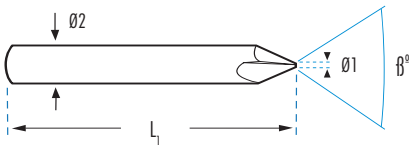

Ref. **FLLF1**

Ref. BM	Ref. JMA	MACHINE TYPES	MATERIAL	ß°	Ø1 mm	L1 mm	Ø2 mm	Z	FLL €
FLLF82	-	ALBANY	HSSCo	82º	0,9	45	6	2	**27,42**
FLLF1 (FLL43)	F1	ARIZONA COLUMBIA DAKAR DAKAR EXPRESS DAY T-COL DAYTONA X CODE	HSSCo	90º	0,8	45	6	2	**27,42**
FLLF1W (FLL42)	F1W		CARBIDE	90º	0,8	45	6	2	**84,92**
FLLF5 (FLL52)	F5		HSSCo	90º	0,9	45	6	2	**27,42**
FLLF5W (FLL42)	F5W		CARBIDE	90º	0,9	45	6	2	**84,92**
FLLF95	-		HSSCo	95º	0,9	45	6	2	**27,42**
FLLF13 (FLL50)	F13		HSSCo	100º	0,8	45	6	2	**27,42**
FLLF13W (FLL51)	F13W		CARBIDE	100º	0,8	45	6	2	**79,45**
FLLF105	-		HSSCo	105º	0,9	45	6	2	**27,42**

CUTTERS FOR JMA KEY DUPLICATING MACHINES

TRACER POINTS

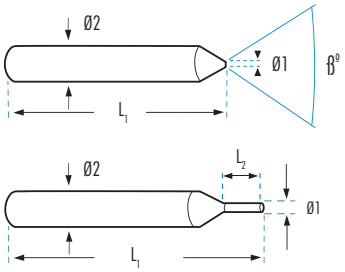

Ref. FLLP1

Ref. FLLP3

FLL

Ref. BM		Ref. JMA	MACHINE TYPES	MATERIAL	β°	Ø1 mm	L1 mm	Ø2 mm	L2 mm	€
FLLP1	(PLL38)	P1	ALBANY	HSSV	90º	0,8	45	6	-	22,32
FLLP3	(PLL32)	P3	ARIZONA	HSSV	-	1,5	45	6	4	39,48
FLLP5		P5	COLUMBIA	HSSV	90º	0,9	45	6	-	22,32
FLLP8	(PLL35)	P8	DAKAR	HSSV	-	4	45	6	7	39,48
FLLP11	(PLL33)	P11	DAKAR EXPRESS	HSSV	-	2,5	45	6	4	39,48
FLLP13	(PLL50)	P13	DAY T-COL	HSSV	100º	0,8	45	6	-	22,32
FLLP17	(PLL34)	P17	DAYTONA	HSSV	-	3	45	6	6	39,48
FLLP52	(PLL52)	-	X CODE	HSSV	90º	0,9	45	6	-	22,32
FLLP77	(PLL36)	-		HSSV	-	5	45	6	7	39,48
FLLP78	(PLL37)	-		HSSV	-	6	45	6	8	39,48

KEY LINE CUTTERS

Ref. BM	Ref. JMA	MACHINE TYPES	MATERIAL	β°	Ø1 mm	L1 mm	Ø2 mm	L2 mm	€
V001	-	KEY LINE	CARBIDE	90º	0,4	32	4	-	144,98
V003	-		CARBIDE	-	2,5	32	4	5	144,98
V004	-		CARBIDE	82º	0,5	32	4	-	144,98
V007	-		CARBIDE	100º	0,4	32	4	-	144,98
V012	-		CARBIDE	-	1,5	32	4	4	178,26

CUTTERS FOR SILCA KEY DUPLICATING MACHINES

DOUBLE ANGLE CUTTERS

Ref. SLLP01



Ref. BM	Ref. SILCA	MACHINE TYPES	MATERIAL	mm	mm	mm	β°	Z	mm	SLL €
SLL01F	01F	FUTURA PRO	CARBIDE	60,4	9,52	3,05	40	110	0	**160,12**
SLLU01	U01	UNOCODE/ULTRACODE	HSSV	60,4	9,52	5,25	80	72	0,5	**128,62**
SLLU01W	U01W	UNOCODE/ULTRACODE	CARBIDE	60,4	9,52	5,25	80	72	0,5	**410,92**
SLLP21	P21	SILCA DELTA	HSSV	60,4	9,52	5,25	84	72	0,5	**116,01**
SLLP01	P01	BRAVO/POKER/REKORD BRAVO SUPER/SUPER MASTER	HSSV	80	16	5	84	110	1	**103,50**
SLLP01/120	P01/120		HSSV	80	16	5	84	120	1	**105,47**
SLLP01W	P01W		CARBIDE	80	16	5	84	110	1	**339,09**

SIDE MILLING CUTTER

Ref. SLLSG2

Ref. BM	Ref. SILCA	MACHINE TYPES	MATERIAL	mm	mm	mm	Z	SLL €
SLLY2KW	Y2KW	DELTA	CARBIDE	63	16	1,35	80	**310,73**
SLLSG19	SG19	DELTA	HSSV	64,6	9,52	1,5	40	**87,81**
SLLSG19W	SG19W	DELTA	CARBIDE	64,6	9,52	1,5	40	**295,76**
SLLSG18	SG18	DELTA	HSSV	64,6	9,52	2,4	40	**87,81**
SLLSG18W	SG18W	DELTA	CARBIDE	64,6	9,52	2,4	40	**295,76**
SLLSG6	SG6	LANCER	HSSV	80	22	1,3	100	**90,24**
SLLSG6W	SG6W	LANCER	CARBIDE	80	22	1,3	100	**310,73**
SLLSG2	SG2	TARGA/TECH3/TECHNICA	HSSV	80	22	1,5	100	**90,24**
SLLSG2W	SG2W	TARGA/TECH3/TECHNICA	CARBIDE	80	22	1,5	100	**310,73**
SLLFSCL4-CAW	FSCL4-CAW	DELTA	CARBIDE	80	22	1,8	100	**323,01**

CUTTERS FOR SILCA KEY DUPLICATING MACHINES

MILLING SLOT CUTTERS



Ref. SLLSG7W

Ref. BM	Ref. SILCA	MACHINE TYPES	MATERIAL	mm	mm	mm	Z	SLL €
SLLSG14W	SG14W	DELTA	CARBIDE	60,4	9,52	1,14	80	248,49
SLLGB1	GB1	ULTRACODE / UNOCODE	HSSV	60,4	9,52	1,7	66	91,16
SLL05	05	UNOCODE/ULTRACODE	HSSV	60,4	9,52	1,8	68	91,16
SLL05W	05W	UNOCODE/ULTRACODE	CARBIDE	60,4	9,52	1,8	68	260,78
SLLCU-15C	CU-15C	OPERA /TARGA	CARBIDE	63	16	1,5	80	339,67
SLLSG17	SG17	DELTA	HSSV	64,6	9,52	1,8	70	91,16
SLLSG17W	SG17W	DELTA	CARBIDE	64,6	9,52	1,8	70	286,44
SLLSG13	SG13	UNOCODE / DELTA	HSSV	64,6	9,52	2	70	91,16
SLLSG13W	SG13W	UNOCODE / DELTA	CARBIDE	64,6	9,52	2	70	339,67
SLL06	06	UNOCODE/ULTRACODE	HSSV	64,6	9,52	2,4	70	91,16
SLL06W	06W	UNOCODE/ULTRACODE	CARBIDE	64,6	9,52	2,4	70	276,96
SLLSG3	SG3	OPERA /TARGA/TECH3	HSSV	80	22	1	100	86,72
SLLSG3W	SG3W	OPERA /TARGA/TECH3	CARBIDE	80	22	1	100	286,44
SLLSG4	SG4	OPERA /TARGA/TECH3	HSSV	80	22	1,25	100	86,72
SLLSG4W	SG4W	OPERA /TARGA/TECH3	CARBIDE	80	22	1,25	100	286,44
SLLSG5	SG5	LANCER	HSSV	80	22	1,3	100	86,72
SLLSG5W	SG5W	LANCER	CARBIDE	80	22	1,3	100	286,44
SLLSG7	SG7	OPERA / TARGA	HSSV	80	22	1,4	100	86,72
SLLSG7M35	SG7M35	OPERA / TARGA	HSSCo	80	22	1,4	100	111,02
SLLSG7W	SG7W	LANCER	CARBIDE	80	22	1,4	100	286,44
SLLSG1	SG1	OPERA /TARGA/TECH3	HSSV	80	22	1,5	100	86,72
SLLSG1W	SG1W	OPERA /TARGA/TECH3	CARBIDE	80	22	1,5	100	286,44
SLLSG8	SG8	TECH3 / TECHNICA	HSSV	80	22	1,75	100	86,72
SLLSG10	SG10	LANCER	HSSV	80	22	2	100	86,72
SLLSG10W	SG10W	LANCER/ OPERA /TARGA	CARBIDE	80	22	2	100	298,58
SLLSG11	SG11	SILCA GT40	HSSV	80	22	2,3	100	86,72
SLLSG12	SG12	TARGA/TECH3/TECHNICA/OPERA	HSSV	80	22	2,5	100	86,72
SLLSG58400	SG58400	DELTA	CARBIDE	80	22	4	100	274,28
SLLPL1	PL1	PRIMA LASER	HSSV	100	22	1	100	149,62
SLLPL1W	PL1W	PRIMA LASER	CARBIDE	100	22	1	100	383,91
SLLPL1,25	PL1,25	PRIMA LASER	HSSV	100	22	1,25	100	149,62
SLLPL1,25W	PL1,25W	PRIMA LASER	CARBIDE	100	22	1,25	100	366,10
SLLPL1,5	PL1,5	PRIMA LASER	HSSV	100	22	1,5	100	149,62
SLLPL1,5W	PL1,5W	PRIMA LASER	CARBIDE	100	22	1,5	100	366,10
SLLPL1,7W	PL1,7W	PRIMA LASER	CARBIDE	100	22	1,7	100	377,32
SLLPL2	PL2.0	PRIMA LASER	HSSV	100	22	2	100	149,62
SLLPL2W	PL2.0W	PRIMA LASER	CARBIDE	100	22	2	100	377,32

CUTTERS FOR SILCA KEY DUPLICATING MACHINES

DIMPLE CUTTERS — MATRIX

Ref. SLLF1W

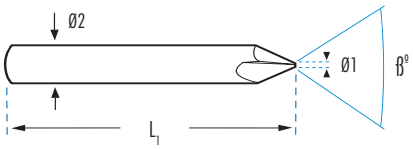

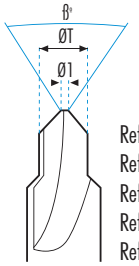

Ref. SLLF19-CAZ1
Ref. SLLF19
Ref. SLLF43
Ref. SLLF21
Ref. SLLF25

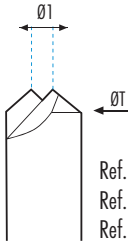

Ref. SLLF12B
Ref. SLLF15
Ref. SLLF37

SLL

Ref. BM	Ref. SILCA	UNIV.	MACHINE TYPES	MATERIAL	β°	Ø1 mm	L1 mm	Ø2 mm	Z	€
SLLF1Z1	F1	FLLF1	MATRIX	HSSV	90°	0,7	48	6	1	58,00
SLLF1	F1	FLLF1	MATRIX	HSSV	90°	0,7	48	6	2	58,00
SLLF1W	F1W	FLLF1W	MATRIX	CARBIDE	90°	0,7	48	6	1	103,69
SLLF4	F4	FLLF1	MATRIX	HSSV	90°	0,4	48	6	1	58,00
SLLF5	F5	FLLF5	MATRIX	HSSV	90°	0,9	48	6	1	58,00
SLLF6	F6	FLLF105	MATRIX	HSSV	106°	1	48	6	1	58,00
SLLF7	F7	FLLF82	MATRIX	HSSV	72°	0,8	48	6	2	58,02
SLLF12A	F12A	FLLF13	MATRIX	HSSV	100°	0,4	48	6	1	58,00
SLLF12B	F12B	FLLF1	MATRIX	HSSV	90°	8 x 1,8*	48	6	2	58,00
SLLF13	F13	FLLF1	MATRIX	HSSV	90°	0,77	48	6	1	58,00
SLLF14	F14	FLLF5	MATRIX	HSSV	90°	0,9	48	6	1	58,00
SLLF15	F15	FLLF1	MATRIX	HSSV	90°	8 x 0,8*	48	6	1	66,47
SLLF19	F19	FLLF1	MATRIX	HSSCo	90°	2,2 x 0,6*	48	6	1	58,02
SLLF19-CAZ1	F19-CA	FLLF1W	MATRIX	CARBIDE	90°	2,2 x 0,6*	48	6	1	103,69
SLLF20	F20	FLLF1	MATRIX	HSSV	90°	0,45	48	6	2	58,00
SLLF21	F21	FLLF82	MATRIX	HSSCo	85°	3,2 x 0,8*	48	6	1	66,47
SLLF23	F23	FLLF1	MATRIX	HSSV	90º	1,5	48	6	2	66,47
SLLF24	F24	FLLF13	MATRIX	HSSV	100°	1,3	48	6	1	58,00
SLLF25	F25	FLLF1	MATRIX	HSSV	90°	3,5 x 0,65*	48	6	1	58,00
SLLF26	F26	FLLF82	MATRIX	HSSV	82°	0,8	48	6	1	58,00
SLLF27-CA	F27-CA	-	MATRIX	CARBIDE	60°	2,4 x 1,9*	48	6	1	138,52
SLLF28	F28	-	MATRIX	HSSV	76°	0,76	48	6	1	58,00
SLLF29	F29	-	MATRIX	HSSV	76°	1,9 x 0,76*	48	6	1	58,00
SLLF34	F34	-	MATRIX	HSSV	50°	1,5	48	6	1	58,00
SLLF34-CAZ1	F34-CA	-	MATRIX	CARBIDE	50°	1,5	48	6	1	103,69
SLLF37	F37	FLLF1	MATRIX	HSSV	90º	6 x 2,1*	48	6	2	66,47
SLLF39	F39	FLLF1	MATRIX	HSSV	90°	0,6	48	6	2	70,45
SLLF42	F42	FLLF13	MATRIX	HSSV	100°	0,7	48	6	1	58,00
SLLF43	F43	FLLF1	MATRIX	HSSCo	90°	1	48	6	1	58,00
SLLF45	F45	-	MATRIX	HSSV	130º	0,56	48	6	1	58,02
SLLF46	F46	FLLF13	MATRIX	HSSV	100º	0,65	48	6	1	58,02
SLLF49	F49	FLLF95	MATRIX	HSSV	95º	0,8	48	6	1	66,47
SLLF50	F50	FLLF13	MATRIX	HSSV	100º	0,5	48	6	1	66,47
SLLF52-CA	F52-CA	-	MATRIX	CARBIDE	54°	0,86	48	6	2	58,00
SLLF59	F59	FLLF1	MATRIX	HSSV	90°	0,8	48	6	2	58,00
SLL01D	01D	-	FUTURA PRO	CARBIDE	90°	0,4	30	6	2	65,12
SLL02D	02D	-	FUTURA PRO	CARBIDE	100º	0,4	30	6	2	65,12

* $Ø_T$ x $Ø_1$

CUTTERS FOR SILCA KEY DUPLICATING MACHINES

LASER CUTTERS — MATRIX

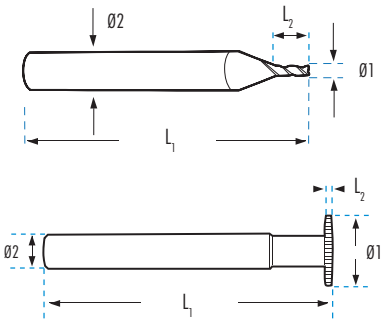



Ref. SLLF3

Ref. BM	Ref. SILCA	MACHINE TYPES	MATERIAL	Ø1 mm	L1 mm	Ø2 mm	L2 mm	Z	SLL €
SLLF3	F3	MATRIX	HSSV	1,5	48	6	2	3	58,00
SLLF8	F8	MATRIX	HSSV	4	48	6	13	3	58,00
SLLF11	F11	MATRIX	HSSV	2,5	48	6	7	3	58,00
SLLF22	F22	MATRIX	HSSV	2,5	42	6	6	3	58,00
SLLF30	F30	MATRIX	HSSV	3	48	6	6	3	58,00
SLLF30Z2	F30	MATRIX	HSSV	3	48	6	6	2	68,17
SLLF44	F44	MATRIX	HSSV	2	40	6	6	3	58,00
SLL01L	01L	FUTURA PRO	CARBIDE	2,5	30	6	3	3	65,12
SLL02L	02L	FUTURA PRO	CARBIDE	2	30	6	3	3	65,12

LASER CUTTERS — QUATTROCODE /TRIAX-E

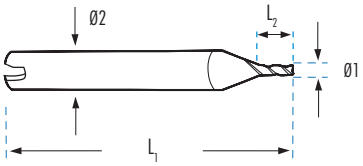

Ref. SLLW133

Ref. BM	Ref. SILCA	MACHINE TYPES	MATERIAL	Ø1 mm	L1 mm	Ø2 mm	L2 mm	Z	SLL €
SLLW101	W101	QUATTROCODE /TRIAX-E	CARBIDE	2,5	40	6	6	3	132,31
SLLW114	W114	QUATTROCODE /TRIAX-E	CARBIDE	2	40	6	6	3	132,33
SLLW117	W117	QUATTROCODE /TRIAX-E	CARBIDE	5	48	6	R1	4	107,39
SLLW129	W129	QUATTROCODE /TRIAX-E	CARBIDE	3	40	6	6	3	132,31
SLLW131	W131	QUATTROCODE /TRIAX-E	CARBIDE	6	40	6	5	3	97,67
SLLW133	W133	QUATTROCODE /TRIAX-E	CARBIDE	1,5	40	6	3	3	144,50
SLLW134	W134	QUATTROCODE /TRIAX-E	CARBIDE	4	40	6	7	3	132,33
SLLW219	W219	QUATTROCODE /TRIAX-E	CARBIDE	1,2	40	6	2	3	132,31
SLLW235	W235	QUATTROCODE /TRIAX-E	CARBIDE	1,1	40	6	2	3	132,28
SLLW268	W268	QUATTROCODE /TRIAX-E	CARBIDE	1,5	40	6	6	2	132,40

CUTTERS FOR SILCA KEY DUPLICATING MACHINES

DIMPLE CUTTERS — QUATTROCODE /TRIAX-E

Ref. SLLW103

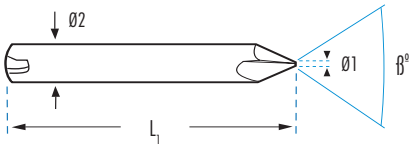

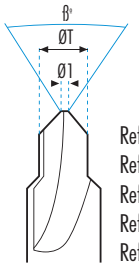

Ref. SLLW115
Ref. SLLW128
Ref. SLLW135
Ref. SLLW145
Ref. SLLW210

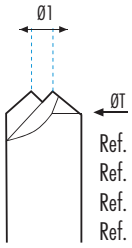

Ref. SLLW111
Ref. SLLW126
Ref. SLLW127
Ref. SLLW139

Ref. BM	Ref. SILCA	MACHINE TYPES	MATERIAL	ß°	Ø1 mm	L1 mm	Ø2 mm	Z	SLL €
SLLW102	W102	QUATTROCODE /TRIAX-E	CARBIDE	106°	1	40	6	2	92,86
SLLW103	W103/W299	QUATTROCODE /TRIAX-E	CARBIDE	90°	0,8	40	6	2	92,86
SLLW104	W104	QUATTROCODE /TRIAX-E	CARBIDE	90°	1,2	40	6	2	92,86
SLLW105	W105	QUATTROCODE /TRIAX-E	CARBIDE	90°	0,7	40	6	2	92,86
SLLW106	W106	QUATTROCODE /TRIAX-E	CARBIDE	90°	0,6	40	6	2	92,86
SLLW107	W107	QUATTROCODE /TRIAX-E	CARBIDE	90°	0,9	40	6	2	92,86
SLLW108	W108	QUATTROCODE /TRIAX-E	CARBIDE	82°	0,9	40	6	2	92,86
SLLW109	W109	QUATTROCODE /TRIAX-E	CARBIDE	110°	0,4	40	6	2	92,86
SLLW110	W110	QUATTROCODE /TRIAX-E	CARBIDE	100°	0,6	40	6	2	92,86
SLLW111	W111	QUATTROCODE /TRIAX-E	CARBIDE	96°	8x2,75*	40	6	2	104,32
SLLW112	W112	QUATTROCODE /TRIAX-E	CARBIDE	60°/0º	1,5	40	6	2	93,46
SLLW113	W113	QUATTROCODE /TRIAX-E	CARBIDE	100°	0,76	40	6	2	92,86
SLLW115	W115	QUATTROCODE /TRIAX-E	CARBIDE	54°	4x0,86*	40	6	1	124,49
SLLW116	W116	QUATTROCODE /TRIAX-E	CARBIDE	90°	1	40	6	2	92,86
SLLW118	W118	QUATTROCODE /TRIAX-E	CARBIDE	120°	0,6	40	6	2	92,86
SLLW119	W119	QUATTROCODE /TRIAX-E	CARBIDE	85°	0,3	40	6	2	92,86
SLLW121	W121	QUATTROCODE /TRIAX-E	CARBIDE	86º	0,05	48	6	3	129,21
SLLW122	W122	QUATTROCODE /TRIAX-E	CARBIDE	90°	0,55	40	6	2	111,44
SLLW123	W123	QUATTROCODE /TRIAX-E	CARBIDE	76°	0,9	40	6	2	92,86
SLLW124	W124	QUATTROCODE /TRIAX-E	CARBIDE	90º	8x0,8*	48	6	3	178,01
SLLW126	W126	QUATTROCODE /TRIAX-E	CARBIDE	80°	3,3	48	6	2	111,44
SLLW127	W127	QUATTROCODE /TRIAX-E	CARBIDE	80°	2,1	48	6	2	111,44
SLLW128	W128	QUATTROCODE /TRIAX-E	CARBIDE	90°	4x0,55*	48	6	1	124,49
SLLW130	W130	QUATTROCODE /TRIAX-E	CARBIDE	90º	1,4	40	6	2	125,01
SLLW132	W132	QUATTROCODE /TRIAX-E	CARBIDE	60°	2	40	6	1	124,49
SLLW135	W135	QUATTROCODE /TRIAX-E	CARBIDE	90º	4x0,55*	40	6	2	124,42
SLLW136	W136	QUATTROCODE /TRIAX-E	CARBIDE	76°	2,23	40	6	1	124,49
SLLW138	W138	QUATTROCODE /TRIAX-E	CARBIDE	90º	4x0,7*	48	6	2	92,86
SLLW139	W139	QUATTROCODE /TRIAX-E	CARBIDE	60°/50°	0,9	40	6	2	138,52
SLLW142	W142	QUATTROCODE /TRIAX-E	CARBIDE	100°	1,2	40	6	2	92,86
SLLW145	W145	QUATTROCODE /TRIAX-E	CARBIDE	90º	3,2x0,8*	48	6	2	124,42
SLLW210	W210	QUATTROCODE /TRIAX-E	CARBIDE	90º	5x1,05*	40	6	3	186,33
SLLW213	W213	QUATTROCODE /TRIAX-E	CARBIDE	90º	0,95*	40	6	2	140,21
SLLW221	W221	QUATTROCODE /TRIAX-E	CARBIDE	90º	0,5	40	6	2	125,01
SLLW225	W225	QUATTROCODE /TRIAX-E	CARBIDE	90º	1	40	6	2	125,01
SLLW238	W238	QUATTROCODE /TRIAX-E	CARBIDE	90°	0,8	40	6	2	92,86
SLLW261	W261	QUATTROCODE /TRIAX-E	CARBIDE	1,1	3x1,5*	48	6	2	140,21
SLLW255	W255	QUATTROCODE /TRIAX-E	CARBIDE	90º	4x0,8*	48	6	2	125,01
SLLW293	W293	QUATTROCODE /TRIAX-E	CARBIDE	90º	0,85	40	6	2	125,01
SLLW299	W299	QUATTROCODE /TRIAX-E	CARBIDE	90º	3x0,80	40	6	2	100,72

* $Ø_1$ x $Ø_1$

CUTTERS FOR SILCA KEY DUPLICATING MACHINES

DIMPLE CUTTERS — QUATTROCODE /TRIAX-E

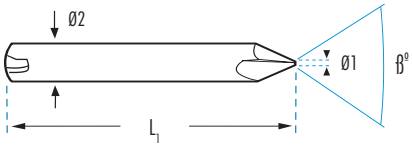

Ref. SLLW103Z1

Ref. BM	Ref. SILCA	MACHINE TYPES	MATERIAL	β°	Ø1 mm	L1 mm	Ø2 mm	Z	SLL €
SLLW102Z1	W102 Z1	QUATTROCODE /TRIAX-E	CARBIDE	106°	1	40	6	2	93,46
SLLW103Z1	W103 Z1	QUATTROCODE /TRIAX-E	CARBIDE	90°	0,8	40	6	2	93,46
SLLW104Z1	W104 Z1	QUATTROCODE /TRIAX-E	CARBIDE	90°	1,2	40	6	2	93,46
SLLW105Z1	W105 Z1	QUATTROCODE /TRIAX-E	CARBIDE	90°	0,7	40	6	2	93,46
SLLW106Z1	W106 Z1	QUATTROCODE /TRIAX-E	CARBIDE	90°	0,6	40	6	2	93,46
SLLW107Z1	W107 Z1	QUATTROCODE /TRIAX-E	CARBIDE	90°	0,9	40	6	2	93,46
SLLW108Z1	W108 Z1	QUATTROCODE /TRIAX-E	CARBIDE	82°	0,9	40	6	2	93,46
SLLW109Z1	W109 Z1	QUATTROCODE /TRIAX-E	CARBIDE	110°	0,4	40	6	2	93,46
SLLW113Z1	W113 Z1	QUATTROCODE /TRIAX-E	CARBIDE	100°	0,76	40	6	2	93,46
SLLW116Z1	W116 Z1	QUATTROCODE /TRIAX-E	CARBIDE	90°	1	40	6	2	93,46
SLLW118Z1	W118 Z1	QUATTROCODE /TRIAX-E	CARBIDE	120°	0,6	40	6	2	93,46
SLLW119Z1	W119 Z1	QUATTROCODE /TRIAX-E	CARBIDE	85°	0,3	40	6	2	93,46
SLLW122Z1	W122 Z1	QUATTROCODE /TRIAX-E	CARBIDE	90°	0,55	40	6	2	93,46
SLLW123Z1	W123 Z1	QUATTROCODE /TRIAX-E	CARBIDE	76°	0,9	40	6	2	93,46
SLLW146Z1	W146 Z1	QUATTROCODE /TRIAX-E	CARBIDE	90°	0,25	40	6	1	93,46

DIMPLE CUTTERS

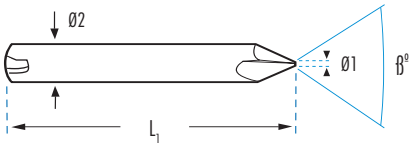

Ref. SLLH103



Ref. SLLH115

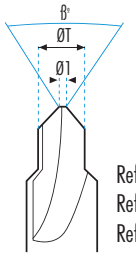

Ref. SLLH111
Ref. SLLH126
Ref. SLLH127

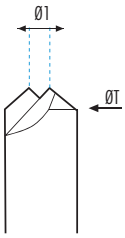

Ref. BM	Ref. SILCA	UNIV.	MACHINE TYPES	MATERIAL	β°	Ø1 mm	L1 mm	Ø2 mm	Z	SLL €
SLLH103	H103	FLLF1	QUATTROCODE /TRIAX-E	HSSV	90°	0,8	40	6	2	68,52
SLLH104	H104	FLLF1	QUATTROCODE /TRIAX-E	HSSV	90°	1,2	40	6	2	61,20
SLLH105	H105	FLLF1	QUATTROCODE /TRIAX-E	HSSV	90°	0,7	40	6	2	61,20
SLLH106	H106	FLLF1	QUATTROCODE /TRIAX-E	HSSV	90°	0,6	40	6	2	58,00
SLLH107	H107	FLLF1	QUATTROCODE /TRIAX-E	HSSV	90°	0,9	40	6	2	58,00
SLLH108	H108	FLLF82	QUATTROCODE /TRIAX-E	HSSV	82°	0,9	40	6	2	58,00
SLLH110	H110	FLLF13	QUATTROCODE /TRIAX-E	HSSV	100°	0,6	40	6	2	58,00
SLLH111	H111	FLLF95	QUATTROCODE /TRIAX-E	HSSV	96°	6,4x2,75*	40	6	2	58,00
SLLH112	H112	-	QUATTROCODE /TRIAX-E	HSSV	60°	1,5	40	6	2	58,00
SLLH113	H113	FLLF13	QUATTROCODE /TRIAX-E	HSSV	100°	0,76	40	6	2	58,00
SLLH115	H115	-	QUATTROCODE /TRIAX-E	HSSV	54°	4x0,86*	40	6	1	58,00
SLLH116	H116	FLLF1	QUATTROCODE /TRIAX-E	HSSV	90°	1	40	6	2	76,56
SLLH118	H118	-	QUATTROCODE /TRIAX-E	HSSV	120°	0,6	40	6	1	58,00
SLLH119	H119	FLLF82	QUATTROCODE /TRIAX-E	HSSV	85°	0,3	40	6	2	58,00
SLLH122	H122	FLLF1	QUATTROCODE /TRIAX-E	HSSV	90°	0,55	40	6	2	58,00
SLLH126	H126	FLLF85	QUATTROCODE /TRIAX-E	HSSV	80°	3,3*	48	6	2	86,57
SLLH127	H127	FLLF85	QUATTROCODE /TRIAX-E	HSSV	80°	2,1*	48	6	2	86,57
SLLH128	H128	FLLF1	QUATTROCODE /TRIAX-E	HSSV	90°	0,75	48	6	2	58,00

* $Ø_T$ x $Ø_1$

CUTTERS FOR SILCA KEY DUPLICATING MACHINES

LASER CUTTERS

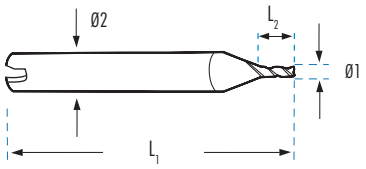

Ref. SLLH101

Ref. BM	Ref. SILCA	MACHINE TYPES	MATERIAL	Ø1 mm	L1 mm	Ø2 mm	L2 mm	Z	SLL €
SLLH101	H101	QUATTROCODE /TRIAX-E	HSSV	2,5	40	6	6	3	68,13
SLLH114	H114	QUATTROCODE /TRIAX-E	HSSV	2	40	6	6	3	58,00
SLLH117	H117	QUATTROCODE /TRIAX-E	HSSV	5	48	6	R1	4	70,37
SLLH129	H129	QUATTROCODE /TRIAX-E	HSSV	3	40	6	6	3	58,00
SLLH131	H131	QUATTROCODE /TRIAX-E	HSSV	6	40	6	5	3	76,56

TRACER POINTS

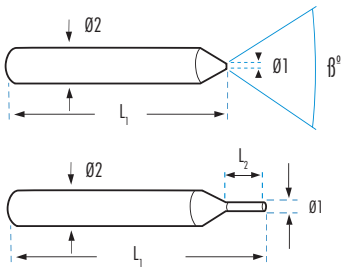

Ref. SLLT1

Ref. SLLT3

Ref. BM	Ref. SILCA	MACHINE TYPES	Ref. CUTTER	MATERIAL	β°	Ø1 mm	L1 mm	Ø2 mm	L2 mm	ØT mm	SLL €
SLLT1	T1	MATRIX	F1	HSSV	90°	0,7	48	6	-	-	40,50
SLLT2	T2	MATRIX	F2	HSSV	88°	1,6	48	6	-	-	45,61
SLLT3	T3	MATRIX	F3	HSSV	-	1,5	48	6	3	-	45,61
SLLT4	T4	MATRIX	F4	HSSV	90°	0,4	48	6	-	-	45,61
SLLT5	T5	MATRIX	F5	HSSV	90°	0,9	48	6	-	-	45,61
SLLT6	T6	MATRIX	F6	HSSV	106°	1	48	6	15	-	45,61
SLLT7	T7	MATRIX	F7	HSSV	72°	0,8	48	6	2	-	45,61
SLLT8	T8	MATRIX	F8	HSSV	-	4	48	6	12	-	45,61
SLLT11	T11	MATRIX	F11	HSSV	-	2,5	48	6	6	-	45,61
SLLT12A	T12A	MATRIX	F12A	HSSV	100°	0,4	48	6	-	-	45,61
SLLT12B	T12B	MATRIX	F12B	HSSV	90°	2,8	48	6	-	-	45,61
SLLT13	T13	MATRIX	F13	HSSV	90°	0,77	48	6	-	-	45,61
SLLT14	T14	MATRIX	F14	HSSV	90°	0,9	48	6	-	-	45,61
SLLT15	T15	MATRIX	F15	HSSV	90°	0,8	48	6	-	-	45,61
SLLT19	T19	MATRIX	F19	HSSV	90°	2,2 x 0,6*	48	6	-	-	45,61
SLLT20	T20	MATRIX	F20	HSSV	90°	0,45	48	6	-	-	45,61
SLLT21	T21	MATRIX	F21	HSSV	85°	3,2 x 0,8*	48	6	-	-	45,61
SLLT22	T22	MATRIX	F22	HSSV	-	2,5	42	6	6	-	45,61
SLLT23	T23	MATRIX	F23	HSSV	90º	1,5	48	6	5	-	45,61

CUTTERS FOR SILCA KEY DUPLICATING MACHINES

TRACER POINTS

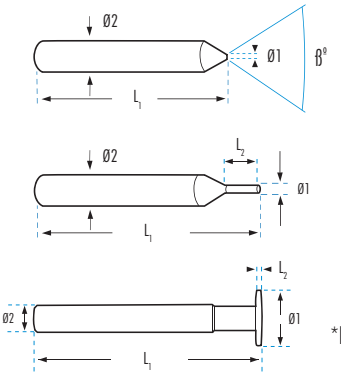

*Ref. SLLT62W

Ref. SLLT1

Ref. SLLT3

Ref. BM	Ref. SILCA	MACHINE TYPES	Ref. CUTTER	MATERIAL	β°	Ø1 mm	L1 mm	Ø2 mm	L2 mm	ØT mm	SLL €
SLLT24	T24	MATRIX	F24	HSSV	100°	1,3	48	6	-	-	45,61
SLLT25	T25	MATRIX	F25	HSSV	90°	3,5 x 0,65*	48	6	-	-	45,61
SLLT26	T26	MATRIX	F26	HSSV	82°	0,8	48	6	-	-	45,61
SLLT27	T27	MATRIX	F27	HSSV	60°	1,28	48	6	-	-	51,49
SLLT28	T28	MATRIX	F28	HSSV	76°	0,76	48	6	-	-	45,61
SLLT29	T29	MATRIX	F29	HSSV	76°	1,9	48	6	-	-	45,61
SLLT30	T30	MATRIX	F30	HSSV	-	3	48	6	10	-	45,61
SLLT30-45	T30-45	MATRIX		HSSV	-	3	45	6	10	-	45,61
SLLT33	T33	MATRIX	F33	HSSV	48°	1,4	48	6	-	-	68,01
SLLT34	T34	MATRIX	F34	HSSV	50°	1,5	48	6	-	-	45,61
SLLT37	T37	MATRIX	F37	HSSV	90º	2,1	48	6	-	-	45,61
SLLT39	T39	MATRIX	F39	HSSV	90°	0,6	48	6	-	-	45,61
SLLT40	T40	MATRIX	F40	HSSV	108°	0,4	48	6	-	-	45,61
SLLT42	T42	MATRIX	F42	HSSV	100°	0,7	48	6	-	-	45,61
SLLT43	T43	MATRIX	F43	HSSV	90°	1	48	6	-	-	45,61
SLLT44	T44	MATRIX	F44	HSSV	-	2	48	6	8	-	45,61
SLLT44-45	T44-45	MATRIX		HSSV	-	2	45	6	8	-	45,61
SLLT46	T46	MATRIX	F46	HSSV	100º	0,65	48	6	-	-	45,61
SLLT49	T49	MATRIX	F49	HSSV	95º	0,8	48	6	-	-	45,61
SLLT50	T50	MATRIX	F50	HSSV	100º	0,5	48	6	-	-	45,61
SLLT52	T52	MATRIX	F52	HSSV	54°	0,86	48	6	6	2	45,61
SLLT54	T54	MATRIX	F54	HSSV	-	4	40	6	6,5	-	58,00
SLLT55	T55	MATRIX	F55	HSSV	100º	1	48	6	4	-	45,61
SLLT59	T59	MATRIX	F59	HSSV	90º	0,8	48	6	-	-	45,61
SLLT62W*	T62W	MATRIX	F62W	CARBIDE	-	11,8	48	6	1	-	91,07
SLLT63	T63	MATRIX	F63	HSSV	78°	0,5	48	6	4	3	45,61
SLLT65	T65	MATRIX	F65	HSSV	90°	1,05	48	6	5	3	45,61
SLLT101	T101	MATRIX		HSSV	-	2,5	40	6	6	-	45,61
SLLT129	T129	MATRIX		HSSV	-	3	40	6	10	-	45,61
SLLU101	U101	QUATTROCODE		CARBIDE	-	1,2	48	6	3	-	58,00
SLLU101/H	U101/H	QUATTROCODE /TRIAX-E		CARBIDE	-	1,2	48	6	3	-	39,41
SLLU102/65	U102/65	QUATTROCODE /TRIAX-E		CARBIDE	30°	0,2	48	6	9	2,6	61,95
SLLU102TT	U102TT	QUATTROCODE /TRIAX-E		CARBIDE	30°	0,2	26	4	6	2	61,95
SLLU103	U103	QUATTROCODE /TRIAX-E		CARBIDE	-	1	48	6	3	-	58,00
SLLU103/H	U103/H	QUATTROCODE /TRIAX-E		CARBIDE	-	1	48	6	3	-	39,41
SLLU103-TT	U103-TT	QUATTROCODE /TRIAX-E		CARBIDE	-	1	21	4	3	-	58,00
SLLU103-TT/H	U103-TT/H	QUATTROCODE /TRIAX-E		CARBIDE	-	1	21	4	3	-	39,41
SLLU111	U111	SILCA VIPER		CARBIDE	-	1	40	6	2,2	-	58,00
SLLU111/H	U111/H	SILCA VIPER		CARBIDE	-	1	40	6	2,2	-	39,41
SLLB3304	B3304	KEYLINE BIANCHI 994 LASER		CARBIDE	-	1	33	6	6	-	58,02
SLLB3310	B3310	KEYLINE BIANCHI 994 LASER		CARBIDE	-	1	30	6	2,6	-	58,02
SLLB3310M2	B3310	KEYLINE BIANCHI 994 LASER		HSSV	-	1	30	6	2,6	-	42,98

BLUE-MASTER® by celesa

2026 PRICE LIST

GROSS PRICE 2025 + 7%

Effective from 4 May 2026

ROTARY BURRS

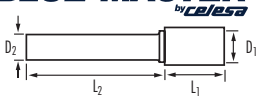

HSS ROTARY BURRS

TYPE A/E — HSS

D1 mm	L1 mm	D2 mm	L2 mm	TG0 / 3	€	TG2 / 6	€
6 mm. SHANK							
6	20	6	40	Y501TG0	17,59	Y501TG2	17,59
8	30	6	40	Y508TG0	24,31	Y508TG2	24,31
10	15	6	40			Y503TG2	24,32
10	30	6	40	Y510TG0	24,93	Y510TG2	24,93
12	30	6	40	Y505TG0	24,93	Y505TG2	24,93
15	30	6	40	Y504TG0	28,63	Y504TG2	28,63
LONG SERIES							
6	20	6	100			Y501LTG2	22,87
8	30	6	100			Y508LTG2	31,65
10	15	6	100			Y503LTG2	31,65
10	30	6	100			Y510LTG2	32,59
12	30	6	100			Y505LTG2	32,59
15	30	6	100			Y504LTG2	37,56

TYPE C — HSS

D1 mm	L1 mm	D2 mm	L2 mm	TG0 / 3	€	TG2 / 6	€
6 mm. SHANK							
6	20	6	40	Y502TG0	17,59	Y502TG2	17,59
8	20	6	40			Y507TG2	24,31
10	20	6	40	Y509TG0	24,31	Y509TG2	24,31
10	30	6	40	Y511TG0	24,93	Y511TG2	24,93
12	30	6	40	Y506TG0	24,93	Y506TG2	24,93
15	30	6	40			Y514TG2	28,63
LONG SERIES							
6	20	6	100			Y502LTG2	22,87
8	20	6	100			Y507LTG2	31,65
10	20	6	100			Y509LTG2	31,65
10	30	6	100			Y511LTG2	32,62
12	30	6	100			Y506LTG2	32,62
15	30	6	100			Y514LTG2	37,56

TYPE D — HSS

D1 mm	L1 mm	D2 mm	L2 mm	TG0 / 3	€	TG2 / 6	€
6 mm. SHANK							
4,5	4,5	6	40			Y551TG2	17,59
6,0	6,0	6	40			Y556TG2	17,59
8,0	8,0	6	40	Y552TG0	24,31	Y552TG2	24,31
10,0	10,0	6	40			Y554TG2	24,31
12,0	12,0	6	40			Y553TG2	24,31
15,0	15,0	6	40	Y557TG0	28,63	Y557TG2	28,63
LONG SERIES							
4,5	4,5	6	100			Y551LTG2	22,87
6,0	6,0	6	100			Y556LTG2	22,87
8,0	8,0	6	100			Y552LTG2	31,65
10,0	10,0	6	100			Y554LTG2	31,65
12,0	12,0	6	100			Y553LTG2	31,65
15,0	15,0	6	100			Y557LTG2	37,56

TYPE G — HSS

D1 mm	L1 mm	D2 mm	L2 mm	TG0 / 3	€	TG2 / 6	€
6 mm. SHANK							
6	20	6	40			Y521TG2	17,59
10	30	6	40			Y524TG2	24,93
12	20	6	40	Y525TG0	24,32	Y525TG2	24,32
12	30	6	40			Y526TG2	24,93
15	30	6	40			Y527TG2	28,63
12	30	6	40			Y515TG2	24,93
LONG SERIES							
6	20	6	100			Y521LTG2	22,87
10	30	6	100			Y524LTG2	32,62
12	20	6	100			Y525LTG2	31,65
12	30	6	100			Y526LTG2	32,62
15	30	6	100			Y527LTG2	37,56
12	30	6	100			Y515LTG2	32,59

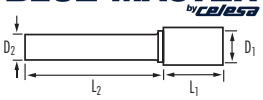

HSS ROTARY BURRS

TYPE E — HSS

D1 mm	L1 mm	D2 mm	L2 mm	TG0 / 3	€	TG2 / 6	€
6 mm. SHANK							
12	20	6	40			Y545TG2	**24,32**
15	30	6	40			Y547TG2	**28,63**
LONG SERIES							
12	20	6	100			Y545LTG2	**31,65**
15	30	6	100			Y547LTG2	**37,56**

TYPE L — HSS

D1 mm	L1 mm	D2 mm	L2 mm	TG0 / 3	€	TG2 / 6	€
6 mm. SHANK							
10	15	6	40			Y533TG2	**24,32**
15	35	6	40	Y537TG0	**28,63**	Y537TG2	**28,63**
LONG SERIES							
10	15	6	100			Y533LTG2	**31,65**
15	35	6	100	Y537LTG0	**37,56**	Y537LTG2	**37,56**

TYPE M — HSS

D1 mm	L1 mm	D2 mm	L2 mm	TG0 / 3	€	TG2 / 6	€
6 mm. SHANK							
6	20	6	40	Y532TG0	**17,59**	Y532TG2	**17,59**
10	20	6	40	Y534TG0	**24,32**	Y534TG2	**24,32**
12	30	6	40	Y536TG0	**24,93**	Y536TG2	**24,93**
12	12	6	40			Y512TG2	**24,32**
LONG SERIES							
6	20	6	100			Y532LTG2	**22,87**
10	20	6	100			Y534LTG2	**31,65**
12	30	6	100			Y536LTG2	**32,59**
12	12	6	100			Y512LTG2	**31,65**

TYPE N — HSS

D1 mm	L1 mm	D2 mm	L2 mm	TG0 / 3	€	TG2 / 6	€
6 mm. SHANK							
12	15	6	40			Y513TG2	**24,32**
12	30	6	40	Y516TG0	**24,93**	Y516TG2	**24,93**
LONG SERIES							
12	15	6	100			Y513LTG2	**31,65**
12	30	6	100			Y516LTG2	**32,59**

Ø 3 & 6 SHANK HSS ENGRAVING ROTARY BURRS

TYPE	D1 mm	L1 mm	D2 mm	L2 mm	TG0 / 3	€
3 mm. SHANK						
A/E	7	9	3	30	Y055	18,55
D	7	7	3	30	Y062	18,55
E	7	9	3	30	Y059	18,55
N	7	9	3	30	Y056	18,55
L	7	9	3	30	Y057	18,55
M	7	9	3	30	Y058	18,55

TYPE	D1 mm	L1 mm	D2 mm	L2 mm	TG0 / 3	€
6 mm. SHANK						
A/E	6	8	6	40	Y255	18,55
D	6	6	6	40	Y272	18,55
E	6	8	6	40	Y259	18,55
N	6	8	6	40	Y256	18,55
M	6	8	6	40	Y258	18,55
J	6	3	6	40	Y264	18,55
SHAPE	6	2	6	40	Y265	18,55

HSS ROTARY BURRS DISPLAYS

REFERENCE	E70SRTG2		E33SRTG2	
QUANTITY / QUALITY	70	HSS	33	HSS
CONTENT Quantity	Y504 (x5) Y537 (x5) Y526 (x5) Y505 (x5) Y506 (x5) Y510 (x5) Y536 (x5) Y553 (x5) Y525 (x5) Y534 (x5) Y552 (x5) Y502 (x5) Y532 (x5) Y501 (x5)		Y502 - Y501 - Y541 - Y532 - Y521 - Y543- Y561 - Y551 - Y556 Y507 - Y512 - Y533 - Y534 - Y552 - Y554 - Y553 - Y557 - Y509 Y513 - Y525 - Y545 - Y524 - Y515 - Y536 - Y526 - Y537 - Y547 Y527 - Y504 - Y566 - Y516 - Y505 - Y506	
PRICE €	1.659,70		775,10	

CARBIDE ROTARY BURRS

○ Recommended
● Highly Recommended





Material	Standard Cut Types			Special Cut Types					
	6	2	3	NG3	4	6 TiAlN	NG6	9	3 INOX
Aluminium, Plastic			●	●					
Brass, Copper, Cast Iron, Bronze	●	●			○	●	●	○	
Steels	●	●			○	●	●	○	
Stainless Steel, Titanium	○	○			○	○	○	○	●

NEW

NEW LATEST GENERATION CUT TYPES

Improve your manufacturing processes, reduce operating times and increase the lifetime of your tools.

NG 6: Suitable for improving performance and finishing in General Uses, Steels, Cast Iron, Brass, Copper, Bronze and Stainless Steel.

- Increased performance and greater chip evacuation capacity.
- Reduction of working times.
- Innovative geometry with small chip breakers, allows the evacuation of larger volumes of chips in less time.
- Cost reduction: Greater performance, greater chip evacuation in less time.

NG 3: Optimal for machining Aluminium, Titanium, Non-Ferrous Metals, Plastics and Fiberglass Reinforced Plastics.

- 5 cuts, better cutting operation and greater chip evacuation.
- Innovative geometry with double relief allows to evacuate larger chip volumes in less time.
- Designed to machine aluminium and reduce machining stresses, improving the finishing of the workpiece.
- Cost reduction: Greater performance, greater chip evacuation in less time.

3 INOX: Specific for working with all types of Stainless Steel, specially those with a high percentage of Nickel, as they generate a high difficulty in machining.

- Increases chip evacuation, preventing the INOX from sticking.
- Reduces operating time, as the cutting edge remains clean, without adhering chips.
- Greater performance, due to reduced friction and heating.
- Better surface finishing of the workpiece.

RECOMMENDED OPERATING SPEEDS

The speeds in the table below are quoted x 1.000 rpm

Ø		Aluminium, Plastic		Brass, Copper, Cast Iron, Bronze		Steels		Stainless Steel, Titanium	
mm	"	Speed Range	Recomm. Start Point	Speed Range	Recomm. Start Point	Speed Range	Recomm. Start Point	Speed Range	Recomm. Start Point
3	1/8"	60-80	65	45-80	65	60-80	80	60-80	80
6	1/4"	15-60	40	22-60	45	45-60	50	30-45	40
10	3/8"	10-50	25	15-40	30	30-40	30	19-30	25
12	1/2"	7-30	20	11-30	25	22-30	25	15-22	20
16	5/8"	6-20	15	9-20	20	18-20	20	12-18	15
20	3/4"	5-17	10	8-17	12	15-17	15	10-15	10
25	1"	4-13	8	6-13	10	10-13	10	7-11	8

Recommended speeds are based on standard shank length of 45 mm. and maximum overhang of 10 mm.
Maximum recommended operating speeds for extended length shanks is 15.000 rpm.

CYLINDER WITHOUT END CUT

TYPE A — **CARBIDE**

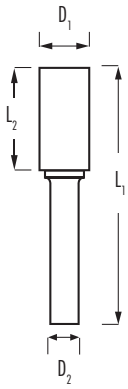



		D1 mm	L2 mm	D2 mm	L1 mm	Type	Cuts - PRICE 2	3	4	6	6+TiAlN	NG6	9	3 INOX
3 mm. SHANK	ABM30106	1.5	6.0	3	38	Solid Carbide	19,83			19,83	28,35			
	ABM30211	2.0	11.0	3	38	Solid Carbide	15,56		√	15,56	24,98		√	
	ABM30314	3.0	14.0	3	38	Solid Carbide	9,27	17,77	√	9,27	16,47		√	29,31
	ABM30512	5.0	12.7	3	38	Solid Carbide	32,21			30,72	46,49			
	ABM30605	6.3	4.7	3	37	Welded	23,19		√	23,19	35,02		√	
	ABM30612	6.3	12.7	3	45	Welded	23,21	39,52	√	23,90	40,89		√	42,68
LONG SERIES	ABM30314-50	3.0	14.0	3	50	Solid Carbide	30,70	42,98	√	30,70	√		√	
	ABM30314-75	3.0	14.0	3	75	Solid Carbide	37,98	53,13	√	38,33	√		√	
	ABM30314-100	3.0	14.0	3	100	Solid Carbide	44,10	61,75	√	44,10	√		√	

		D1 mm	L2 mm	D2 mm	L1 mm	Type	Cuts - PRICE 2	3	4	6	6+TiAlN	NG6	9	3 INOX
6 mm. SHANK	ABM60312	3.0	14.0	6	50	Solid Carbide	34,93			34,93	50,20			
	ABM60413	4.0	14.0	6	50	Solid Carbide	28,33			28,33	44,27			
	ABM60516	5.0	16.0	6	50	Solid Carbide	26,51			27,52	44,21			
	ABM60618	6.0	18.0	6	50	Solid Carbide	19,60	23,78	√	19,60	30,49	27,98	√	37,43
	ABM60625	6.0	25.0	6	50	Solid Carbide	35,81			35,81	57,48			
	ABM60820	8.0	20.0	6	64	Welded	24,98	30,23	√	24,98	37,89	35,60	√	42,02
	ABM61014	9.6	13.5	6	59	Welded	37,17			37,17	50,28			
	ABM61020	10.0	20.0	6	64	Welded	26,87	32,69	√	26,87	41,86	40,25	√	42,65
	ABM61025	10.0	25.0	6	70	Welded	41,12			41,51	58,98			
	ABM61125	11.0	25.0	6	70	Welded	48,42		√	48,42	70,70		√	
	ABM61220	12.0	20.0	6	64	Welded	50,22		√	50,84	69,01		√	
	ABM61225	12.0	25.0	6	69	Welded	41,54	50,41	√	41,54	62,37	57,04	√	63,45
	ABM61525	16.0	25.0	6	69	Welded	51,93	63,46	√	51,93	76,26	71,78	√	
	ABM62025	19.0	25.0	6	69	Welded	89,19	111,03	√	89,19	115,22		√	
	ABM62525	25.0	25.0	6	70	Welded	161,13	202,83	√	161,13	201,68		√	
LONG SERIES	ABM60618-100	6.0	18.0	6	100	Solid Carbide	74,76	104,66		74,76	√		√	
	ABM60618-150	6.0	18.0	6	150	Solid Carbide	96,30	134,80		96,30	√		√	
	ABM60820-170	8.0	19.0	6	172	Welded	42,28	62,16		42,28	√		√	
	ABM61020-170	9.6	19.0	6	172	Welded	48,34	66,91		46,54	√		√	
	ABM61225-175	12.7	25.0	6	178	Welded	75,45	104,66		75,45	√		√	

		D1 mm	L2 mm	D2 mm	L1 mm	Type	Cuts - PRICE 2	3	4	6	6+TiAlN	NG6	9	3 INOX
8 mm. SHANK	ABM81225	12.7	25.0	8	70	Welded	41,15	49,94		41,15	62,37			
	ABM81525	16.0	25.0	8	70	Welded	51,44	62,87	√	51,44	76,26		√	
	ABM82025	19.0	25.0	8	70	Welded	88,35	109,99	√	88,35	115,22		√	
	ABM82525	25.0	25.0	8	70	Welded	161,13	202,83	√	161,13	201,68		√	

CYLINDER WITH END CUT

TYPE A/E — **CARBIDE**

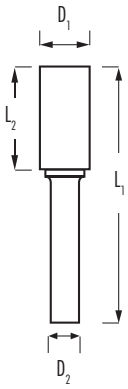

		D1 mm	L2 mm	D2 mm	L1 mm	Type	Cuts - PRICE 2	3	NG3	4	6	6+TiAlN	NG6	9
3 mm. SHANK	ABM30106E	1.5	6.0	3	38	Solid Carbide	20,02				20,02	28,61		
	ABM30211E	2.0	11.0	3	38	Solid Carbide	15,71			√	15,71	25,21		√
	ABM30314E	3.0	14.0	3	38	Solid Carbide	9,43	18,21			9,43	18,72		
	ABM30512E	5.0	12.7	3	38	Solid Carbide	32,58				32,58	48,74		
	ABM30605E	6.3	4.7	3	37	Welded	23,42			√	23,42	35,34		√
	ABM30612E	6.3	12.7	3	45	Welded	25,58	39,86		√	25,58	41,23		√
LONG SERIES	ABM30314-50E	3.0	14.0	3	50	Solid Carbide	33,79			√	33,79	√		√
	ABM30314-75E	3.0	14.0	3	75	Solid Carbide	41,76			√	41,76	√		√
	ABM30314-100E	3.0	14.0	3	100	Solid Carbide	48,50			√	48,50	√		√

		D1 mm	L2 mm	D2 mm	L1 mm	Type	Cuts - PRICE 2	3	NG3	4	6	6+TiAlN	NG6	9
6 mm. SHANK	ABM60312E	3.0	12.0	6	50	Solid Carbide	35,27				35,27	50,67		
	ABM60413E	4.0	14.0	6	50	Solid Carbide								
	ABM60516E	5.0	16.0	6	50	Solid Carbide	28,07				28,89	44,63		
	ABM60618E	6.0	18.0	6	50	Solid Carbide	20,59	25,80	44,03	√	20,59	36,94	28,80	√
	ABM60625E	6.0	25.0	6	50	Solid Carbide	37,33				37,33	58,01		
	ABM60820E	8.0	20.0	6	64	Welded	25,39	32,84		√	25,39	43,08	38,04	√
	ABM61014E	9.6	13.5	6	59	Welded	37,58				37,58	50,76		
	ABM61020E	10.0	20.0	6	64	Welded	27,87	39,36	52,16	√	27,87	49,99	42,99	√
	ABM61025E	9.6	25.0	6	70	Welded	44,45				44,45	59,54		
	ABM61125E	11.0	25.0	6	70	Welded	48,88			√	48,88	71,37		√
	ABM61220E	12.7	19.0	6	64	Welded	50,91			√	51,18	71,89		√
	ABM61225E	12.0	25.0	6	69	Welded	42,17	64,69	75,43	√	42,17	68,29	60,36	√
	ABM61525E	16.0	25.0	6	69	Welded	58,19	69,21		√	61,86	95,69	73,10	√
	ABM62025E	19.0	25.0	6	69	Welded	89,32	122,40		√	89,32	145,57		√
	ABM62525E	25.0	25.0	6	70	Welded	180,19	235,27		√	180,19	203,75		√
LONG SERIES	ABM60618-100E	6.0	18.0	6	100	Solid Carbide	82,24				82,24	√		√
	ABM60618-150E	6.0	18.0	6	150	Solid Carbide	105,90				105,90	√		√
	ABM60820-170E	8.0	19.2	6	170	Welded	46,52				46,52	√		√
	ABM61020-170E	9.6	19.2	6	170	Welded	53,17				53,17	√		√
	ABM61225-175E	12.7	25.4	6	175	Welded	82,99				82,99	√		√

		D1 mm	L2 mm	D2 mm	L1 mm	Type	Cuts - PRICE 2	3	NG3	4	6	6+TiAlN	NG6	9
8 mm. SHANK	ABM81225E	12.7	25.0	8	70	Welded	42,17	55,38		√	42,17	77,73		√
	ABM81525E	16.0	25.0	8	70	Welded	58,19	69,21		√	57,81	95,69		√
	ABM82025E	19.0	25.0	8	70	Welded	93,91	122,40		√	89,32	145,57		√
	ABM82525E	25.0	25.0	8	70	Welded	180,19	235,27		√	180,19	203,75		√

BALL NOSED CYLINDER

TYPE C — **CARBIDE**

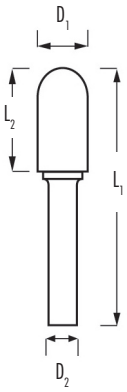

		D1 mm	L2 mm	D2 mm	L1 mm	Type	Cuts - PRICE 2	3	NG3	4	6	6+TiAlN	NG6	9	3 INOX
3 mm. SHANK	CBM30211	2.0	11.0	3	38	Solid Carbide	15,15			√	15,15	23,34		√	
	CBM30212	2.5	11.0	3	38	Solid Carbide	15,15				15,15	23,34			
	CBM30312	3.0	14.0	3	38	Solid Carbide	8,80	22,33		√	8,80	13,83		√	26,80
	CBM30512	5.0	12.7	3	38	Solid Carbide	33,50				33,50	52,69			
	CBM30612	6.3	12.7	3	45	Welded	25,58	37,79		√	25,58	40,89		√	40,80
LONG SERIES	CBM30312-50	3.0	14.0	3	50	Solid Carbide	34,42	48,21		√	34,42	√		√	
	CBM30312-75	3.0	14.0	3	75	Solid Carbide	42,49	59,50		√	42,49	√		√	
	CBM30312-100	3.0	14.0	3	100	Solid Carbide	48,42	67,78		√	48,42	√		√	

		D1 mm	L2 mm	D2 mm	L1 mm	Type	Cuts - PRICE 2	3	NG3	4	6	6+TiAlN	NG6	9	3 INOX
6 mm. SHANK	CBM60312	3.0	14.0	6	50	Solid Carbide	34,95				34,95	49,22			
	CBM60413	4.0	14.0	6	50	Solid Carbide	31,47				31,47	45,64			
	CBM60516	5.0	16.0	6	50	Solid Carbide	29,58				29,58	49,47			
	CBM60618	6.0	18.0	6	50	Solid Carbide	21,47	27,31	43,47	√	21,47	32,32	34,13	√	43,60
	CBM60625	6.0	25.0	6	50	Solid Carbide	41,86				41,86	58,00			
	CBM60820	8.0	20.0	6	64	Welded	22,94	36,77		√	22,94	33,20	38,07	27,07	45,75
	CBM61020	10.0	20.0	6	64	Welded	25,86	36,20	48,27	√	25,86	39,06	44,32	√	48,42
	CBM61025	9.6	25.0	6	70	Welded	44,67				44,67	64,13			
	CBM61125	11.0	25.0	6	70	Welded	53,18			√	53,18	75,46		√	
	CBM61210	12.0	10.0	6	54	Welded	57,62				57,62	76,48			
	CBM61220	12.7	19.0	6	64	Welded	59,16			√	56,94	82,16		√	
	CBM61225	12.0	25.0	6	69	Welded	37,77	56,22	75,92	√	37,77	55,26	63,34	√	76,14
	CBM61525	16.0	25.0	6	69	Welded	57,29	71,64		√	57,29	80,63	81,18	√	
	CBM62025	19.0	25.0	6	69	Welded	83,08	102,87		√	83,08	105,48		√	
	CBM62525	25.0	25.0	6	70	Welded	154,43	205,35			154,43	233,69			
LONG SERIES	CBM60618-100	6.0	18.0	6	100	Solid Carbide	85,52	119,72			85,52	√		√	
	CBM60618-150	6.0	18.0	6	150	Solid Carbide	110,26	154,37			108,60	√		√	
	CBM60820-170	8.0	19.2	6	175	Welded	46,23	67,78			46,23	√		√	
	CBM61020-170	9.6	19.2	6	170	Welded	54,85	74,56			53,83	√		√	
	CBM61225-175	12.7	25.4	6	175	Welded	87,11	117,16			83,03	√		√	

		D1 mm	L2 mm	D2 mm	L1 mm	Type	Cuts - PRICE 2	3	NG3	4	6	6+TiAlN	NG6	9	3 INOX
8 mm. SHANK	CBM81225	12.7	25.0	8	70	Welded	37,42	55,69		√	37,42	55,26		√	
	CBM81525	16.0	25.0	8	70	Welded	56,75	70,98		√	56,75	80,63		√	
	CBM82025	19.0	25.0	8	70	Welded	82,30	101,90		√	82,30	105,48		√	
	CBM82525	25.0	25.0	8	70	Welded	154,43	205,35			154,43	233,69			

BALL

TYPE D — **CARBIDE**

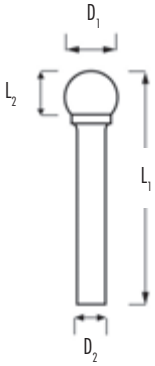

3 NG3 6 NG6 3 INOX

		D1 mm	L2 mm	D2 mm	L1 mm	Type	Cuts - PRICE 2	3	NG3	4	6	6+TiAlN	NG6	9	3 INOX
3 mm. SHANK	DBM30202	2.0	1.8	3	38	Solid Carbide	17,38			√	17,38	25,59		√	
	DBM30302	2.5	2.3	3	38	Solid Carbide	16,29				16,29	23,76			
	DBM30303	3.0	2.5	3	38	Solid Carbide	8,43	23,49		√	8,43	14,71		√	25,35
	DBM30404	4.0	3.4	3	45	Solid Carbide	23,23	17,78		√	23,23	30,29		√	
	DBM30505	5.0	4.7	3	38	Solid Carbide	38,16				38,16	57,11			
	DBM30606	6.0	5.0	3	50	Welded	19,91	15,13		√	19,91	33,06		√	37,12
LONG SERIES	DBM30303-50	3.0	2.7	3	50	Solid Carbide	32,10	44,94		√	32,10	√		√	
	DBM30303-75	3.0	2.7	3	75	Solid Carbide	39,44	55,20		√	39,44	√		√	

		D1 mm	L2 mm	D2 mm	L1 mm	Type	Cuts - PRICE 2	3	NG3	4	6	6+TiAlN	NG6	9	3 INOX
6 mm. SHANK	DBM60303	3.0	2.5	6	50	Solid Carbide	38,35				37,44				
	DBM60404	4.0	3.0	6	50	Solid Carbide	33,50				33,50				
	DBM60505	5.0	4.0	6	50	Solid Carbide	29,14				29,14				
	DBM60606	6.0	5.0	6	50	Solid Carbide	19,10	26,58	39,93	√	19,10	29,05	28,83	√	40,05
	DBM60808	8.0	6.4	6	50	Welded	19,47	28,29		√	19,47	29,74	31,30	√	36,92
	DBM61010	10.0	9.0	6	53	Welded	20,99	31,10	39,95	√	20,99	34,14	34,03	√	40,07
	DBM61111	11.0	9.5	6	55	Welded	41,24			√	41,24	63,53		√	
	DBM61212	12.0	11.0	6	55	Welded	31,84	40,96	55,47	√	31,84	51,49	47,14	√	55,63
	DBM61515	16.0	14.0	6	58	Welded	46,23	52,88		√	46,23	70,48	58,42	√	
	DBM62020	19.0	16.0	6	60	Welded	61,80	75,05		√	62,39	89,61		√	
	DBM62525	25.0	22.0	6	67	Welded	135,86	174,96		√	135,86	176,42		√	
LONG SERIES	DBM60808-180	8.0	7.0	6	180	Welded	37,28	54,65			37,28	√		√	
	DBM61010-185	9.6	8.5	6	185	Welded	44,27	61,10			44,27	√		√	
	DBM61212-162	12.7	11.4	6	162	Welded	64,30	84,84			61,90	√		√	

		D1 mm	L2 mm	D2 mm	L1 mm	Type	Cuts - PRICE 2	3	NG3	4	6	6+TiAlN	NG6	9	3 INOX
8 mm. SHANK	DBM81212	12.7	11.0	8	56	Welded	31,54	40,58		√	31,54	50,07		√	
	DBM81515	16.0	14.0	8	59	Welded	45,80	52,38		√	45,80	70,48		√	
	DBM82020	19.0	16.5	8	62	Welded	61,80	75,05		√	61,80	89,61		√	
	DBM82525	25.0	22.0	8	67	Welded	135,86	174,96		√	135,86	176,42		√	

OVAL

TYPE E **CARBIDE**



		D1 mm	L2 mm	D2 mm	L1 mm	Type	Cuts - PRICE 2	3	4	6	6+TiAlN	NG6	9	3 INOX
3 mm. SHANK	EBM30306	3.0	6.0	3	38	Solid Carbide	**9,31**	**22,71**	√	**9,31**	**15,09**		√	
	EBM30508	5.0	8.0	3	38	Solid Carbide	**33,04**			**33,04**	**48,73**			
	EBM30610	6.3	9.5	3	42	Welded	**22,30**	**34,03**	√	**22,76**	**36,73**		√	
LONG SERIES	EBM30306-50	3.0	6.0	3	50	Solid Carbide	**39,92**			**39,92**				
	EBM30306-75	3.0	6.0	3	75	Solid Carbide	**45,79**			**45,79**				

		D1 mm	L2 mm	D2 mm	L1 mm	Type	Cuts - PRICE 2	3	4	6	6+TiAlN	NG6	9	3 INOX
6 mm. SHANK	EBM60610	6.0	10.0	6	50	Solid Carbide	**20,86**	**30,91**	√	**20,86**	**31,98**	**33,00**	√	
	EBM60815	8.0	13.0	6	58	Welded	**23,79**	**34,46**	√	**23,79**	**35,74**	**36,76**	√	**48,50**
	EBM61015	10.0	16.0	6	60	Welded	**30,04**	**39,26**	√	**30,04**	**43,44**	**41,77**	√	**46,15**
	EBM61220	12.0	22.0	6	67	Welded	**37,44**	**48,92**	√	**37,44**	**55,14**	**59,49**	√	**73,72**
	EBM61525	16.0	25.0	6	70	Welded	**59,47**	**70,79**	√	**59,47**	**84,29**	**82,65**	√	
	EBM62025	19.0	25.0	6	70	Welded	**83,19**	**102,85**	√	**83,19**	**110,73**		√	
LONG SERIES	EBM61015-165	9.6	16.0	6	165	Welded	**63,39**			**63,39**				
	EBM61220-170	12.7	22.0	6	170	Welded	**82,50**			**82,50**				

		D1 mm	L2 mm	D2 mm	L1 mm	Type	Cuts - PRICE 2	3	4	6	6+TiAlN	NG6	9	3 INOX
8 mm. SHANK	EBM81220	12.7	22.0	8	67	Welded	**37,10**	**48,46**	√	**37,10**	**55,14**		√	
	EBM81525	16.0	25.0	8	70	Welded	**58,92**	**70,13**	√	**58,92**	**84,29**		√	
	EBM82025	19.0	25.0	8	70	Welded	**82,41**	**101,88**	√	**82,41**	**110,73**		√	

BALL NOSED TREE

TYPE F — **CARBIDE**

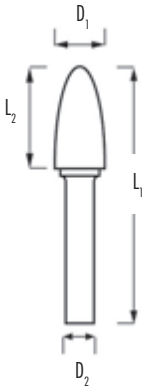

3 | NG3 | 6 | NG6 | 3 INOX

		D1 mm	L2 mm	D2 mm	L1 mm	Type	Cuts - PRICE 2	3	NG3	4	6	6+TiAlN	NG6	9	3 INOX
3 mm. SHANK	FBM30306	3.0	6.0	3	38	Solid Carbide	**28,16**				**28,16**	**38,35**			
	FBM30308	3.0	8.0	3	38	Solid Carbide	**18,93**			√	**18,93**	**27,13**		√	
	FBM30312	3.0	14.0	3	38	Solid Carbide	**10,28**	**26,50**		√	**10,28**	**15,02**		√	**28,62**
	FBM30512	5.0	12.7	3	38	Solid Carbide	**34,24**				**34,24**	**48,29**			
	FBM30612	6.3	12.7	3	45	Welded	**25,34**	**36,14**		√	**25,34**	**40,89**		√	**39,03**
LONG SERIES	FBM30312-50	3.0	14.0	3	50	Solid Carbide				√				√	
	FBM30312-75	3.0	14.0	3	75	Solid Carbide									

		D1 mm	L2 mm	D2 mm	L1 mm	Type	Cuts - PRICE 2	3	NG3	4	6	6+TiAlN	NG6	9	3 INOX
6 mm. SHANK	FBM60618	6.0	18.0	6	50	Solid Carbide	**22,16**	**30,21**	**45,38**	√	**22,16**	**33,51**	**31,54**	√	**45,53**
	FBM60820	8.0	20.0	6	64	Welded	**22,45**	**38,66**		√	**22,45**	**32,46**	**38,18**	√	**45,95**
	FBM61020	10.0	20.0	6	64	Welded	**26,43**	**38,25**	**48,56**	√	**26,43**	**38,62**	**47,10**	√	**48,73**
	FBM61125	11.0	25.0	6	70	Welded	**53,91**			√	**53,91**	**76,19**		√	
	FBM61220	12.7	19.0	6	64	Welded	**54,10**			√	**54,10**	**78,08**		√	
	FBM61225	12.0	25.0	6	69	Welded	**35,11**	**53,60**	**71,92**	√	**35,11**	**51,21**	**62,24**	√	**72,14**
	FBM61525	16.0	25.0	6	69	Welded	**61,22**	**77,54**		√	**61,22**	**85,98**	**81,93**	√	
	FBM61530	16.0	30.0	6	75	Welded	**83,44**				**87,54**	**120,66**			
	FBM62025	19.0	25.0	6	69	Welded	**42,70**	**110,23**		√	**43,11**	**69,41**		√	
	FBM62032	19.0	32.0	6	77	Welded	**65,93**	**82,60**		√	**65,93**	**101,57**		√	
	FBM62038	19.0	38.0	6	83	Welded	**172,49**	**205,02**		√	**172,49**	**213,07**		√	
LONG SERIES	FBM60818-150	6.0	18.0	6	150	Solid Carbide						√		√	
	FBM61020-170	9.6	19.2	6	170	Welded						√		√	
	FBM61225-175	12.7	25.4	6	175	Welded									

		D1 mm	L2 mm	D2 mm	L1 mm	Type	Cuts - PRICE 2	3	NG3	4	6	6+TiAlN	NG6	9	3 INOX
8 mm. SHANK	FBM81225	12.7	25.0	8	70	Welded	**34,79**	**53,10**		√	**34,79**	**50,26**		√	
	FBM81525	16.0	25.0	8	70	Welded	**60,65**	**76,82**		√	**60,65**	**85,98**		√	
	FBM82025	19.0	25.0	8	70	Welded	**88,13**	**110,23**		√	**97,92**	**131,54**		√	
	FBM82032	19.0	32.0	8	77	Welded	**115,55**	**139,89**		√	**115,55**	**150,01**		√	
	FBM82038	19.0	38.0	8	83	Welded	**172,49**	**205,02**		√	**172,49**	**213,07**		√	

POINTED TREE

TYPE G **CARBIDE**

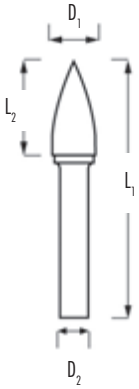

		D1 mm	L2 mm	D2 mm	L1 mm	Type	Cuts - PRICE 2	3	NG3	4	6	6+TiAlN	NG6	9	3 INOX
3 mm. SHANK	GBM30306	3.0	6.0	3	38	Solid Carbide	17,38			√	17,38	25,59		√	
	GBM30310	3.0	10.0	3	38	Solid Carbide	17,79				17,79	26,46			
	GBM30312	3.0	14.0	3	38	Solid Carbide	10,27	23,63		√	10,27	15,31		√	
	GBM30512	5.0	12.7	3	38	Solid Carbide	32,45				34,15	48,73			
	GBM30612	6.3	12.7	3	45	Welded	25,81	35,66		√	25,81	40,89		√	
LONG SERIES	GBM30312-50	3.0	14.0	3	50	Solid Carbide	31,72	44,45		√	31,72	√		√	
	GBM30312-75	3.0	14.0	3	75	Solid Carbide	39,83	55,71		√	39,83	√		√	

		D1 mm	L2 mm	D2 mm	L1 mm	Type	Cuts - PRICE 2	3	NG3	4	6	6+TiAlN	NG6	9	3 INOX
6 mm. SHANK	GBM60618	6.0	18.0	6	50	Solid Carbide	21,07	29,96	50,72	√	21,07	31,87	31,57	√	50,87
	GBM60820	8.0	20.0	6	64	Welded	22,25	36,32		√	22,25	34,74	36,13	√	54,73
	GBM61020	10.0	20.0	6	64	Welded	25,01	38,17	65,69	√	25,01	39,52	42,61	√	65,88
	GBM61220	12.7	19.0	6	64	Welded	52,86			√	51,37	76,42		√	
	GBM61225	12.0	25.0	6	69	Welded	33,83	53,30	73,83	√	33,83	53,76	55,24	√	74,06
	GBM61230	12.7	30.0	6	75	Welded	87,53			√	87,53	116,55		√	
	GBM61525	16.0	25.0	6	69	Welded	62,24	77,16		√	62,24	92,45	83,30	√	
	GBM61530	16.0	30.0	6	75	Welded	98,51			√	103,70	148,95		√	
	GBM62025	19.2	25.0	6	69	Welded	103,79			√	115,31	148,95		√	
	GBM62038	19.0	38.0	6	83	Welded	134,02	97,71		√	134,02	166,04		√	
LONG SERIES	GBM61020-170	9.6	19.2	6	170	Welded	56,07	77,89			56,07	√		√	
	GBM61225-175	12.7	25.4	6	175	Welded	79,60	105,85			75,88	√		√	

		D1 mm	L2 mm	D2 mm	L1 mm	Type	Cuts - PRICE 2	3	NG3	4	6	6+TiAlN	NG6	9	3 INOX
8 mm. SHANK	GBM81225	12.7	25.0	8	70	Welded	33,52			√	33,52	53,76		√	
	GBM81230	12.7	30.0	8	75	Welded	87,53			√	87,53	116,55		√	
	GBM81525	16.0	25.0	8	70	Welded	61,66			√	61,66	92,45		√	
	GBM81630	16.0	30.0	8	75	Welded	98,51			√	103,70	148,95		√	
	GBM82025	19.0	25.0	8	70	Welded	103,79			√	115,31	155,33		√	
	GBM82038	19.0	38.0	8	83	Welded	132,77			√	132,77	166,04		√	

FLAME

TYPE H — **CARBIDE**



		D1 mm	L2 mm	D2 mm	L1 mm	Type	Cuts - PRICE 2	3	4	6	6+TiAlN	NG6	9	3 INOX
3 mm. SHANK	HBM30306	3.0	6.0	3	38	Solid Carbide	**16,05**		√	**17,84**	**25,89**		√	
	HBM30510	5.0	9.5	3	38	Solid Carbide	**35,50**			**35,50**	**47,46**			
	HBM30612	6.0	10.0	3	43	Welded	**26,25**			**26,25**	**35,81**			

		D1 mm	L2 mm	D2 mm	L1 mm	Type	Cuts - PRICE 2	3	4	6	6+TiAlN	NG6	9	3 INOX
6 mm. SHANK	HBM60614	6.0	14.0	6	50	Solid Carbide	**28,20**			**31,34**	**45,68**	**35,19**		
	HBM60820	8.0	20.0	6	64	Welded	**30,18**	**36,91**	√	**30,18**	**46,40**	**38,96**	√	**54,85**
	HBM61020	10.0	20.0	6	65	Welded	**47,25**	**47,60**		**47,25**	**63,47**	**77,28**		**84,35**
	HBM61232	12.0	32.0	6	77	Welded	**57,04**	**73,85**	√	**57,04**	**81,83**	**78,75**	√	**111,29**
	HBM61535	16.0	36.0	6	81	Welded	**85,84**	**105,70**	√	**85,84**	**120,58**	**115,18**	√	
	HBM62042	19.0	41.0	6	86	Welded	**125,55**	**147,60**	√	**125,55**	**157,23**		√	

		D1 mm	L2 mm	D2 mm	L1 mm	Type	Cuts - PRICE 2	3	4	6	6+TiAlN	NG6	9	3 INOX
8 mm. SHANK	HBM81232	12.7	32.0	8	77	Welded	**56,51**		√	**56,51**	**81,83**		√	
	HBM81535	16.0	36.0	8	81	Welded	**85,03**		√	**85,03**	**120,58**		√	
	HBM82042	19.0	41.0	8	86	Welded	**124,38**		√	**124,38**	**157,23**		√	

60º / 90º COUNTERSINK

TYPE J — **CARBIDE**

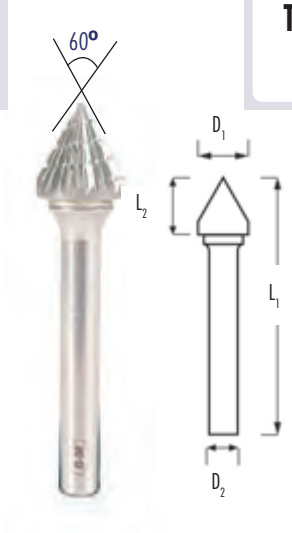

TYPE K — **CARBIDE** — **TiAlN**



	TYPE J	D1 mm	L2 mm	D2 mm	L1 mm	Angle	Type	Cuts - PRICE 2	3	4	6	6+TiAlN	9
3 mm. SHANK	JBM30303	3.0	2.5	3	38	60º	Solid Carbide	**14,58**			**14,58**	**23,17**	√
6 mm. SHANK	JBM60606	6.0	4.0	6	50	60º	Solid Carbide	**25,45**			**25,45**	**39,44**	√
	JBM61008	9.6	8.0	6	56	60º	Welded	**29,94**			**29,94**	**47,18**	√
	JBM61210	12.7	11.0	6	59	60º	Welded	**36,38**			**36,38**	**57,58**	√
	JBM61512	16.0	14.5	6	63	60º	Welded	**54,74**			**54,74**	**80,87**	√
	JBM62018	19.0	17.5	6	65	60º	Welded	**69,58**			**69,58**	**99,83**	√
	JBM62520	25.0	24.5	6	70	60º	Welded	**121,26**			**121,26**	**148,27**	√
8 mm. SHANK	JBM81210	12.7	11.0	8	59	60º	Welded	**36,38**			**36,38**	**57,58**	√
	JBM81512	16.0	14.5	8	63	60º	Welded	**54,74**			**54,74**	**80,87**	√
	JBM82018	19.0	17.5	8	65	60º	Welded	**69,58**			**69,58**	**99,83**	√
	JBM82520	25.0	24.5	8	70	60º	Welded	**121,26**			**121,26**	**148,27**	

	TYPE K	D1 mm	L2 mm	D2 mm	L1 mm	Angle	Type	Cuts - PRICE 2	3	4	6	6+TiAlN	9
3 mm. SHANK	KBM30303	3.0	1.5	3	38	90º	Solid Carbide	**9,35**			**9,35**	**15,47**	√
6 mm. SHANK	KBM60603	6.0	3.0	6	50	90º	Solid Carbide	**20,57**	**20,78**		**20,57**	**31,54**	√
	KBM61004	10.0	5.0	6	55	90º	Welded	**25,28**	**23,80**		**25,28**	**41,81**	√
	KBM61206	12.0	6.0	6	55	90º	Welded	**33,87**	**31,01**		**33,87**	**53,12**	√
	KBM61508	16.0	8.0	6	57	90º	Welded	**41,95**	**43,21**		**41,95**	**68,29**	√
	KBM62012	19.0	9.5	6	59	90º	Welded	**56,83**	**69,24**		**56,83**	**80,18**	√
	KBM62512	25.0	12.7	6	61	90º	Welded	**121,26**			**121,26**	**148,34**	√
8 mm. SHANK	KBM81206	12.7	6.3	8	55	90º	Welded	**33,56**			**33,56**	**53,12**	√
	KBM81508	16.0	8.0	8	57	90º	Welded	**41,56**			**41,56**	**68,29**	√
	KBM82012	19.0	9.5	8	59	90º	Welded	**56,29**			**56,29**	**80,18**	√
	KBM82512	25.0	12.7	8	61	90º	Welded	**121,26**			**121,26**	**148,34**	

BALL NOSED CONE

TYPE L — **CARBIDE**



		D1 mm	L2 mm	D2 mm	L1 mm	Angle	Type	Cuts - PRICE 2	3	NG3	4	6	6+TiAlN	NG6	9	3 INOX
3 mm. SHANK	LBM30310	3.0	10.0	3	38	10º	Solid Carbide	**17,72**			√	**17,72**	**25,59**		√	
	LBM30312	3.0	14.0	3	38	8º	Solid Carbide	**10,19**	**23,80**		√	**10,19**	**16,37**		√	
	LBM30512	5.0	12.7	3	38	14º	Solid Carbide	**39,04**				**39,04**	**56,65**			
	LBM30612	6.3	15.8	3	48	22º	Welded	**28,50**	**42,47**		√	**29,91**	**49,09**		√	

		D1 mm	L2 mm	D2 mm	L1 mm	Angle	Type	Cuts - PRICE 2	3	NG3	4	6	6+TiAlN	NG6	9	3 INOX
6 mm. SHANK	LBM60618	6.0	18.0	6	50	14º	Solid Carbide	**21,89**	**31,76**	**47,72**	√	**21,89**	**31,65**	**33,52**	√	
	LBM60822	8.0	22.0	6	66	14º	Welded	**22,82**	**40,99**		√	**22,82**	**34,77**	**42,29**		**62,65**
	LBM61020	10.0	20.0	6	65	14º	Welded	**44,00**	**58,73**			**46,15**	**61,52**	**51,80**		**63,42**
	LBM61026	10.0	30.0	6	72	14º	Welded	**33,08**	**47,67**	**63,76**	√	**33,08**	**49,82**		√	
	LBM61225	12.0	25.0	6	70	14º	Welded	**56,26**	**69,73**			**58,44**	**79,51**			
	LBM61228	12.0	32.0	6	72	14º	Welded	**40,90**	**41,99**	**75,80**	√	**40,90**	**59,54**	**61,48**	√	**73,28**
	LBM61533	16.0	33.0	6	74	14º	Welded	**65,06**	**101,71**		√	**65,06**	**93,19**	**113,06**	√	
	LBM62038	19.0	38.0	6	82	14º	Welded	**117,18**	**153,02**		√	**117,18**	**144,49**		√	
LONG SERIES	LBM61026-176	9.6	30.2	6	176	14º	Welded	**67,38**	**93,25**			**67,38**	√			
	LBM61228-182	12.7	32.0	6	182	14º	Welded	**82,48**	**113,82**			**82,48**	√			

		D1 mm	L2 mm	D2 mm	L1 mm	Angle	Type	Cuts - PRICE 2	3	NG3	4	6	6+TiAlN	NG6	9	3 INOX
8 mm. SHANK	LBM81228	12.7	32.0	8	77	14º	Welded	**40,51**	**67,85**		√	**40,51**	**59,54**		√	
	LBM81533	16.0	33.0	8	78	14º	Welded	**64,45**	**100,76**		√	**64,45**	**93,19**		√	
	LBM82038	19.0	41.0	8	86	14º	Welded	**116,09**	**151,59**		√	**116,09**	**144,49**		√	

CONE

TYPE M | **CARBIDE**

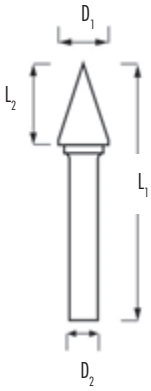

		D1 mm	L2 mm	D2 mm	L1 mm	Angle	Type	Cuts - PRICE 2	3	4	6	6+TiAlN	NG6	9
3 mm. SHANK	MBM30308	3.0	8.0	3	38	18º	Solid Carbide	**17,38**		√	**17,38**	**25,59**		√
	MBM30311	3.0	11.0	3	38	14º	Solid Carbide	**15,84**	**24,55**	√	**17,00**	**25,57**		√
	MBM30315	3.0	15.0	3	38	10º	Solid Carbide	**15,91**		√	**15,91**	**22,14**		√
	MBM30612	6.3	17.0	3	49	22º	Welded	**23,24**	**41,16**	√	**23,91**	**39,47**		√

		D1 mm	L2 mm	D2 mm	L1 mm	Angle	Type	Cuts - PRICE 2	3	4	6	6+TiAlN	NG6	9
6 mm. SHANK	MBM60612	6.0	12,7	6	50	20º	Solid Carbide	**29,33**			**29,33**	**35,86**		
	MBM60620	6.0	20.0	6	50	14º	Solid Carbide	**21,45**	**33,74**	√	**21,45**	**34,44**	**31,32**	√
	MBM60625	6.0	25.0	6	50	10º	Solid Carbide	**35,50**			**35,50**	**53,13**		
	MBM60818	8.0	18.0	6	64	22º	Welded	**25,49**	**29,81**		**25,49**	**38,70**	**45,08**	
	MBM61020	10.0	20.0	6	64	28º	Welded	**30,51**	**45,63**	√	**30,51**	**48,36**	**46,20**	√
	MBM61222	12.0	25.0	6	69	28º	Welded	**40,04**	**58,30**	√	**40,04**	**64,04**	**57,85**	√
	MBM61525	16.0	25.0	6	71	31º	Welded	**56,36**	**57,56**	√	**56,36**	**81,94**	**92,62**	√

		D1 mm	L2 mm	D2 mm	L1 mm	Angle	Type	Cuts - PRICE 2	3	4	6	6+TiAlN	NG6	9
8 mm. SHANK	MBM81222	12.7	22.0	8	71	28º	Welded	**39,67**		√	**39,67**	**64,04**		√
	MBM81525	16.0	25.0	8	71	31º	Welded	**55,84**		√	**55,84**	**81,94**		√

INVERTED CONE

TYPE N | **CARBIDE**

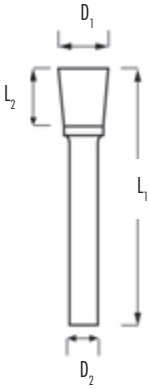

Example:

TiAlN

3 mm. SHANK

	D1 mm	L2 mm	D2 mm	L1 mm	Angle	Type	Cuts - PRICE 2	4	6	6+TiAlN	9
NBM30304	3.0	4.0	3	38	10º	Solid Carbide	**10,08**		**10,17**	**15,78**	√
NBM30304E	3.0	4.0	3	38	10º	Solid Carbide	**20,88**		**20,88**	**31,65**	
NBM30606	6.3	6.0	3	39	12º	Welded	**22,45**		**23,19**	**37,17**	√
NBM30606E	6.3	6.4	3	39	12º	Welded	**26,51**		**26,51**	**38,47**	

6 mm. SHANK

	D_1 mm	L_2 mm	D_2 mm	L_1 mm	Ángulo	Type	Cuts - PRICE 2	4	6	6+TiAlN	9
NBM60608	6.0	8.0	6	50	10º	Solid Carbide	**21,62**		**21,82**	**32,31**	√
NBM61010	10.0	10.0	6	54	16º	Welded	**32,12**		**32,42**	**47,08**	√
NBM61212	12.0	12.0	6	56	28º	Welded	**37,72**		**38,07**	**58,91**	√
NBM61520	16.0	19.0	6	63	18º	Welded	**48,62**		**49,08**	**67,48**	√
NBM62015	19.0	16.0	6	60	30º	Welded	**65,09**		**65,70**	**88,29**	√

8 mm. SHANK

	D1 mm	L2 mm	D2 mm	L1 mm	Ángulo	Type	Cuts - PRICE 2	4	6	6+TiAlN	9
NBM81212	12.7	12.7	8	58	28º	Welded	**37,72**		**37,72**	**58,91**	√
NBM81520	16.0	19.0	8	64	18º	Welded	**48,62**		**48,62**	**67,48**	√

RIM SHAPE

RIM SHAPE | **SOLID CARBIDE**

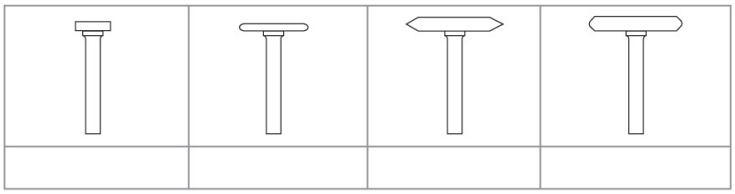

		D1 mm	L2 mm	D2 mm	L1 mm	Angle	Cuts - PRICE 2	3	4	6	6+TiAlN
3 mm. SHANK	PBM31001	10.0	1.6	3	34	-	**40,26**				

		D1 mm	L2 mm	D2 mm	L1 mm	Angle	Cuts - PRICE 2	3	4	6	6+TiAlN
6 mm. SHANK	PBM61202	12.0	2.6	6	48	-	**39,53**				
	PBM62503	25.0	3.2	6	48	90º + Radial	**173,08**				
	PBM62505	25.0	5.5	6	50	90º	**180,54**				
	PBM62506	25.0	6.3	6	51	Radial	**153,18**				
	PBM63806	38.0	6.1	6	51	90º + Radial	**372,00**				

		D1 mm	L2 mm	D2 mm	L1 mm	Angle	Cuts - PRICE 2	3	4	6	6+TiAlN
8 mm. SHANK	PBM82503	25.0	3.2	8	48	90º + Radial	**173,08**				
	PBM82505	25.0	5.5	8	50	90º	**180,54**				
	PBM82506	25.0	6.3	8	51	Radial	**153,18**				
	PBM83806	38.0	6.1	8	51	90º + Radial	**372,00**				

RADIAL BURR

SOLID CARBIDE

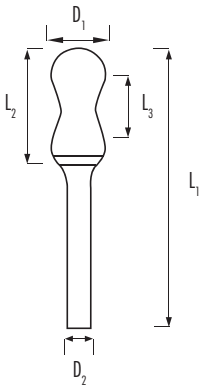

Self-centering geometry

Easily rounds the edges

Easy and precise handling

Excellent edge-surface finishing



Reference	Dimensions - En mm D1	L2	L3	D2	L1	Angle	€
CBMMN61225-2	12,8	25	16	6	70	20º	**86,09**

MINIATURE CARBIDE ROTARY BURRS

MATERIAL

SOLID CARBIDE | INOX | Ti | Ni | CAST IRON

Micro standard cut for general purposes

APPLICATIONS
- Precision pieces producers
- Jewellery applications
- Turbines producers

A C D E F G M

Accurate drilling of precious stones

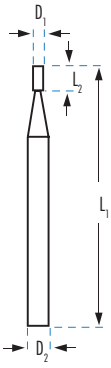

			D1 mm	L1 mm	L2 mm	D2 mm	€
TYPE A	Cylinder without end cut	ABM30104-2M	1,0	38,0	4,0	3,0	**26,27**
		ABM31504-2M	1,5	38,0	4,0	3,0	**26,27**
		ABM30204-2M	2,0	38,0	4,0	3,0	**26,27**
TYPE C	Ball nosed cylinder	CBM30104-2M	1,0	38,0	4,0	3,0	**26,27**
		CBM31504-2M	1,5	38,0	4,0	3,0	**26,27**
		CBM30204-2M	2,0	38,0	4,0	3,0	**26,27**
TYPE D	Ball	DBM30101-2M	1,0	38,0	1,0	3,0	**26,27**
		DBM31515-2M	1,5	38,0	1,5	3,0	**26,27**
		DBM30202-2M	2,0	38,0	2,0	3,0	**26,27**
TYPE E	Oval	EBM31504-2M	1,5	38,0	4,0	3,0	**26,27**
TYPE F	Ball nosed tree	FBM31504-2M	1,5	38,0	4,0	3,0	**26,27**
TYPE G	Pointed tree	GBM31504-2M	1,5	38,0	4,0	3,0	**26,27**
TYPE M	Cone	MBM31504-2M	1,5	38,0	4,0	3,0	**26,27**

Recommended operating speeds 70.000 rpm

MICRO BURR SET

BSMicroBM

Content: 10 Miniatures rotary burrs

TYPE A — Cylinder without end cut:
ABM30104-2M
ABM31504-2M

TYPE C — Ball nosed cylinder:
CBM30104-2M
CBM31504-2M

TYPE D — Ball:
DBM30101-2M
DBM31515-2M

TYPE E — Oval:
EBM31504-2M

TYPE F — Ball nosed tree:
FBM31504-2M

TYPE G — Pointed tree:
GBM31504-2M

TYPE M — Cone:
MBM31504-2M

PRICE.: **262,70**

BOLT REMOVER

- Centering carbide burr system - Maximizing the potential of drilling threads on centre
- Extracting of broken bolt threads - Reducing damage to existing threaded holes
- Guided steps to accomplish required outcome - Saving the threads and the component
- Choose the correct size of the carbide burr for the broken bolt

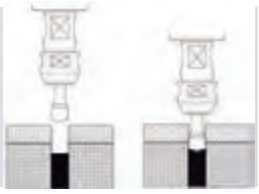

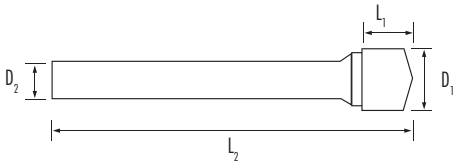

	Size Bolt/Tap	D1 mm	L1 mm	D2 mm	L2 mm	RPM	Type	€
K60520-2BR	M6	4,9	5,0	6.0	50,0	60.000	Solid Carbide	**30,05**
K60705-2BR	M8	6,4	5,0	6.0	50,0	55.000	Welded	**30,05**
K60805-2BR	M10	7,8	5,0	6.0	50,0	53.000	Welded	**39,31**
K61005-2BR	M12	9,3	5,0	6.0	50,0	50.000	Welded	**41,37**
K61105-2BR	M14	10,7	5,2	6.0	50,0	45.000	Welded	**61,19**

SET OF EXTRACTORS

NEW

REFERENCE	EX/M6K	EX/M8K	EX/M10K
QUANTITY	4	4	4
METRIC	M6	M8	M10
CONTENT	K60520-2BR • BC310490 EFX/1 • EX/1	K60705-2BR • BC310640 EFX/2 • EX/2	K60805-2BR • BC310780 EFX/3 • EX/3
PRICE €	**40,86**	**42,55**	**56,07**

NEW

REFERENCE	EX/M12K	EX/M14K
QUANTITY	4	4
METRIC	M12	M14
CONTENT	K61005-2BR • BC310930 EFX/4 • EX/4	K61105-2BR • BC311050 EFX/4 • EX/4
PRICE €	**63,08**	**85,07**

CARBIDE ROTARY BURR SETS

Ø 6 mm. SHANK

REFERENCE	PTFRBM31	PTFRBM32	PTFRBM33
QUANTITY	10	10	10
CUTS	6	6	3
QUALITY	CARBIDE	CARBIDE	CARBIDE AI
CONTENT	ABM61020-6E ABM61225-6E CBM61020-6 CBM61225-6 LBM61228-6 EBM61015-6 GBM61020-6 GBM61225-6 DBM61212-6 FBM61225-6	ABM60820-6E ABM61020-6E CBM60820-6 CBM61020-6 DBM60808-6 DBM61010-6 FBM60820-6 FBM61020-6 LBM60822-6 LBM61026-6	ABM60820-3E ABM61020-3E CBM60820-3 CBM61020-3 DBM60808-3 DBM61010-3 FBM60820-3 FBM61020-3 LBM61026-3 LBM61228-3
PRICE €	330,40	247,30	371,13

Ø 3 mm. SHANK

REFERENCE	PTFRBM34
QUANTITY	10
CUTS	6
QUALITY	CARBIDE
CONTENT	ABM30314-6 ABM30314-6E CBM30312-6 DBM30303-6 EBM30306-6 FBM30312-6 GBM30312-6 HBM30306-6 LBM30312-6 MBM30311-6
PRICE €	110,82

Ø 6 mm. SHANK

REFERENCE	PTFRBM35	PTFRBM36
QUANTITY	5	5
CUTS	6	3
QUALITY	CARBIDE	CARBIDE AI
CONTENT	ABM61225-6E MBM61222-6 CBM61225-6 DBM61212-6 FBM61225-6	ABM61225-3E LBM61228-3 CBM61225-3 DBM61212-3 FBM61225-3
PRICE €	186,93	257,46

REFERENCE	PTFRBM41	PTFRBM42	PTFRBM43	PTFRBM44
QUANTITY	4	4	4	4
CUTS	6	6	6	3
QUALITY	CARBIDE	CARBIDE	CARBIDE	CARBIDE AI
CONTENT	ABM61225-6E CBM61225-6 FBM61225-6 GBM61225-6	ABM60820-6E CBM60820-6 FBM60820-6 GBM60820-6	ABM61225-6E CBM61225-6 MBM61222-6 GBM61225-6	ABM61225-3E CBM61225-3 FBM61225-3 G61225-3
PRICE €	148,88	93,03	153,81	227,81

* Other sets on request.

CARBIDE ROTARY BURRS DISPLAYS AND SETS

REFERENCE	EMFRBM-01		
QUANTITY	15		
QUALITY	CARBIDE		
CONTENT	ABM60618-6E CBM60618-6 DBM60606-6 FBM60618-6 GBM60618-6	ABM61020-6E CBM61020-6 DBM61010-6 FBM61020-6 GBM61020-6	ABM61225-6E CBM61225-6 DBM61212-6 FBM61225-6 GBM61225-6
PRICE €	411,27		

REFERENCE	EMFRBM-02		
QUANTITY	15		
QUALITY	CARBIDE		
CONTENT	ABM61225-6 DBM61212-6 GBM61225-6	ABM61225-6E EBM61220-6 HBM61232-6	CBM61225-6 FBM61225-6 KBM61206-6
Long series	LBM61228-6 ABM61225-6-150	MBM60620-6 CBM61225-6-150	NBM61212-6 FBM61225-6-150
PRICE €	689,27		

REFERENCE	AUTOMOCION BM	BBM52
QUANTITY	8	8
QUALITY	CARBIDE	CARBIDE
CONTENT	ABM60820-6E DBM60808-6 LBM61026-6 CBM60820-6 EBM61220-6 MBM61020-6 DBM60606-6 HBM61232-6	ABM61225-6 EBM61220-6 HBM61232-6 CBM61225-6 FBM61225-6 MBM61222-6 DBM61212-6 GBM61225-6
PRICE €	244,97	314,61

* Other sets on request.

TBM12

Content:

* 1 Propower model P25 Die grinder 25.000 R.P.M. 0,55 HP with safety lever and 6 mm collet (Proven durability in production works)
* 5 rotary burrs **REF. CBM61225-6**
* 5 rotary burrs **REF. FBM61225-6**
* 1 Air inlet and exhaust hose assemblies

PRICE: **847,97 €**

TBM3

Content:

* 1 Propower Die grinder 75.000 R.P.M. 0,15 HP with 3 mm collet
* 10 Rotary burrs in 3 mm shank to choose

PRICE: **1.133,61 €**

METHACRYLATE DISPLAYS FOR CARBIDE ROTARY BURRS

Ref. **MINILUXBM-1**

MINILUXBM-1

Content: 30 Carbide rotary burrs

x 1 Uds :	ABM61225-6E CBM61225-6	DBM61212-6 FBM61225-6	GBM61225-6 LBM61228-6
x 2 Uds:	ABM60820-6E ABM61020-6E CBM60820-6 CBM61020-6	DBM60808-6 DBM61010-6 FBM60820-6 FBM61020-6	GBM60820-6 GBM61020-6 LBM60822-6 LBM61026-6

Dimensions: width 210 x depth 210 x height 210 mm. **810,74 €**

Ref. **MAXILUXBM-2**

MAXILUXBM-2

Content: 180 Carbide rotary burrs

x 5 Uds:	ABM60618-6 ABM60820-6 ABM61020-6 ABM61225-6 ABM60618-6E ABM60820-6E ABM61020-6E ABM61225-6E CBM60618-6 CBM60820-6 CBM61020-6 CBM61225-6	DBM60606-6 DBM60808-6 DBM61010-6 DBM61212-6 FBM60618-6 FBM60820-6 FBM61020-6 FBM61225-6 GBM60618-6 GBM60820-6 GBM61020-6 GBM61225-6	MBM60620-6 MBM61020-6 MBM61222-6 LBM60618-6 LBM60822-6 LBM61026-6 LBM61228-6 HBM60820-6 HBM61232-6 EBM60815-6 EBM61015-6 EBM61220-6

Dimensions: width 250 x depth 365 x height 235 mm. **5.129,70 €**

Ref. **BSBM40**

BSBM40

Content: 40 Carbide rotary burrs

x 2 Uds:	ABM60618-6E ABM60820-6E ABM61020-6E ABM61225-6E CBM60618-6 CBM60820-6 CBM61020-6 CBM61225-6	FBM60618-6 FBM60820-6 FBM61020-6 FBM61225-6 GBM60618-6 GBM60820-6 GBM61020-6 GBM61225-6	LBM60618-6 LBM60822-6 LBM61026-6 LBM61228-6

Dimensions: width 65 x depth 245 x height 300 mm. **1.102,12 €**

DIE GRINDERS FOR ROTARY BURRS



The large range of BLUE-MASTER rotary burrs is completed by assortment of die grinders which allow to maximize your efficiency and productivity.

With an excellent relation between power and weight, our range of air die grinders offers 3 different models focused on sectors such as aeronautics, foundry, automotive, shipyards, etc...

This range of industrial air die grinders optimizes the results in all applications such as polishing, roughing and finishing of surfaces.

They offer the best, the most reliable and safest solution for all the roughing and finishing applications.

ROTARY TOOL FLEXIBLE SHAFT EXTENSION

- For an improved control and for precision working.
- Suitable for a majority of rotary tools and for 3 mm shank tools. Thread 19x2mm.
- Great for working in reduced spaces.
- Max speed: 28000 rpm.

L :1070 mm

RTFD
16,57 €

DIE GRINDERS FOR ROTARY BURRS

HIGH POWER DIE GRINDER - P25

-Engine offers more power and less air consumption.
-Throttle valve for smoother start up action.
-Moulded sleeve for improved ergonomy, operator comfort and insulation.
-Ergonomically designed lever construction.

	R.P.M. 6.3 BAR	HP	WEIGHT Kg.	D1 x L1 mm	EXTENSION spindle	Ø mm. COLLET	OUTLET AIR	REPLACEMENT ENGINE	€
P25	25.000	1.10	0,73	36 x 152	without extension	6 mm.	Ahead	YES	**722,60**

LOW VIBRATION DIE GRINDER - P25LR

-Unique anti-vibration dampening system.
-Throttle valve for smoother start up action.
-Moulded sleeve for improved ergonomy, operator comfort and insulation.
-Ergonomically designed lever construction.
-Recommended for long term work.

	R.P.M. 6.3 BAR	HP	WEIGHT Kg.	D1 x L1 mm	EXTENSION spindle	Ø mm. COLLET	OUTLET AIR	REPLACEMENT ENGINE	€
P25LR	25.000	1.10	0,80	36 x 160	without extension	6 mm.	Ahead	YES	**821,40**

EXTENDED STRAIGHT DIE GRINDER – P25XLR

-Engine offers more power and less air consumption.
-Throttle valve for smoother start up action.
-Ergonomically designed lever construction.
-Spider coupling for improved transmission strength.

	R.P.M. 6.3 BAR	HP	WEIGHT Kg.	D1 x L1 mm	EXTENSION spindle	Ø mm. COLLET	OUTLET AIR	REPLACEMENT ENGINE	€
P25XLR	25.000	1.10	1.3	40 x 345	12 x150	6 mm.	Ahead	NO	**1.086,98**

Spare parts prices on request.

DIAMOND ROTARY BURRS

APPLICATIONS

Construction:
- Stone, Sandstone, Marble, Granite

Composite materials:
- Fiberglass, Carbon and graphite, glass, polyester, plastics



					A..D
	D1 mm	D2 mm	L1 mm	L2 mm	€
A30211D	2,40	3	38	11,00	**31,47**
A30314D	3,00	3	38	14,00	**34,40**
A30605D	6,35	3	44	4,70	**34,26**
A30612D	6,35	3	51	12,70	**46,30**
A60610D	6,00	6	50	10,00	**47,89**
A60820D	8,00	6	64	19,20	**52,39**
A80838D	8,00	8	66	38,00	**75,04**
A61020D	9,60	6	64	19,00	**57,08**
A61125D	11,00	6	70	25,40	**76,36**
A61220D	12,50	6	64	19,20	**75,41**
A61225D	12,50	6	70	25,40	**78,75**
A61525D	15,80	6	70	25,40	**94,67**
A62025D	19,20	6	70	25,40	**125,74**
A62525D	25,00	6	70	25,40	**145,02**

					C..D
	D1 mm	D2 mm	L1 mm	L2 mm	€
C30211D	2,40	3	38	11,00	**35,80**
C30612D	6,35	3	51	12,70	**49,98**
C60618D	6,00	6	50	18,00	**54,47**
C60820D	8,00	6	64	19,20	**59,60**
C60840D	8,00	6	64	38,00	**67,03**
C80838D	8,00	8	66	38,00	**70,84**
C61020D	9,60	6	64	19,20	**63,94**
C61011D	10,00	6	50	11,00	**87,77**
C61035D	10,00	6	66	35,00	**68,22**
C61125D	11,00	6	70	25,40	**85,52**
C61220D	12,50	6	64	19,20	**84,46**
C61225D	12,50	6	70	25,40	**88,19**
C61525D	15,80	6	70	25,40	**106,04**
C62025D	19,20	6	70	25,40	**140,83**
C62525D	25,00	6	70	25,40	**162,42**

CYLINDRICAL MOUNTED POINTS

TYPE A

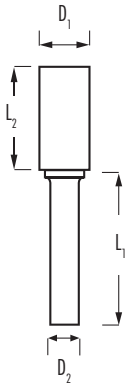

3 mm. SHANK

	D1 mm	L2 mm	D2 mm	L1 mm	A €
MA030408V	4.0	8.0	3	32	**3,90**
MA030510V	5.0	10.0	3	32	**3,97**
MA030515V	5.0	15.0	3	32	**4,08**
MA030613V	6.0	13.0	3	32	**3,97**
MA030625V	6.0	25.0	3	32	**6,15**
MA030810V	8.0	10.0	3	32	**4,08**
MA030816V	8.0	16.0	3	32	**5,49**
MA031013V	10.0	13.0	3	32	**5,49**
MA031313V	13.0	13.0	3	32	**4,83**
MA031340V	13.0	40.0	3	32	**8,61**
MA032050V*	20.0	50.0	3	32	**10,36**

* Till end of stock

6 mm. SHANK

	D1 mm	L2 mm	D2 mm	L1 mm	A €
MA060510V*	5.0	10.0	6	32	**4,24**
MA060515V*	5.0	15.0	6	32	**4,34**
MA060613V	6.0	13.0	6	32	**4,24**
MA060625V	6.0	25.0	6	32	**6,54**
MA060810V	8.0	10.0	6	32	**4,34**
MA060816V	8.0	16.0	6	32	**5,86**
MA061013V	10.0	13.0	6	32	**4,84**
MA061020V	10.0	20.0	6	32	**6,15**
MA061025V	10.0	25.0	6	32	**6,54**
MA061032V	10.0	32.0	6	32	**7,36**
MA061313V	13.0	13.0	6	32	**5,16**
MA061320V	13.0	20.0	6	32	**5,95**
MA061325V	13.0	25.0	6	32	**6,34**
MA061340V	13.0	40.0	6	32	**9,19**
MA061610V	16.0	10.0	6	32	**6,06**
MA061620V	16.0	20.0	6	32	**6,34**
MA062010V	20.0	10.0	6	32	**6,34**
MA062020V	20.0	20.0	6	32	**6,66**
MA062025V	20.0	25.0	6	32	**7,07**
MA062032V	20.0	32.0	6	32	**7,86**
MA062040V	20.0	40.0	6	32	**9,47**
MA062050V	20.0	50.0	6	32	**10,90**
MA062510V	25.0	10.0	6	32	**6,96**
MA062513V	25.0	13.0	6	32	**7,07**
MA062516V	25.0	16.0	6	32	**7,16**
MA062525V	25.0	25.0	6	32	**7,97**
MA062532V	25.0	32.0	6	32	**8,88**
MA062540V	25.0	40.0	6	32	**10,28**
MA063216V	32.0	16.0	6	32	**7,56**
MA063220V	32.0	20.0	6	32	**7,97**
MA063232V	32.0	32.0	6	32	**9,69**
MA063240V	32.0	40.0	6	32	**12,22**
MA064010V	40.0	10.0	6	32	**9,60**
MA064015V	40.0	15.0	6	32	**11,00**
MA064020V	40.0	20.0	6	32	**11,81**
MA064040V	40.0	40.0	6	32	**15,95**
MA065013V	50.0	13.0	6	32	**12,53**
MA065025V	50.0	25.0	6	32	**15,54**
MA065040V	50.0	40.0	6	32	**18,68**

CYLINDRICAL MOUNTED POINTS WITH ROUNDED HEAD

TYPE C

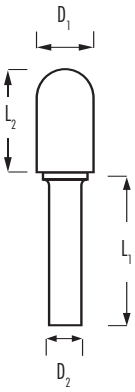

6 mm. SHANK

	D1 mm	L2 mm	D2 mm	L1 mm	C €
MC060510V	5.0	10.0	6	32	**5,51**
MC060816V	8.0	16.0	6	32	**7,60**
MC061320V	13.0	20.0	6	32	**7,73**
MC062025V	20.0	25.0	6	32	**9,19**
MC062532V	25.0	32.0	6	32	**11,54**

RIB MOUNTED POINTS

TYPE F

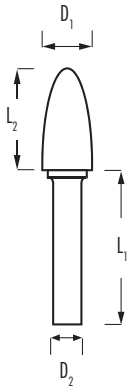

6 mm. SHANK

	D1 mm	L2 mm	D2 mm	L1 mm	F €
MF060510V	5.0	10.0	6	32	**5,51**
MF060816V	8.0	16.0	6	32	**7,60**
MF061320V	13.0	20.0	6	32	**7,73**
MF062032V	20.0	32.0	6	32	**10,23**
MF062050V	20.0	50.0	6	32	**14,16**
MF062540V	25.0	40.0	6	32	**13,38**

CONICAL MOUNTED POINTS

TYPE M

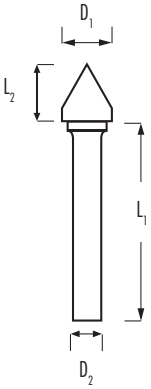

6 mm. SHANK

	D1 mm	L2 mm	D2 mm	L1 mm	M €
MM061010V	10.0	10.0	6	32	**5,65**
MM061025V	10.0	25.0	6	32	**8,52**
MM061313V	13.0	13.0	6	32	**6,68**
MM061616V	16.0	16.0	6	32	**7,99**
MM061645V	16.0	45.0	6	32	**14,16**
MM062020V	20.0	20.0	6	32	**8,66**
MM062032V	20.0	32.0	6	32	**10,23**
MM062040V	20.0	40.0	6	32	**12,33**
MM062525V	25.0	25.0	6	32	**10,36**
MM062545V	25.0	45.0	6	32	**14,43**
MM063232V	32.0	32.0	6	32	**12,59**
MM063250V	32.0	50.0	6	32	**20,20**

REVERSE CONE MOUNTED POINTS

TYPE N

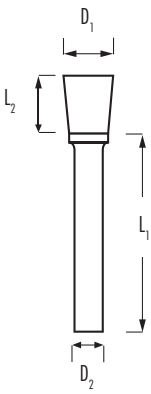

6 mm. SHANK

	D1 mm	L2 mm	D2 mm	L1 mm	N €
MN062016V	20.0	16.0	6	32	**9,83**
MN062520V	25.0	20.0	6	32	**11,35**
MN063225V	32.0	25.0	6	32	**13,32**
MN064032V	40.0	32.0	6	32	**20,73**

BLUE-MASTER® by celesa

2026 PRICE LIST

GROSS PRICE 2025 + 7%

Effective from 4 May 2026

BAND SAW BLADES

BAND SAW BLADES TERMINOLOGY

1. **WIDTH:** The nominal dimension of a bandsaw blade, which is measured from the top of the tooth to the backside of the blade.
2. **THICKNESS (gage):** The thickness of the blade.
3. **TOOTH:** The cutting part of the saw blade.
4. **GULLET:** The curved area at the base of the tooth.
5. **CHIPPING FACE OR RAKE ANGLE:** The cutting surface of the tooth.
6. **TOOTH SET:** The bending of the teeth from right to left to allow clearance (kerf) of the blade back through the cut.
7. **BODY OF THE BANDSAW:** The body of the band saw without including the cutting teeth.
8. **TPI.:** The number of teeth per inch.
9. **TEETH PITCH:** The distance from one tip to the next tip.
10. **GULLET DEPTH:** The distance from the tip to the bottom of the gullet.
11. **TOOTH BACK OR RELIEF SURFACE:** The surface of the tooth opposite the cutting edge, or tooth face.

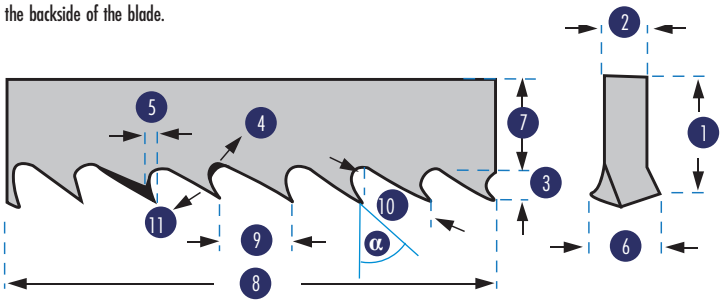

TEETH TYPES

The teeth selection is very important to work different thicknesses with band saw blades.
If we don't use the correct one, we must know that performance of the band saw will be low due to teeth breaking or wearing.

USUAL TOOTH

The usual tooth has a cutting angle of 0º. It is suitable for cutting materials with a high carbon content, such as cast iron, for materials with small cross sections and for thin-wall profiles and pipes.

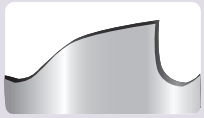

REINFORCED

Reinforced teeth with extra setting for profile and structural steel cutting. Teeth lifetime guaranteed. Specially recommended for hand use machines, with high looseness and vibrations.

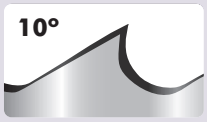

HOOK TOOTH HR

The hook tooth has a positive cutting angle of 10º. This tooth form is particularly suitable for cutting solid, thick-walled tubes and all higher-grade alloy material.

MASTER

The tooth has a cutting angle of both 10 or 16º. The master teeth is based on a high-low triple chip design recognised as one of the most efficient in engineering cutting technology. Used to cover a wide range of difficult steel and exotic alloys.

TEETH PITCH

Tooth pitch is measured in number of teeth per inch.
For combi (variable) tooth pitches, the two figures represent the highest and lowest possible number of teeth .



REGULAR TEETH PITCH:

The distance between the teeth is constant throughout the blade. Very convenient for cutting solid materials on sawing machines with efficient clamping.

Very effective on high alloy steels and exotic alloys.

COMBI (VARIABLE) TEETH PITCH:

Combi (variable) teeth pitch is based on groups of different tooth pitches which are repeated at regular intervals throughout the blade. Reducing vibration through resonance during cutting is the purpose of this concept. Sawing thin-wallet hollow sections and material in bundles or with weak clamping are typical applications for this tooth pitch configuration.

WHEN DO I USE THE VARIABLE TEETH AND WHEN THE REGULAR?

VARIABLE (COMBI) TEETH PITCH	REGULAR TEETH PITCH
• Steel • Stainless Steel • Bronze	• Brass • Aluminium • Copper • Wood

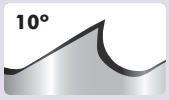

HOW TO IDENTIFY A CONCRETE TEETH ?

REGULAR

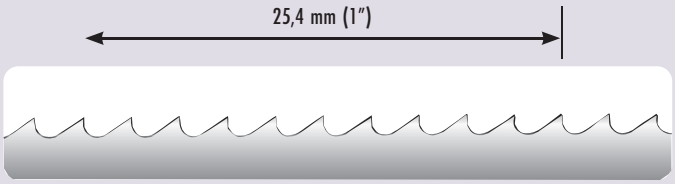

10 gullets = 10 RR

VARIABLE

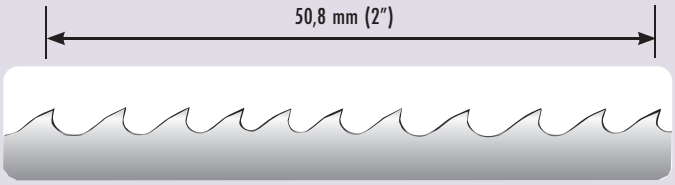

10 gullets = 4/6

RECOMMENDATIONS FOR CORRECT TOOTH SELECTION IN TUBES & PROFILES CUTTING

FOR TUBES AND STRUCTURAL PROFILES

THICKNESS e \ DIMENSION a	20	40	60	80	100	120	150	200	300	500
2	12/16 Reinforced	10/14 Reinforced	10/14 Reinforced	10/14 Reinforced	10/14 Reinforced	10/14 Reinforced	10/14 Reinforced	8/11	8/11	7/9
3	12/16 Reinforced	10/14 Reinforced	10/14 Reinforced	10/14 Reinforced	8/11	8/11	8/11	8/11	7/9	7/9
4	10/14 Reinforced	10/14 Reinforced	8/11	8/11	8/11	7/9	7/9	7/9	5/7	4/6 Reinforced
5	10/14 Reinforced	8/11	8/11	8/11	7/9	7/9	5/7	5/7	5/7	4/6 Reinforced
6	10/14 Reinforced	8/11	8/11	7/9	5/7	5/7	5/7	4/6 Reinforced	4/6 Reinforced	4/6 Reinforced
8	10/14 Reinforced	8/11	7/9	7/9	5/7	5/7	4/6 Reinforced	4/6 Reinforced	4/6 Reinforced	4/6 Reinforced
10		7/9	7/9	5/7	5/7	5/7	4/6 Reinforced	4/6 Reinforced	4/6 Reinforced	3/4 Reinforced
12		7/9	5/7	5/7	4/6 Reinforced	4/6 Reinforced	4/6 Reinforced	4/6 Reinforced	4/6 Reinforced	3/4 Reinforced
15		7/9	5/7	4/6 Reinforced	4/6 Reinforced	4/6 Reinforced	4/6 Reinforced	3/4 Reinforced	3/4 Reinforced	3/4 Reinforced
20			4/6 Reinforced	4/6 Reinforced	3/4 Reinforced	3/4 Reinforced	3/4 Reinforced	2/3 Reinforced	2/3 Reinforced	2/3 Reinforced
30				4/6 Reinforced	3/4 Reinforced	3/4 Reinforced	3/4 Reinforced	2/3 Reinforced	2/3 Reinforced	2/3 Reinforced
50							3/4 Reinforced	2/3 Reinforced	2/3 Reinforced	2/3 Reinforced
80								2/3 Reinforced	2/3 Reinforced	1,5/2
>100									1,5/2	1,5/2

FOR SOLID WORKPIECES

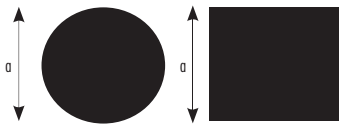

SOLID		ALUM/WOOD	
<25	10/14	<10	14
15-40	8/12	10-30	10
25-50	6/10	30-50	8
35-70	5/8	50-80	6
40-90	5/6	80-120	4
50-120	4/6	120-200	3
80-180	3/4	200-400	2
130-350	2/3	300-700	1,25
150-450	1,5/2	>700	0,75
200-600	1/1,15		
>600	075/1,25		

BI-METAL BAND SAW BLADES

6 mm x 0,65 mm (1/4" x 0,025")

QUALITY: M42 (8% Co)

LENGTH mm	€
1.325	27,69
1.425	29,14
1.500	30,22
1.680	32,81
2.000	37,42
2.370	42,13
2.600	46,05
2.700	47,50
2.730	47,93
2.760	48,37
2.860	49,81
2.900	50,38
3.000	51,82
3.100	53,26
3.135	53,76
3.300	56,13
3.320	56,42
3.353	56,90
3.840	63,91

AVAILABLE TEETH

Ref.	TPI	α
560	6 HR	Hook 10º
561	10/14	0º

6 mm x 0,90 mm (1/4" x 0,035")

QUALITY: M42 (8% Co)

LENGTH mm	€
1.325	27,69
1.425	29,14
1.500	30,22
1.680	32,81
2.000	37,42
2.370	42,13
2.600	46,05
2.700	47,50
2.730	47,93
2.760	48,37
2.860	49,81
2.900	50,38
3.000	51,82
3.100	53,26
3.135	53,76
3.300	56,13
3.320	56,42
3.353	56,90
3.840	63,91

AVAILABLE TEETH

Ref.	TPI	α
501	6 HR	Hook 10º
504	10/14	0º

The reference indicates the band saw's geometry: width, thickness and tooth type.

HOW TO ORDER A BANDSAW:
Please quote the length in mm and the reference.

EXAMPLE:
1 Ut 1325 mm. Ref. 504 = 1 Ut 1325 x 6,5 x 0,90 teeth 10/14 Variable

- For intermediate lengths that do not appear on the price list, take the price of the superior length.

15 METERS COILS

QUALITY: M42 (8% Co)

	TEETH	€
560	6 HR Hook 10º	216,05
561	10/14 0°	216,05

15 METERS COILS

QUALITY: M42 (8% Co)

	TEETH	€
501	6 HR Hook 10º	216,05
504	10/14 0°	216,05

30 METERS COILS

QUALITY: M42 (8% Co)

	TEETH	€
560	6 HR Hook 10º	432,10
561	10/14 0°	432,10

30 METERS COILS

QUALITY: M42 (8% Co)

	TEETH	€
501	6 HR Hook 10º	432,10
504	10/14 0°	432,10

BI-METAL BAND SAW BLADES

10 mm x 0,65 mm (3/8" x 0,025")

QUALITY: M42 (8% Co)

LENGTH mm	€
1.137	24,98
1.140	25,03
1.300	27,33
1.325	27,69
1.340	27,91
1.350	28,07
1.500	30,22
1.580	31,37
1.660	32,53
2.360	42,59
2.640	46,63
2.720	47,80
2.800	48,93
2.900	50,38
2.945	51,02
3.250	55,41
3.300	56,13
3.350	56,87
3.353	56,90
3.400	57,58
3.800	63,34

AVAILABLE TEETH

Ref.	TPI	α
512	6 HR	Hook 10º
510	10/14	0º

10 mm x 0,90 mm (3/8" x 0,035")

QUALITY: M42 (8% Co)

LENGTH mm	€
1.137	24,98
1.140	25,03
1.300	27,33
1.325	27,69
1.340	27,91
1.350	28,07
1.500	30,22
1.580	31,36
1.660	32,53
2.360	42,59
2.640	46,63
2.720	47,80
2.800	48,93
2.900	50,38
2.945	51,02
3.250	55,41
3.300	56,13
3.350	56,87
3.353	56,90
3.400	57,58
3.800	63,34

AVAILABLE TEETH

Ref.	TPI	α
511	4 HR	Hook 10º
911	6 HR	Hook 10º
514	10 RR	0º
516	10/14	0º

The reference indicates the band saw's geometry: width, thickness and tooth type.

HOW TO ORDER A BANDSAW:
Please quote the length in mm and the reference.

EXAMPLE:
1 Ut 2720 mm. Ref.911 = 1 Ut 2720 x 10 x 0,9 teeth 6HR (hook type 10º)

- For intermediate lengths that do not appear on the price list, take the price of the superior length.

15 METERS COILS

QUALITY: M42 (8% Co)

	TEETH	€
512	6 HR Hook 10º	216,05
510	10/14 0°	216,05

30 METERS COILS

QUALITY: M42 (8% Co)

	TEETH	€
512	6 HR Hook 10º	432,10
510	10/14 0°	432,10

15 METERS COILS

QUALITY: M42 (8% Co)

	TEETH	€
511	4 HR Hook 10º	216,05
911	6 HR Hook 10º	216,05
514	10 RR 0°	216,05
516	10/14 0°	216,05

30 METERS COILS

QUALITY: M42 (8% Co)

	TEETH	€
511	4 HR Hook 10º	432,10
911	6 HR Hook 10º	432,10
514	10 RR 0°	432,10
516	10/14 0°	432,10

BI-METAL BAND SAW BLADES

13 mm x 0,65 mm (1/2" x 0,025")

QUALITY: M42 (8% Co)

LENGTH mm	€
1.135	24,56
1.138	24,56
1.140	24,56
1.300	26,88
1.315	27,09
1.320	27,17
1.325	27,17
1.330	27,24
1.335	27,43
1.340	27,43
1.350	27,57
1.360	27,73
1.368	27,86
1.370	27,86
1.440	29,00
1.450	29,00
1.470	31,19
1.605	31,19
1.620	31,42
1.625	31,55
1.630	31,55
1.638	31,60
1.640	31,60
1.645	31,69
1.650	31,75
1.660	31,98
1.730	32,97
1.735	33,18
1.750	33,18
1.755	33,32
2.375	42,02
2.390	42,32
2.410	42,90

AVAILABLE TEETH

Ref.	TPI	α
530	4 HR	Hook 10º
531	6 HR	Hook 10º
533	14 RR	0º
534	18 RR	0º
913	6/10	0º
713	8/11	Reinforced
535	8/12	0º
536	10/14	0º

Width 13x0,50 thickness

Ref.	TPI	A
821*	10/14	0º
822*	10 RR	0º
823*	14 RR	0º
824*	18 RR	0º
825*	24 RR	0º

* Till end of stock

13 mm x 0,90 mm (1/2" x 0,035")

QUALITY: M42 (8% Co)

LENGTH mm	€
1.130	24,90
1.140	25,03
1.325	27,70
1.330	27,77
1.460	29,64
1.635	32,16
1.638	32,21
1.640	32,22
1.645	32,30
1.650	32,38
1.750	33,82
2.340	42,33
2.375	42,83
2.665	47,00
3.300	56,13
3.800	63,34
5.445	87,04
6.200	97,92

AVAILABLE TEETH

Ref.	TPI	α
541	3 HR	Hook 10º
542	4 HR	Hook 10º
543	6 HR	Hook 10º
546	14 RR	0º
548	6/10	0º
712	8/11	Reinforced
829	8/12	0º
547	10/14	0º

The reference indicates the band saw's geometry: width, thickness and tooth type.

HOW TO ORDER A BANDSAW:
Please quote the length in mm and the reference.

EXAMPLE:
1Ut 1650 mm. Ref.545 = 1Ut 1650 x 13 x 0,9 teeth 10RR standard type 0º

- For intermediate lengths that do not appear on the price list, take the price of the superior length.

15 METERS COILS

QUALITY: M42 (8% Co)

	TEETH	€
541	3 HR Hook 10º	216,05
542	4 HR Hook 10º	216,05
543	6 HR Hook 10º	216,05
546	14 RR 0°	216,05
547	10/14 0°	216,05

30 METERS COILS

QUALITY: M42 (8% Co)

	TEETH	€
541	3 HR Hook 10º	432,10
542	4 HR Hook 10º	432,10
543	6 HR Hook 10º	432,10
546	14 RR 0°	432,10
547	10/14 0°	432,10

BI-METAL BAND SAW BLADES

20 mm x 0,90 mm (3/4" x 0,035")

★ ★★

M42 (8% Co)

STANDARD M42

LENGTH mm	€
1.363	28,24
1.620	31,95
1.645	32,30
1.765	34,02
2.000	37,42
2.060	38,27
2.090	38,71
2.100	38,85
2.225	40,65
2.300	41,74
2.350	42,45
2.362	42,63
2.375	42,83
2.630	46,49
2.825	49,31
2.850	49,66
2.970	51,39
3.000	51,82
3.100	53,98
3.350	55,75
3.425	57,95
3.660	61,33
3.830	63,77
4.525	73,79

AVAILABLE TEETH

Al

Cu-Ni-La

Ref. 460 - 3 HR (Hook 10º)

Ref.	TPI	α
551	3 HR	Hook 10º
552	4 HR	Hook 10º
908	14 RR	0º
903	4/6	10º
904	5/8	10º
907	6/10	0º
905	8/12	0º
906	10/14	0º

★ ★★ ★★ ★★

M42 (8% Co)

PROFILES

LENGTH mm	€
1.363	28,24
1.620	31,95
1.645	32,30
1.765	34,02
2.000	37,42
2.060	38,27
2.090	38,71
2.100	38,85
2.225	40,65
2.300	41,74
2.350	42,45
2.362	42,63
2.375	42,83
2.630	46,49
2.825	49,31
2.850	49,66
2.970	51,39
3.000	51,82
3.100	53,98
3.350	55,75
3.425	57,95
3.660	61,33
3.830	63,77
4.525	73,79

AVAILABLE TEETH

Ref.	TPI	α
732	4/6	Reinforced
723	5/7	Reinforced
724	8/11	Reinforced
733	12/16	Reinforced

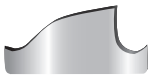

Reinforced teeth with extra setting for profile and structural steel cutting. Teeth lifetime guaranteed. Specially recommended for hand use machines, with high looseness and vibrations.

STANDARD M42

Multipurpose Quality Saws for all types of SOLIDS.

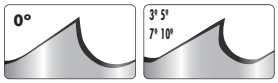

PROFILES

REINFORCED TEETH Saws for Structures, Profiles, Tubes and SOLIDS.

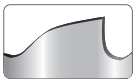

BI-METAL BAND SAW BLADES

27 mm x 0,90 mm (1" x 0,035")

QUALITY:	M42 (8% Co)	M51 (10% Co)	M42 (8% Co)
	STANDARD M42	TOP PERFORMANCE M51	PROFILES
LENGTH mm	€	€	€
2.000	36,83	45,49	38,15
2.070	36,83	45,49	38,15
2.080	42,06	51,92	43,56
2.150	42,06	51,92	43,56
2.370	42,06	51,92	43,56
2.450	42,38	52,31	43,89
2.460	43,35	53,52	44,91
2.480	44,63	55,09	46,23
2.550	44,63	55,09	46,23
2.600	45,34	55,97	46,97
2.700	46,78	57,75	48,45
2.750	47,49	58,63	49,19
2.765	47,70	58,89	49,41
2.825	48,56	59,94	50,30
2.845	50,28	62,07	52,09
2.850	50,28	62,07	52,09
2.945	50,28	62,07	52,09
3.010	53,62	66,21	55,55
3.100	53,62	66,21	55,55
3.180	53,62	66,21	55,55
3.420	57,07	70,46	59,13
3.505	58,28	71,96	60,37
3.660	58,28	71,96	60,37
3.857	63,31	78,15	65,58
4.100	66,78	82,44	69,17
4.250	68,93	85,09	71,40
4.570	73,50	90,73	76,13
4.870	77,78	96,03	80,57
5.000	79,63	98,32	82,50

AVAILABLE TEETH

Ref.	TPI	α
916	2 HR	Hook 10º
918	3 HR	Hook 10º
914	4 HR	Hook 10º
915	6 HR	Hook 10º
973*	14 RR	0º
927	2/3	10º
928	3/4	10º
929	4/6	10º
975	5/8	10º
970	6/10	0º
971	8/12	0º
969	10/14	0º

AVAILABLE TEETH

Ref.	TPI	α
207	2/3	10º
205	3/4	10º
206	4/6	10º

High Performance

AVAILABLE TEETH

Ref.	TPI	α
715	3/4	Reinforced
152	4/6	Reinforced
717	5/7	Reinforced
721	7/9	Reinforced
719	8/11	Reinforced
722	10/14	Reinforced
731	12/16	Reinforced

Reinforced teeth with extra setting for profile and structural steel cutting. Teeth lifetime guaranteed. Specially recommended for hand use machines, with high looseness and vibrations.

* 14RR teeth are suitable for panel Sandwich cutting.

STANDARD M42

Multipurpose Quality Saws for all types of SOLIDS.

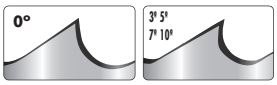

TOP PERFORMANCE M51

TOP Quality Saws for Alloyed and STAINLESS SOLIDS.

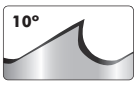

PROFILES

REINFORCED TEETH Saws for Structures, Profiles, Tubes and SOLIDS.

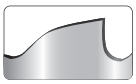

REINFORCED

CARBIDE TEETH BAND SAW BLADES
€/m. welded

	1,4/2,0	€	2/3	€	3/4	€
27x0,90			1003	90,56	1006	111,25
34x1,10	1001	88,46	1004	99,52	1007	126,29
41x1,30	1002	91,23	1005	105,85		

Suitable band saw for up 700 mm sections in hard metals.

BI-METAL BAND SAW BLADES

27 mm x 0,90 mm (1" x 0,035")

QUALITY: M42 (8% Co)

LENGTH mm	MASTER €	AVAILABLE TEETH
2.000	44,21	
2.070	44,21	
2.080	50,46	
2.150	50,46	
2.370	50,46	
2.450	50,85	
2.460	52,02	
2.480	53,55	
2.550	53,55	
2.600	54,40	
2.700	56,13	
2.750	56,99	
2.765	57,24	
2.825	58,26	
2.845	60,33	
2.850	60,33	
2.945	60,33	
3.010	64,36	
3.100	64,36	
3.180	64,36	
3.420	68,48	
3.505	69,94	
3.660	69,94	
3.857	75,96	
4.100	80,13	
4.250	82,71	
4.570	88,18	
4.870	93,33	
5.000	95,56	

Ref.	TPI	α
729	2/3	10º
728	3/4	10º
730	4/6	10º

M42 (8% Co)

ALUMINIUM/WOOD €	AVAILABLE TEETH
36,83	
36,83	
42,06	
42,06	
42,06	
42,38	
43,35	
44,63	
44,63	
45,34	
46,78	
47,49	
47,70	
48,56	
50,28	
50,28	
50,28	
53,62	
53,62	
53,62	
57,07	
58,28	
58,28	
63,31	
66,78	
68,93	
73,50	
77,78	
79,63	

Ref.	TPI	α
470	2 HR	Hook 10º
471	3 HR	Hook 10º

34 mm x 0,90 mm (1-1/4" x 0,035")

QUALITY: M2 (HSS)

LENGTH mm	WOOD CUT €	AVAILABLE TEETH
3.505	68,02	
4.530	87,91	
4.600	89,27	
4.680	90,82	
5.150	99,94	
5.200	100,91	
5.220	101,30	
5.430	105,38	
5.620	109,06	
5.780	112,17	
6.110	118,57	
6.140	119,16	
6.170	119,74	
6.200	120,32	
6.300	122,26	
7.140	138,56	
7.200	139,73	
7.300	141,67	
7.800	151,37	

Ref.	TPI	α
939	1,14	10º
940	2	10º

MASTER

MASTER saws have been manufactured in M42 with alternating ground teeth for faster cutting in SOLIDS.

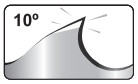

ALUMINIUM/WOOD

Special for Aluminium, non-ferrous materials and wood.

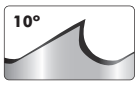

WOODCUT

WOODCUT saws have been manufactured in M42 with teeth suitable for repeated resharpening.

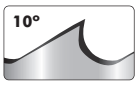

* The only parameter that defines the price is the length of the band. Therefore, the price of each tooth within each family is the same for a specific length.

BI-METAL BAND SAW BLADES

34 mm x 1,10 mm (1-1/4" x 0,042")

INOX

LENGTH mm	QUALITY: M42 (8% Co) STANDARD €	M51 (10% Co) TOP PERFORMANCE M51 €
3.180	71,47	88,22
3.505	77,89	96,15
3.720	82,13	101,38
4.100	89,65	110,68
4.115	89,94	111,06
4.520	97,94	120,92
4.570	98,93	122,15
4.640	100,33	123,85
4.800	103,47	127,74
4.860	104,66	129,20
4.990	107,25	132,40
5.070	108,82	134,35
5.145	110,30	136,19
5.240	112,18	138,50
5.270	112,77	139,22
5.334	114,04	140,79
5.400	115,33	142,39
5.620	119,69	147,76
5.734	121,93	150,54
5.970	129,59	160,00
6.070	131,59	162,44
6.750	145,02	179,03
6.900	147,98	182,71

AVAILABLE TEETH

Ref.	TPI	α
947	1,25 HR	Hook 10º
949	2 HR	Hook 10º
960	2/3	10º
961	3/4	10º
962	4/6	7º
966	5/8	7º
967	6/10	0º
948	8/12	0º

AVAILABLE TEETH

Ref.	TPI	α
201	2/3	10º
202	3/4	10º
203	4/6	10º

LENGTH mm	M42 (8% Co) STRUCTURES €	M42 (8% Co) MASTER €
3.180	71,47	85,75
3.505	77,89	93,45
3.720	82,13	98,54
4.100	89,65	107,58
4.115	89,94	107,94
4.520	97,94	117,53
4.570	98,93	118,72
4.640	100,33	120,38
4.800	103,47	124,16
4.860	104,66	125,58
4.990	107,25	128,68
5.070	108,82	130,58
5.145	110,30	132,37
5.240	112,18	134,62
5.270	112,77	135,31
5.334	114,04	136,85
5.400	115,33	138,40
5.620	119,69	143,62
5.734	121,93	146,32
5.970	129,59	155,52
6.070	131,59	157,88
6.750	145,02	174,01
6.900	147,98	177,58

AVAILABLE TEETH

Réf.	TPI	α
160	2/3	Reinforced
161	3/4	Reinforced
162	4/6	Reinforced
727	5/7	Reinforced
725	8/11	Reinforced

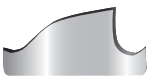

Reinforced teeth with extra setting for profile and structural steel cutting. Teeth lifetime guaranteed. Specially recommended for hand use machines, with high looseness and vibrations.

AVAILABLE TEETH

Ref.	TPI	α
761	3/4	10º
784	4/6	10º

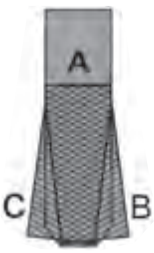

BI-METAL BAND SAW BLADES

41 mm x 1,30 mm (1-1/2" x 0,050")

QUALITY: M42 (8% Co)

LENGTH mm	STANDARD €
4.115	124,61
4.170	126,17
4.570	137,45
4.670	140,26
4.870	145,92
5.030	150,40
5.040	150,70
5.070	151,55
5.145	153,66
5.334	159,01
5.400	160,85
5.450	162,27
5.734	170,26
5.800	172,12
5.920	175,55
6.096	178,75
6.200	183,41
6.300	186,24
6.480	191,31
6.600	194,69
6.700	197,50
6.900	203,14
7.100	208,79

AVAILABLE TEETH

Ref.	TPI	α
977	2/3	10º
978	3/4	10º
979	4/6	7º
998	5/8	3º
163	5/7	3º

54 mm x 1,30 mm (2" x 0,050")

QUALITY: M42 (8% Co)

LENGTH mm	STANDARD €
6.000	237,95
7.200	283,01
7.239	284,48
7.400	290,53
7.545	295,97
7.600	298,04
7.830	306,66
7.940	310,81
8.077	315,95
8.128	317,86
8.325	325,27
8.800	343,12
9.080	353,61
9.398	365,57

AVAILABLE TEETH

Ref.	TPI	α
994	2/3	10º
995	3/4	10º
599	4/6	7º

54 mm x 1,60 mm (2" x 0,063")

QUALITY: M42 (8% Co)

LENGTH mm	STANDARD €
6.000	265,74
7.200	316,21
7.239	317,83
7.400	324,56
7.545	330,60
7.600	332,91
7.830	342,49
7.940	347,10
8.077	352,81
8.128	354,93
8.325	363,16
8.800	383,01
9.080	394,67
9.398	407,95

AVAILABLE TEETH

Ref.	TPI	α
523	1,4/2	10º
996	2/3	10º
997	3/4	10º
525	4/6	7º

BI-METAL BAND SAW BLADES

67 mm x 1,60 mm (2-5/8" x 0,063")

M42 (8% Co)

STANDARD

AVAILABLE TEETH

Ref.	TPI	α
932	1,25 HR	Hook 10º
933	2 HR	Hook 10º
934	0,75/1,25	10º
935	1,1/1,6	10º
936	1,5/2	10º
937	2/3	10º
938	3/4	10º

PRICE x METER	**55,33 €**
PRICE x WELDING	**23,27 €**

80 mm x 1,60 mm (3" x 0,063")

M42 (8% Co)

STANDARD

AVAILABLE TEETH

Ref.	TPI	α
985	0,75	Hook 10º
987	0,75/1,25	10º
988	1,1/1,6	10º
999	1,5/2	10º
993	2/3	10º

PRICE x METER	**66,97 €**
PRICE x WELDING	**37,16 €**

TO PLACE AN ORDER:
indicate the total length in mm and the reference

HOW TO CALCULATE THE GROSS PRICE OF A BAND SAW:
Total length in meters x (price x meter) + (Price x welding) = Gross price

HIGH CARBON STEEL BAND SAW COILS

30 METERS COILS

APPLICATIONS:

Wood
Non ferrous metals, aluminium, copper, brass
Very soft steels

TEETH PER INCH

DIMENSIONS TPI	3	4	6	8	10	14	18	24	€
REFERENCE									
6 x 0,65			401	402	403		405		**127,89***
8 x 0,65		440	408	409		411	412	413	**130,66***
10 x 0,65	477		415	416	417		419	439	**131,10***
13 x 0,65		420		422	423		425	476	**140,69***
16 x 0,80	448	449	450		482	451			**246,33***
20 x 0,80		442	485	486	487	488	489		**266,10***
25 x 0,90		491	437	493	452	495			**275,67***

* Till end of stock

Only whole coils

STAINLESS STEEL BAND SAWS FOR FRESH FOOD INDUSTRY

For fresh meat with bones and frozen meal cutting

For fresh meat without bones cutting

HALFMOON

	13 x 0,50		16 x 0,50		19 x 0,50	
LENGTH mm	€		€		€	
1.500	22,17	Ref. 600 TPI 4RR	22,17	Ref. 610 TPI 3RR; Ref. 611 TPI 4RR; HALFMOON 632	23,77	Ref. 620 TPI 3RR; Ref. 621 TPI 4RR
1.550	22,55		22,55		24,20	
1.600	22,92		22,92		24,62	
1.625	23,13		23,13		24,90	
1.650	23,35		23,35		25,11	
1.750	24,09		24,09		25,96	
1.830	24,73		24,73		26,65	
1.985	25,91		25,91		28,04	
2.000	26,01		26,01		28,14	
2.040	26,33		26,33		28,52	
2.120	26,92		26,92		29,21	
2.200	27,56		27,56		29,91	
2.350	28,68		28,68		31,19	
2.450	29,48		29,48		32,09	
2.500	29,85		29,85		32,51	
2.750	31,76		31,76		34,71	
2.920	33,05		33,05		36,20	
3.150	34,86		34,86		38,22	
3.250	35,60		35,60		39,08	
3.500	37,52		37,52		41,25	
3.690	38,97		38,97		42,91	

REMGRIT GRIT-EDGE CARBIDE BAND SAW BLADE COILS

REMGRIT GRIT EDGE BAND SAW BLADES ARE THE ANSWER FOR TODAYS'S TOUGH CUTTING PROBLEMS

SPECIAL FOR GRAPHITE, TITANIUM ALLOYS, ETC.

CHARACTERISTICS

*Tungsten carbide grit is permanently bonded to tough alloy steel.
*Extremely long life cutting edge that does not snag or strip.
*Exceptional life and cutting performance in tough, hard and abrasive materials.
*The reversible blade lasts 25% longer.
*Continuous edge band should be used on machines with carrier wheels at least 600 mm in diameter.
*Smaller diameter wheels will give proportionally less band life due to fatigue.

EDGE TYPES

G:	Gulleted
C:	Continuous

GRIT SIZE

M:	Medium	200-300µ
C:	Coarse	425-600µ

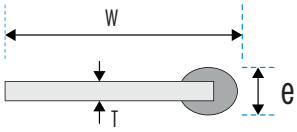

GULLETED EDGE

	DIMENSIONS WxT"	DIMENSIONS WxT mm	e	Edge	Grit	€ Welding meter
308	1/4x0,020"	6x0,51	1,30	G	M	43,57*
322	3/8x0,025"	10x0,64	1,45	G	M	43,57*
335	1/2x0,020"	13x0,51	1,30	G	M	43,57
341	3/4x0,032"	19x0,81	1,60	G	M	53,22
350	1"x0,035"	25x0,89	1,95	G	M	53,22
351	1"x0,035"	25x0,89	2,30	G	C	53,22
374	$1^{1/2}$x0,042"	38x1,07	2,50	G	C	61,98*

* Till end of stock

G: Gulleted

* Gulleted type cutting edge, for cutting operations in materials thicker than 6mm. Perfect for non ferrous materials like rubber, Fiber Glass...

CONTINUOUS EDGE

	DIMENSIONS WxT"	DIMENSIONS WxT mm	e	Edge	Grit	€ Welding meter
328	3/8x0,025"	10x0,64	1,45	C	M	43,57*
337	1/2x0,020"	13x0,51	1,30	C	M	43,57*
333	1/2x0,025"	13x0,64	1,45	C	M	43,57*
346	3/4x0,032"	19x0,81	1,60	C	M	53,22*
356	1x0,035"	25x0,89	1,68	C	M	53,22*
363	$1^{1/4}$x0,035"	32x0,89	2,50	C	C	61,98*

* Till end of stock

C: Continuous

* Continuous type cutting edge for finishing cutting operations in materials thinner than 6mm. Perfect for very hard hardness tile, hardened metals, stainless steel, titanium and nickel alloys

CUTTING RECOMMENDATIONS

1. If a specific material is not listed, select conditions for a similar material.
2. Start cutting at low speed; increase band speed until optimum cutting performance is achieved.
3. Large cross-sectioned workpieces require lower speeds, higher feed pressure.
4. Small cross-sectioned workpieces should be cut at higher speeds with moderate pressure.
5. In metals, a fine stringy chip is evidence of proper speed and feed rates.
6. Coolant is essential for metal cutting and it is also recommended for ceramics, glass and similar materials.

* CAUTION: Use dust collectors and respirators when cutting these and similar materials.

REMGRIT GRIT-EDGE BAND SAW BLADE SELECTION AND APPLICATION

CUTTING CHART

GROUP	MATERIAL	SPEED m. /min.	COOLING	EDGE	TYPE OF GRAIN MEDIUM	TYPE OF GRAIN COARSE
STEELS	HARDENED STEEL	45-90	YES	C		●
	HASTELLOY ™	36-106	YES	C		●
	STAINLESS STEEL	45-150	YES	C	●	●
	CAST IRON	45-106	YES	D		●
	TITANIUM	45-120	YES	C		●
BUILDING, INDUSTRY	LOW DENSITY CERAMICS	150-450	NO	C	●	
	HIGH DENSITY CERAMICS	60-360	NO	C	●	
	CARBON AND GRAPHITE	1000-1200	NO	C		●
	TILE	45-180	NO	C	●	●
	MARBLE	90-150	YES	C	●	●
	GLASS	150-300	YES	C	●	
PLASTICS, RUBBERS & COMPOSITES	METHACRYLATE	300-900	NO	C	●	
	FOAM	90-210	NO	D	●	
	FIBER GLASS /CARBON (FIBER)	1200-1800	NO	D	●	
	REINFORCED PLASTICS	300-900	NO	D	●	
	REINFORCED RUBBER (TIRES)	360-900	YES	D		●

MINIMUM RADIUS PER WIDTH

Blade width	Minimun radius (mm.)
1/4 - 6	12,70
3/8 - 10	27
1/2 - 12	44,50
3/4 - 19	102
1" - 25	140
1 1/4 - 32	240
1 1/2 - 38	318

Radius limits vary with material type, thickness, feed force and pivot point. This table is based on cutting 25 mm. metal.

● Recommended grain

HOW TO CLEAN THE GRIT EDGE BANDSAW

* If we use the band saw to cut snaggy materials with tendency to snag the cutting edge, we must clean it with a metal brush, while the bandsaw turns slowly at the machine.
* You can use also solvent for cleaning.

TROUBLESHOOTER AND CLAIM ACCEPTANCE

CRACKS ORIGINATING FROM THE BACK EDGE

Causes:
- Guides are faulty (crushing the back).
- The back edge of the blade is touching the rolling guides.
- Blade to tightly fitted in the machine's arm guide when mounted.

NON-ACCEPTABLE CLAIM



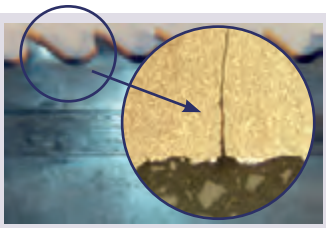

CRACKS ORIGINATING FROM THE TOOTH

Causes:
- Tooth pitch is too short: chips get stuffed.
- Tooth pitch is too large: excessive vibrations.
- Feeding is too high in comparison with cutting speed.

NON-ACCEPTABLE CLAIM

STREACK ON THE BACK

Causes:
- Back rolling guide is faulty.
- The back edge of the blade is touching the rolling guides.

NON-ACCEPTABLE CLAIM

DEEP SCRATCH ON THE SIDES OF THE BLADE

Causes:
- Lateral guides are faulty.
- Tooth pitch is too large: excessive vibrations.
- Cutting speed is not adapted to the material (too high).
- The work piece isn't sufficiently fastened during the cutting operation.

NON-ACCEPTABLE CLAIM



BROCKEN OR CRUSHED TOOTH

Causes:
- Tooth pitch is too short: chips get stuffed.
- Tooth pitch is too large: excessive vibrations.
- Cutting speed is not adapted to the material (too high).
- The work piece isn't sufficiently fastened during the cutting operation.

NON-ACCEPTABLE CLAIM

CLEAR BREACH AT WELDING POINT

Causes:
- Manufacturing default: faulty welding.

ACCEPTABLE CLAIM

BROKEN BLADE, TOOTH IN OPPOSITE DIRECTION

Causes:
- Lateral guides too tights.
- Saw guide arms too far apart from piece.
- Wheels and groups of guides are not aligned.

NON-ACCEPTABLE CLAIM

NO STRAIGHT CUT

Causes:
- Normal tooth wear.
- Cutting speed and feed are not adapted to the material.
- The tooth pattern is rubbing against the guide side.

NON-ACCEPTABLE CLAIM

BLUE-MASTER® by celesa

2026 PRICE LIST

GROSS PRICE 2025 + 7%

Effective from 4 May 2026

HACK SAW BLADES

HAND SAW BLADES

BI-METAL

HSS

- HSS Teeth with high resistance to impacts
- Tough steel body
- High performance in any material (including stainless steel)

100 Units
Ref.1224ULBM

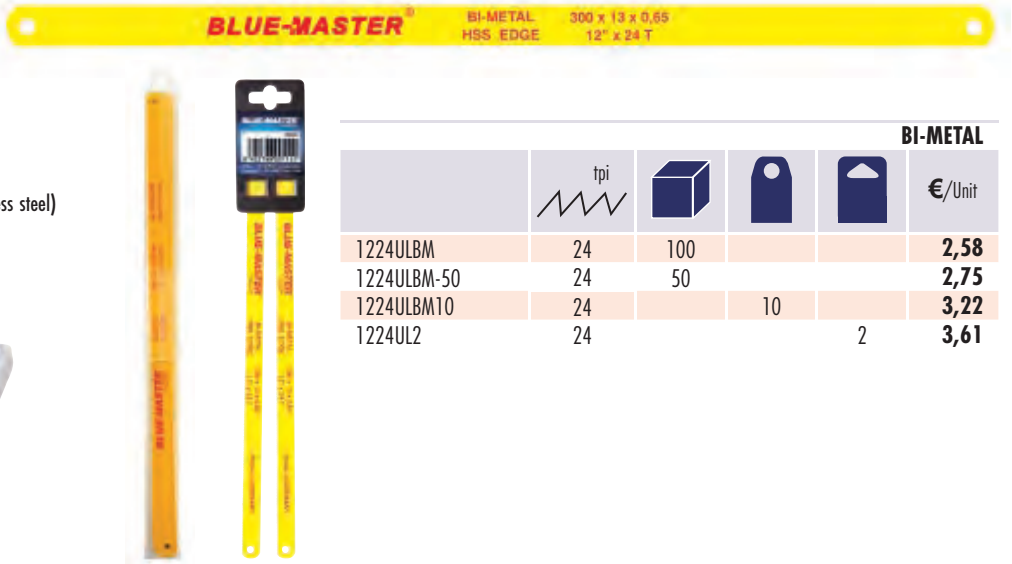

10 Units
Ref.1224ULBM10

2 Units
Ref.1224UL2

BI-METAL

	tpi				€/Unit
1224ULBM	24	100			**2,58**
1224ULBM-50	24	50			**2,75**
1224ULBM10	24		10		**3,22**
1224UL2	24			2	**3,61**

HSS FLEXIBLE

HSS

- Full HSS blade with high resistance to impacts
- High performance in any material

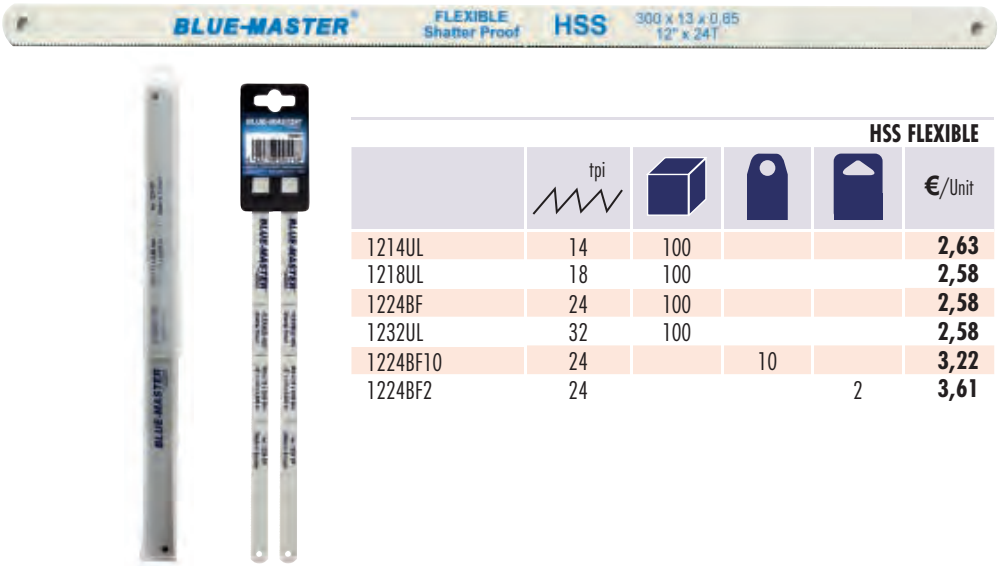

10 Units
Ref.1224BF10

2 Units
Ref.1224BF2

HSS FLEXIBLE

	tpi				€/Unit
1214UL	14	100			**2,63**
1218UL	18	100			**2,58**
1224BF	24	100			**2,58**
1232UL	32	100			**2,58**
1224BF10	24		10		**3,22**
1224BF2	24			2	**3,61**

TUNGSTEN

100 Units
Ref.65FH

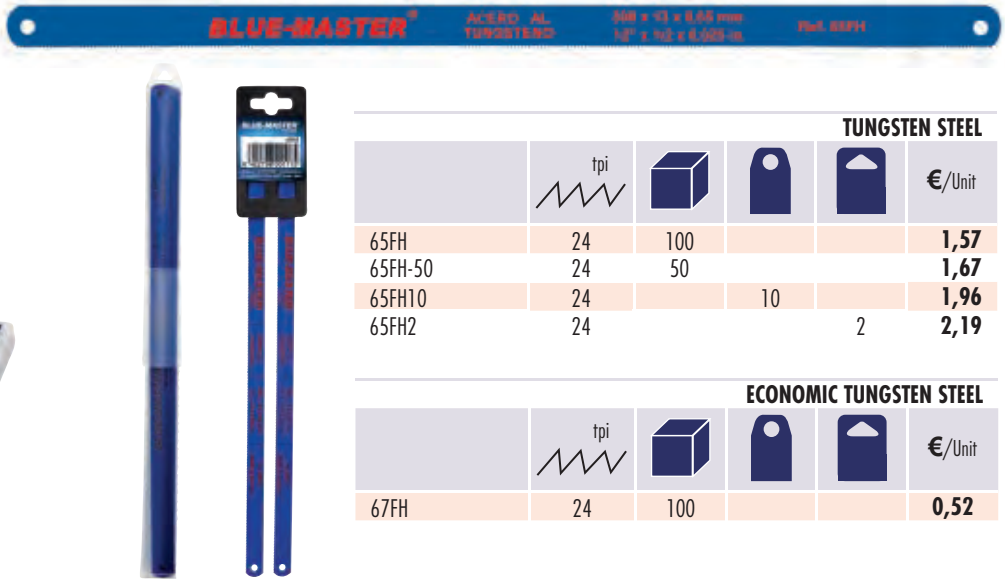

10 Units
Ref.65FH10

2 Units
Ref.65FH2

TUNGSTEN STEEL

	tpi				€/Unit
65FH	24	100			**1,57**
65FH-50	24	50			**1,67**
65FH10	24		10		**1,96**
65FH2	24			2	**2,19**

ECONOMIC TUNGSTEN STEEL

	tpi				€/Unit
67FH	24	100			**0,52**

DOUBLE CUTTING CARBON STEEL BLADES FOR PLUMBERS

2 Units
Ref. **66FH2**

Ref. **66FHP**

Ref. **66FH**

	tpi			CARBON STEEL €/Unit
66FHP	24	100		**1,92**
66FH	24	100		**0,89**
66FH2	24		2	**1,61**

MIXED SETS OF HANDSAW BLADES

1 Ut. - Ref. 1224ULBM - HSS BIMETAL
1 Ut. - Ref. 1224BF - HSS FLEXIBLES

ULBF2 **7,21 €/2U.**

1 Ut. - Ref. 1224ULBM - HSS BI-METAL
1 Ut. - Ref. 65FH TUNGSTEN STEEL

ULFH2 **5,57 €/2U.**

CARBIDE GRIT EDGE ROD SAWS, CURVE AND STRAIGHT CUTS



- Cutting edge of tungsten carbide electrodeposited, specialy designed for non-ferrous materials
- Accurate and clean cutting
- Cuts both directions
- Suitable for standard hacksaw frames



10 Units Ref. **HS 12 CH**

1 Unit Ref. **RS 12 CH-S**

1 Unit Ref. **HS1 2 CH-S**

CURVE AND STRAIGHT CUTS

	L mm			€/Unit
RS 12 CH	300	10 U		**7,46**
RS 12 CH-S	300		1 U	**8,44**

STRAIGHT CUTS

	L mm			€/Unit
HS 12 CH	300	10 U		**9,43**
HS 12 CH-S	300		1 U	**10,38**

POWER HACK SAW BLADES

HSS

- HSS Production - Special for saws, for better performance and durability.
- Shatterproof blades.
- Longer blade life.
- For cutting all kind of materials.

	DIMENSIONS mm	tpi	SOM €/Unit
SOM3002506	300x25x1,6	6	**18,09**
SOM3002508	300x25x1,6	8	**18,09**
SOM3002510	300x25x1,6	10	**18,09**
SOM3002514	300x25x1,6	14	**18,09**
SOM3502510	350x25x1,6	10	**23,56**
SOM3502514	350x25x1,6	14	**23,56**
SOM3503006	350x32x1,6	6	**27,52**
SOM3503008	350x32x1,6	8	**27,52**
SOM3503010	350x32x1,6	10	**27,52**
SOM3503014	350x32x1,6	14	**27,52**
SOM4003204	400x32x1,6	4	**30,80**
SOM4003206	400x32x1,6	6	**30,80**
SOM4003208	400x32x1,6	8	**30,80**
SOM4003210	400x32x1,6	10	**30,80**
SOM4003214	400x32x1,6	14	**30,80**
SOM4503204	450x32x1,6	4	**33,94**
SOM4503206	450x32x1,6	6	**33,94**
SOM4503208	450x32x1,6	8	**33,94**
SOM4503210	450x32x1,6	10	**33,94**
SOM4503214	450x32x1,6	14	**33,94**
SOM4504004	450x40x2,0	4	**48,06**
SOM4504006	450x40x2,0	6	**48,06**

	DIMENSIONS mm	tpi	SOM €/Unit
SOM4504008	450x40x2,0	8	**48,06**
SOM4504010	450x40x2,0	10	**48,06**
SOM5004004	500x40x2,0	4	**61,62**
SOM5004006	500x40x2,0	6	**61,62**
SOM5004008	500x40x2,0	8	**61,62**
SOM5004010	500x40x2,0	10	**61,62**
SOM5505004	550x50x2,5	4	**80,17**
SOM5505006	550x50x2,5	6	**80,17**
SOM5505008	550x50x2,5	8	**80,17**
SOM5505010	550x50x2,5	10	**80,17**
SOM6005004	600x50x2,5	4	**93,56**
SOM6005006	600x50x2,5	6	**93,56**
SOM6005008	600x50x2,5	8	**93,56**
SOM6005010	600x50x2,5	10	**93,56**
SOM6505004	650x50x2,5	4	**114,63**
SOM6505006	650x50x2,5	6	**114,63**
SOM6505008	650x50x2,5	8	**114,63**
SOM6505010	650x50x2,5	10	**114,63**
SOM7005004	700x50x2,5	4	**123,72**
SOM7005006	700x50x2,5	6	**123,72**
SOM7005008	700x50x2,5	8	**123,72**
SOM7005010	700x50x2,5	10	**123,72**

HACK SAW FRAMES

ASYH2015

- Professional hacksaw frames
- Reinforced ergonomic shank
- High tension: Vibrations reduced
- Storage for blades
- Quick change mechanism
- Includes bimetal quality blade 300 mm

28,38 €

ASYH99

- Professional quality
- Reinforced shank, ergonomic
- 10 blades store
- Includes bimetal quality blade 300 mm

20,29 €

ASYH2009

- Standard quality
- Rigid metal structure
- Includes bimetal quality blade 300 mm

16,98 €

ASYH2107

- Reinforced shank, ergonomic
- 150 mm. lenght blades
- Full aluminium body
- Includes bimetal quality blade 150 mm (Ref. H2107)

8,67 € *

*Available until end of stock

ASYH012

- Saw arches support shank
- For 300 mm lenght blades

10,98 €

BLUE-MASTER® by celesa

2026 PRICE LIST

GROSS PRICE 2025 + 7%

Effective from 4 May 2026

JIG SAW BLADES

GUIDELINES FOR CHOOSING THE PROPER JIG SAW BLADE

* The Saw Blades valid for Wood are also valid for Plastic

REF CELESA	REF BOSCH	MATERIAL	CUTTING LENGTH	FINISHING	SPEED	TEETH	CURVED CUTS	WOOD					
								Hard wood	Chipboard	Plywood	Agglomerate	Wood & nails	Laminated particle board
PROFESSIONAL WOOD (ACCURATE CUT)													
P5543	T101 AO	CV	50	Fine	Normal	1,3	*	2-20	2-20	2-20	2-20		
P5501	T101 B	CV	75	Fine	Normal	2,5		4-30	4-30	4-30	4-30		
P5532	-	CV	75	Fine	Normal	2,5	*	4-30	4-30	4-30	4-30		
P5516	T101 BR	CV	75up	Fine	Normal	2,5		4-30	4-30	4-30	4-30		
P5550	T101AIF	CV	75	Fine	Normal	2		3-60	3-60	3-60	3-60		
P5545	Premium	CV	75	Fine	High	3		6-30	6-30	6-30	6-30		
P5502	T101 D	CV	75	Fine	High	4		10-45	10-45	10-45	10-45		
P5533	T101 DP	CV	75F	Fine	High	4		6-60	6-60	6-60	6-60		
P5542	T301CD	CV	90	Fine	High	3		6-60	6-60	6-60	6-60		
P5544	T234 X	CV	90	Fine	Normal	Progr.		1-80	1-80	1-80	1-80		
P5522	T301 D	CV	95	Fine	High	4		8-75	8-75	8-75	8-75		
P5562	T308 BFP	CV	110	Fine	High	2		5-50	30-60	5-50	30-60		
P5555	T301BCP	CV	110	Fine	High	2		3-100	3-100	3-100	3-100		3-100
P5548	T101 BL	CV	110	Fine	Normal	2,5		4-100	4-100	4-100	4-100		
P5525	T301 DL	CV	110	Fine	High	4		6-100	6-100	6-100	6-100		
P5547	-	CV	220	Fine	Normal	2,5		4-200	4-200	4-200	4-200		4-200
P5552	-	CV	55-85	Fine	High	2,5/2,2-3,2		3-40	3-40	3-40	3-40		3-40
PROFESSIONAL WOOD (FAST AND ROUGH CUT)													
P5503	T144 D	CV	75	Rough	High	4		6-60	6-60	6-60	6-60		6-60
P5560	T144 DP	CV	75F	Rough	High	4		6-60	6-60	6-60	6-60		6-60
P5504	T244 D	CV	75	Rough	High	4		6-60	6-60	6-60	6-60		6-60
P5553	~T344 D	CV	110	Rough	High	4		8-100	8-100	8-100	8-100		8-100
P5554	T344 D	CV	130	Rough	High	4		8-120	8-120	8-120	8-120		8-120
P5568	T344DP	CV	130	Rough	High	4		5-100		5-100			
P5561	T1044 DP	CV	230	Rough	High	4		8-150	8-150	8-150	8-150		8-150
WOOD CLASSICO (ROUGH CUT)													
P5506	T119 A	CV	50	Rough	Normal	1,2		2-15		2-15			
P5507	T119 B	CV	50	Rough	Normal	2		4-30		4-30			
P5508	T119 BO	CV	50	Rough	Normal	2	*	4-20		4-20			
P5505	T111 C	CV	75	Rough	Normal	3		5-60		5-60			
EXTRA PROFESSIONAL WOOD (FAST & ACCURATE CUT)													
P5541	T101 AIF	Bi	75	Fine	High	2		2-30	2-30	2-30	2-30	2-30	
P5531	T101 BF	Bi	75	Fine	High	2,5		4-30	4-30	4-30	4-30		4-30
P5534	T144 DF	Bi	75	Fine	High	4		5-50	5-50	5-50	5-50		5-50
P5540	T345 XF	Bi	110	Fine	High	2-4		3-65	3-65	3-65	3-65	3-65	
METAL CLASSICO													
P5511	T118 G	HSS	50	Normal	Normal	0,9							
P5512	T118 A	HSS	50	Normal	Normal	1,2							
P5513	T218 A	HSS	50	Normal	Normal	1,2							
P5514	T118 B	HSS	50	Normal	Normal	2							
P5519	T101 A	HSS	75	Fine	Normal	2							
P5509	T127 D	HSS	75	Rough	Normal	3							
P5559	T123 XF	HSS	75	Normal	Normal	1,2/2,5							
P5520	T318 A	HSS	110			1,2							
METAL EXTRA PROFESSIONAL													
P5524	T118 AF	Bi	50	Normal	Normal	1,2							
P5523	T118 BF	Bi	50	Normal	Normal	2							
P5551	~T318AF	Bi	75	Normal	Normal	1,2							
P5537	T127 DF	Bi	75	Rough	Normal	3						3-15	
P5535	T318 AF	Bi	110	Fine	Normal	1,2							
P5536	T318 BF	Bi	110	Normal	Normal	2							
SANDWICH PANEL													
P5546	T718BF	Bi	180	Rough	Normal	1,4							
P5566	T 1018 AFP	Bi	230	Rough	Normal	1,2							
MULTIPURPOSE													
P5526	-	Bi	110	Normal	Fast	1,8/2,5		3-100	3-100	3-100		3-100	
P5549	-	Bi/CV	-	Fine	Fast	-		3-100	3-100	3-100		3-100	
DIAMOND													
JIG55/427	-	DIA	55	Fine	High	-							1-15
JIG55/602	-	DIA	55	Fine	High	-							1-15
JIG75/427	-	DIA	75	Fine	High	-							1-20
JIG75/602	-	DIA	75	Fine	High	-							1-20
CARBIDE													
P5538	T141 HM	CARBIDE TIP.	75	Fine	High	4,3							
P5539	T118 EHM	CARBIDE TIP.	50	Fine	High	1,4							
GJ12	T150 RIFF	CARBIDE	54	Fine	High	-							
GJ14	T130 RIFF	CARBIDE	54	Fine	High	-							
NON TOOTHED BLADE													
P5557	T313 AW	CV	127	Fine	High								
P5558	T113 A	CV	75	Fine	High								

GUIDELINES FOR CHOOSING THE PROPER JIG SAW BLADE

	METAL							OTHER MATERIALS								
	INOX				Cu-Ni-La	Al		PVC								
	Stainless steel	Metal in general	Sheet	Laminated sheet	Non ferrous (Copper, brass)	Aluminium	Sandwich construction	Plastic in general	Acrilic glass	Fiberglass	Uralit	Ceramics	Concrete	Glass	Leather rubber cardboard	Plaster Board
PROFESSIONAL WOOD (ACCURATE CUT)																
								4-30								
								4-30								
								4-30								
								3-60								
								6-30								
								6-60								
								6-60								
								6-60								
								8-75								
								3-100								
								4-100								
								6-100								
								4-200								
								3-40								
PROFESSIONAL WOOD (FAST AND ROUGH CUT)																
								8-60								
								5-50								
								8-60								
								8-100								
								8-120								
								8-150								
WOOD CLASSICO (ROUGH CUT)																
								2-15								
								4-20		4-20						
								4-20		4-20						
								5-60								
EXTRA PROFESSIONAL WOOD (FAST & ACCURATE CUT)																
								3-10	3-10							
								4-30								
								6-60								
								8-85								
METAL CLASSICO																
	0,9-1,2	0,9-1,2	0,9-1,2	0,9-1,2	0,9-1,2			0,9-1,2								
	1,5-3	1,5-3	1,5-3	1,5-3	1,5-3			1,5-3								
	1,5-3	1,5-3	1,5-3	1,5-3	1,5-3			1,5-3								
	3-6	3-6		3-6	3-6			3-6								
	2-20	2-20		2-20	2-20			2-20								
	3-15	3-15		3-15	3-15			3-15			3-15					
	1,5-10	1,5-10		1,5-10	1,5-10			1,5-10	1,5-10							
	1,5-3	1,5-3		1,5-3	1,5-3	1,5-65		1,5-3								
METAL EXTRA PROFESSIONAL																
1,5-3	1,5-3	1,5-3	1,5-3	1,5-3	1,5-3			1,5-3	1,5-3							
2-60	2-60	2-60		2-60	2-60			2-6	2-6							
1,5-3	1,5-3	1,5-3		1,5-3	1,5-3			1,5-3	1,5-3							
3-15	3-15	3-15		3-15	3-15			3-15	3-15		3-15					
1,5-3	1,5-3	1,5-3		1,5-3	1,5-3	2-65		1,5-3	1,5-3							
2-6	2-6	2-6		2-6	2-6	2-85		2-6	2-6							
SANDWICH PANEL																
1,5-3	1,5-3	1,5-3		1,5-3	1,5-3	2-180		1,5-3	1,5-3							
1-3	1-3	1-3		1-3	1-3	2-210		1-3	1-3							
MULTIPURPOSE																
1,5-3	1,5-3	1,5-3	1,5-3	1,5-3	1,5-3			3-100	3-100				1,5-3	1,5-3		
1,5-3	1,5-3	1,5-3	1,5-3	1,5-3	1,5-3			3-100	3-100							
DIAMOND																
								1-15	1-15	1-15		1-15		1-15		
								1-15	1-15	1-15		1-15		1-15		
								1-20	1-20	1-20		1-15		1-15		
								1-20	1-20	1-20		1-20		1-20		
CARBIDE																
										5-50						5-50
										1-5						1-5
										2-15		2-15				
										2-15		2-15				
NON TOOTHED BLADE																
															1-100	
															1-50	

JIG SAW BLADES BLUE-MASTER

The wide range of Jig Saw Blades BLUE MASTER meets the highest requirements in all kind of applications, from solid wood to hard metals or synthetic materials. The state-of-the-art production technologies and high quality standards provide the best performances in all applications becoming the market leader in Jig Saw Blades.

Manufactured with the best raw materials for the applications and designed according to the most adequate geometries to obtain the maximum performance in every cutting operation.

JIG SAW BLADES DESCRIPTIVE BLISTER

WOOD



APPLICATION MARKING IN COLOURS

- Wood
- Metal
- Multipurpose

DESCRIPTION OF THE APPLICATION

RULER TO CHECK THE DIMENSIONS

ICONS FOR THE CHARACTERISTICS

- Manufacturing material
- Tooth characteristics
- Dimensions

ICONS FOR THE APPLICATIONS

SHANK COMPATIBILITY

ORIGIN

METAL

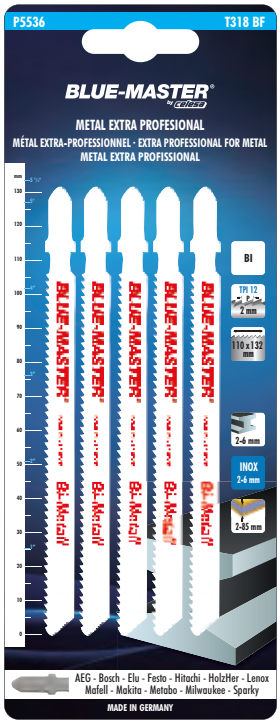

MULTIPURPOSE



JIG SAW BLADES

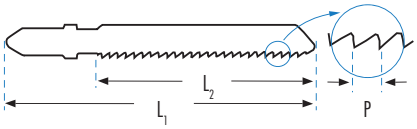

Shank Suitable for the following machines:
AEG - Bosch - Elu - Festo - Hitachi - HolzHer - Lenox
Mafell - Makita - Metabo - Milwaukee - Sparky

Ref. CELESA	Ref. ULTRA	Ref. BOSCH		TEETH PITCH	DIMENSIONS L2 x L1	QUALITY	APPLICATIONS		
PROFESSIONAL WOOD (ACCURATE CUT)									
Ref. P5543	-	T101 AO		TPI 20 P 1,3 mm	50 x 75 mm	CV	2-20 mm	2-20 mm	Blister 5u.: 11,67 €
Ref. P5501	Ref. 8001	T101 B		TPI 10 P 2,5 mm	75 x 100 mm	CV	4-30 mm	4-30 mm	Blister 5u.: 10,17 €
Ref. P5532	-	-	Double cut with extra clean cut	TPI 10 P 2,5 mm	75 x 100 mm	CV	4-30 mm	4-30 mm	Blister 5u.: 15,45 €
Ref. P5516	Ref. 8018	T101 BR	Precise and clean cuts	UPCUT TEETH TPI 10 P 2,5 mm	75 x 100 mm	CV	4-30 mm	4-30 mm	Blister 5u.: 12,15 €
Ref. P5550	-	T101 AIF	Upcut and downcut in the same blade for extra clean cut	TPI 12 P 2 mm	75 x 100 mm	CV	3-60 mm	3-60 mm	Blister 5u.: 12,17 €
PREMIUM Ref. P5545	-	Premium	The best blade ever for wood cutting	TPI 8 P 3 mm	75 x 100 mm	CV	6-30 mm	6-30 mm	Blister 5u.: 12,40 €
Ref. P5502	Ref. 8002	T101 D		TPI 6 P 4 mm	75 x 100 mm	CV	10-45 mm	10-45 mm	Blister 5u.: 10,27 €

JIG SAW BLADES

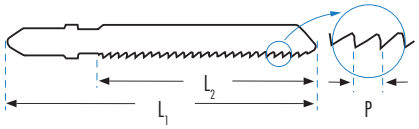

Shank Suitable for the following machines:
AEG - Bosch - Elu - Festo - Hitachi - HolzHer - Lenox
Mafell - Makita - Metabo - Milwaukee - Sparky

Ref. CELESA	Ref. ULTRA	Ref. BOSCH	TEETH PITCH	DIMENSIONS L2 x L1	QUALITY	APPLICATIONS		
PROFESSIONAL WOOD (ACCURATE CUT)								
Ref. P5533	-	T101 DP	TPI 6 / P 4 mm	75 x 100 mm	CV		6-60 mm / 6-60 mm	Blister 5u.: 13,18 €
Ref. P5542	-	T301 CD	TPI 8 / P 3 mm	90 x 115 mm	CV		6-60 mm / 6-60 mm	Blister 5u.: 13,45 €
Ref. P5544	-	T234 X	TPI 8-10 / P 2,5-3,2 mm	90 x 115 mm	CV		1-80 mm / 1-80 mm	Blister 5u.: 19,72 €
Ref. P5522	Ref. 8022	T301 D	TPI 6 / P 4 mm	95 x 115 mm	CV		8-75 mm / 8-75 mm	Blister 5u.: 13,25 €
NEW PREMIUM Ref. P5562	-	T308 BFP	TPI 12 / P 2 mm	110 x 132 mm	CV	TWIN CUT	30-60 mm / 30-60 mm	Blister 5u.: 23,23 €
Ref. P5555	-	T301 BCP	TPI 12 / P 2 mm	110 x 132 mm	CV		3-100 mm / 3-100 mm	Blister 5u.: 17,02 €
Ref. P5548	-	T101 BL	TPI 10 / P 2,5 mm	110 x 132 mm	CV		4-100 mm / 4-100 mm	Blister 5u.: 13,31 €
Ref. P5525	-	T301 DL	TPI 6 / P 4 mm	110 x 132 mm	CV		6-100 mm / 6-100 mm	Blister 5u.: 13,25 €
Ref. P5547	-	-	TPI 10 / P 2,5 mm	220 x 250 mm	CV		4-200 mm / 4-200 mm	Blister 5u.: 53,28 €

JIG SAW BLADES

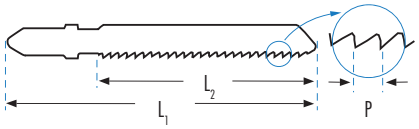

Shank Suitable for the following machines:
AEG - Bosch - Elu - Festo - Hitachi - HolzHer - Lenox
Mafell - Makita - Metabo - Milwaukee - Sparky

Ref. CELESA	Ref. ULTRA	Ref. BOSCH	TEETH PITCH	DIMENSIONS L2 x L1	QUALITY	APPLICATIONS		
PROFESSIONAL WOOD (ACCURATE CUT)								
Ref. P5552	-	-	TPI 10/11-8 2,5/2,2 3,2 mm	55/85x115	CV		3-40 mm	3-40 mm
Close curve cuts								
						Blister 5u.:	25,72 €	
PROFESSIONAL WOOD (FAST AND ROUGH CUT)								
Ref. P5503	Ref. 8006	T144 D	TPI 6 4 mm	75 x 100 mm	CV		6-60 mm	6-60 mm
						Blister 5u.:	8,82 €	
PREMIUM Ref. P5560	-		1,7 mm	TPI 6 4 mm	75 x 100 mm	CV	6-60 mm	6-60 mm
						Blister 5u.:	10,88 €	
Ref. P5504	Ref. 8007	T244 D		TPI 6 4 mm	75 x 100 mm	CV	6-60 mm	6-60 mm
						Blister 5u.:	9,97 €	
Ref. P5553	Ref. 8024	~T344 D		TPI 6 4 mm	110 x 132 mm	CV	8-100 mm	8-100 mm
						Blister 5u.:	12,01 €	
PREMIUM Ref. P5554	Ref. 8080	T344 D	1,25 mm	TPI 6 4 mm	130 x 150 mm	CV	5-100 mm	5-100 mm
						Blister 5u.:	15,77 €	
NEW PREMIUM Ref. P5568		T344 DP	1,7 mm	TPI 6 4 mm	130 x 150 mm	CV	5-100 mm	5-100 mm
						Blister 5u.:	17,23 €	
PREMIUM Ref. P5561	EXTRA LONG SERIES	T 1044 DP	1,7 mm	TPI 6 4 mm	230 x 250 mm	CV	8-150 mm	8-150 mm
						Blister 5u.:	45,79 €	

JIG SAW BLADES

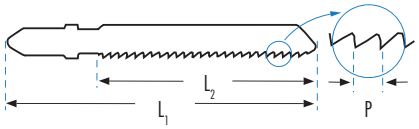

Shank Suitable for the following machines:
AEG - Bosch - Elu - Festo - Hitachi - HolzHer - Lenox
Mafell - Makita - Metabo - Milwaukee - Sparky

Ref. CELESA	Ref. ULTRA	Ref. BOSCH	TEETH PITCH	DIMENSIONS L2 x L1	QUALITY	APPLICATIONS		
WOOD CLASSICO (ROUGH CUT)								
Ref. P5506	Ref. 8004	T119 A	TPI 21 / P 1,2 mm	50 x 75 mm	CV	2-15 mm	2-15 mm	
						*Available until end of stock	Blister 5u.:	6,02 €
Ref. P5507	Ref. 8005	T119 B	TPI 12 / P 2 mm	50 x 75 mm	CV	4-30 mm	4-30 mm	
						*Available until end of stock	Blister 5u.:	5,79 €
Ref. P5508	Ref. 8015	T119 BO	TPI 12 / P 2 mm	50 x 75 mm	CV	4-20 mm	4-20 mm	
							Blister 5u.:	8,35 €
Ref. P5505	Ref. 8003	T111 C	TPI 8 / P 3 mm	75 x 100 mm	CV	5-60 mm	5-60 mm	
							Blister 5u.:	6,02 €
EXTRA PROFESSIONAL WOOD (FAST & ACCURATE CUT)								
Ref. P5541	-	T101 AIF	TPI 12 / P 2 mm	75 x 100 mm	BI	2-30 mm	2-30 mm	
							Blister 5u.:	21,26 €
Ref. P5531	Ref. 8025	T101 BF	TPI 10 / P 2,5 mm	75 x 100 mm	BI	4-30 mm	4-30 mm	
							Blister 5u.:	22,13 €
Ref. P5534	Ref. 8021	T144 DF	TPI 6 / P 4 mm	75 x 100 mm	BI	5-50 mm	5-50 mm	
							Blister 5u.:	17,21 €
Ref. P5540	-	T345 XF	TPI 6-12 / P 2-4 mm	110 x 132 mm	BI	3-65 mm	3-65 mm	
Progressive teeth							Blister 5u.:	24,45 €

JIG SAW BLADES

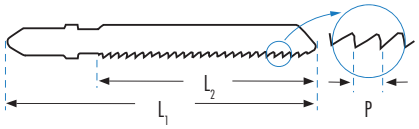

Shank Suitable for the following machines:
AEG - Bosch - Elu - Festo - Hitachi - HolzHer - Lenox
Mafell - Makita - Metabo - Milwaukee - Sparky

Ref. CELESA	Ref. ULTRA	Ref. BOSCH	TEETH PITCH	DIMENSIONS L2 x L1	QUALITY	APPLICATIONS		
METAL CLASSICO								
Ref. P5511	Ref. 8012	T118 G	TPI 28 / P 0,9 mm	50 x 75 mm	HSS	0,9-1,2 mm	Al 0,9-1,2 mm	Blister 5u.: 10,68 €
Ref. P5512	Ref. 8009	T118 A	TPI 21 / P 1,2 mm	50 x 75 mm	HSS	1,5-3 mm	Al 1,5-3 mm	Blister 5u.: 10,07 €
Ref. P5513	Ref. 8010	T218 A	TPI 21 / P 1,2 mm	50 x 75 mm	HSS	1,5-3 mm	Al 1,5-3 mm	Blister 5u.: 11,43 €
Ref. P5514	Ref. 8011	T118 B	TPI 12 / P 2 mm	50 x 75 mm	HSS	3-6 mm	Al 3-6 mm	Blister 5u.: 10,07 €
Ref. P5519	Ref. 8008	T101 A	TPI 12 / P 2 mm	75 x 100 mm	HSS	2-20 mm	Al 2-20 mm	Blister 5u.: 16,11 €
Ref. P5509	Ref. 8013	T127 D	TPI 8 / P 3 mm	75 x 100 mm	HSS	3-15 mm	Al 3-15 mm	Blister 5u.: 12,52 €
Ref. P5559	-	T123 XF	TPI 8 / P 1,2/2,5mm	75 x 100 mm	HSS	1,5-10 mm	Al 1,5-10 mm	Blister 5u.: 17,24 €
Ref. P5520	Ref. 8016	T318 A	TPI 21 / P 1,2 mm	110 x 132 mm	HSS	1,5-3 mm	Al 1,5-3 mm	Blister 5u.: 15,87 €

JIG SAW BLADES

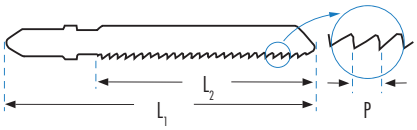

Shank Suitable for the following machines:
AEG - Bosch - Elu - Festo - Hitachi - HolzHer - Lenox
Mafell - Makita - Metabo - Milwaukee - Sparky

Ref. CELESA	Ref. ULTRA	Ref. BOSCH		TEETH PITCH	DIMENSIONS L2 x L1	QUALITY		APPLICATIONS		
METAL EXTRA PROFESSIONAL										
Ref. P5524	Ref. 8027	T118 AF		TPI 21 / 1,2 mm	50 x 75 mm	BI	1,5-3 mm	INOX 1,5-3 mm	Al 1,5-3 mm	Blister 5u.: 12,68 €
Ref. P5523	Ref. 8028	T118 BF		TPI 12 / 2 mm	50 x 75 mm	BI	2-6 mm	INOX 2-6 mm	Al 2-6 mm	Blister 5u.: 13,03 €
Ref. P5551	-	~T318 AF		TPI 21 / 1,2 mm	75 x 100 mm	BI	1,5-3 mm	INOX 1,5-3 mm	Al 1,5-3 mm	Blister 5u.: 15,03 €
Ref. P5537	-	T127 DF		TPI 8 / 3 mm	75 x 100 mm	BI	3-15 mm	INOX 3-15 mm	Al 3-15 mm	Blister 5u.: 16,40 €
Ref. P5535	Ref. 8019	T318 AF		TPI 21 / 1,2 mm	110 x 132 mm	BI	1,5-3 mm	INOX 1,5-3 mm	2-65 mm	Blister 5u.: 24,21 €
Ref. P5536	Ref. 8020	T318 BF		TPI 12 / 2 mm	110 x 132 mm	BI	2-6 mm	INOX 2-6 mm	2-85 mm	Blister 5u.: 24,21 €



SANDWICH PANEL										
Ref. P5546	Ref. 8082	T718 BF	SANDWICH	TPI 18 / 1,4 mm	180 x 200 mm	BI	2-180 mm	1,5-3 mm		Blister 5u.: 47,49 €
Ref. P5566		T 1018 AFP	SANDWICH	TPI 18 / 1,2 mm	230 x 250 mm	BI	2-210 mm	1-3 mm		Blister 5u.: 53,55 €

JIG SAW BLADES

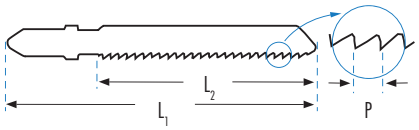

Shank Suitable for the following machines:
AEG - Bosch - Elu - Festo - Hitachi - HolzHer - Lenox
Mafell - Makita - Metabo - Milwaukee - Sparky

Ref. CELESA	Ref. ULTRA	Ref. BOSCH	TEETH PITCH	DIMENSIONS L2 x L1	QUALITY			APPLICATIONS	
MULTIPURPOSE									
Ref. P5526	Ref. 8017	-	TPI 14/10 P 1,8/2,5 mm	110 x 132 mm	BI	3-100 mm	1,5-3 mm	INOX 1,5-3 mm	
Variable teeth									
								Blister 5u.:	22,83 €
Ref. P5549		1Ud. 5532 1Ud. 5545 1Ud. 5550 1Ud. 5526	1Ud. 5551	TPI P Varied	75 x 110 110 x 132	BI/CV	3-100 mm	1,5-3 mm	INOX 1,5-3 mm
								Blister 5u.:	17,68 €

DIAMOND									
Ref. JIG55/427	-	-	Grit COARSE	55 x 78 mm		★★★	1-15 mm	1-15 mm	
								Plastic pouch 1u.:	47,22 €
Ref. JIG55/602	-	-	Grit COARSE	55 x 78 mm		★★★	1-15 mm	1-15 mm	
								Plastic pouch 1u.:	47,22 €
Ref. JIG75/427	-	-	Grano Fino	75 x 96 mm		★★★	1-20 mm	1-15 mm	
								Plastic pouch 1u.:	53,37 €
Ref. JIG75/602	-	-	Grit COARSE	75 x 100 mm		★★★	1-20 mm	1-20 mm	
								Plastic pouch 1u.:	53,37 €

JIG SAW BLADES

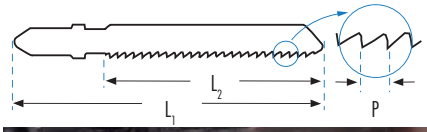

Shank Suitable for the following machines:
AEG - Bosch - Elu - Festo - Hitachi - HolzHer - Lenox
Mafell - Makita - Metabo - Milwaukee - Sparky



Ref. CELESA	Ref. ULTRA	Ref. BOSCH	TEETH PITCH	DIMENSIONS L2 x L1	QUALITY	APPLICATIONS		
CARBIDE								
Ref. P5538	--	T141 HM	TPI 6 P 4,3 mm	75 x 100 mm		5-50 mm	5-50 mm	
· Special application for laminated plaster boards and fiberglass.							Plastic pouch 1u.:	**20,64 €**
Ref. P5539	-	T118 EHM	TPI 18 P 1,4 mm	50 x 75 mm		1-5 mm	1-5 mm	
· Special application for laminated plasterboards and fiberglass.							Plastic pouch 3u.:	**38,69 €**
Ref. GJ12	Ref. 8040	T150 RIFF	Grit FINE	54 x 75 mm	Tungsten	2-15 mm	2-15 mm	
· Special application for ceramics.							Plastic pouch 5u.:	**19,60 €**
Ref. GJ14	-	T130 RIFF	Grit COARSE	54 x 75 mm	Tungsten	2-15 mm	2-15 mm	
· Special application for ceramics.							Plastic pouch 5u.:	**19,60 €**



Ref. CELESA	Ref. ULTRA	Ref. BOSCH	TEETH PITCH	DIMENSIONS L2 x L1	QUALITY	APPLICATIONS		
NOT SERRATED BLADES								
Ref. P5557	-	T313AW		127 x 152 mm	CV	1-100 mm		
							Plastic pouch 1u.:	**63,27 €**
Ref. P5558	-	T113A		75 x 100 mm	CV	1-50 mm		
							Plastic pouch 1u.:	**26,81 €**

EQUIVALENCE CHART FOR JIG SAW BLADES

CODE CELESA	BOSCH	ASEIN	A.E.G.	MAKITA	LENOX	METABO	FESTO	HITACHI	ULTRA	STARRET
PROFESSIONAL WOOD (ACCURATE CUT)										
P5543	T101 AO	2113	373392	-	-	23651	S50/1,4	-	-	-
P5501	T101 B	2110	254061	P-04606	F 450 S	23624	S75/2,5	12501	8001	KGF108
P5532	-	-	-	-	-	-	-	-	-	-
P5516	T 101 BR	2114	346079	P-04662	F 450 SR	-	-	-	8018	KGF121
P5550	T 101AIF	-	-	-	-	-	-	-	-	-
P5545	T 301CD	-	-	-	-	-	-	-	-	-
P5502	T 101 D	2170	275351	P-04612	F 416 SC	23635	-	12502	8002	KGF110
P5533	T 101 DP	2172	373080	-	-	23655	S75/4FS	-	-	-
P5542	T 301CD	2150	-	-	-	23977	-	-	-	-
P5544	T 234 X	2105	-	-	-	-	-	-	-	-
P5522	T 301 D	-	-	-	F 410 S	-	-	-	8022	KGF120
P5562	T 308 BFP	-	-	-	-	-	-	-	-	-
P5555	T 301 BCP	-	-	-	-	-	-	-	-	-
P5548	T 101 BL	-	-	-	-	-	-	-	-	-
P5525	T 301 DL	2180	346071	-	-	-	-	-	-	-
P5547	-	-	-	-	-	-	-	-	-	-
P5552	-	-	-	-	-	-	-	-	-	-
PROFESSIONAL WOOD (FAST AND ROUGH CUT)										
P5503	T144 D	2360	213116	P-04640	F 406 S	23633	S75/4	12504	8006	-
P5560	T144 DP	-	-	-	-	-	-	-	-	-
P5504	T244 D	2370	265654	P-04656	-	23649	S75/4K	12505	8007	-
P5553	~T344 D	-	-	-	-	-	-	-	8024	-
P5554	T344 D	-	-	-	-	-	-	-	8080	-
P5568	T344 DP	-	-	-	-	-	-	-	-	-
P5561	T 1044 DP	-	-	-	-	-	-	-	-	-
WOOD CLASSICO (ROUGH CUT)										
P5506	T119 A	2400	274352	-	-	23630	-	-	8004	-
P5507	T119 B	2410	274353	P-04581	F 410 S	23631	-	-	8005	KGF106
P5508	T119 BO	2413	274650	P-04597	F 416 SC	23646	-	-	8015	KGF105
P5505	T111 C	2280	254071	P-04628	-	23632	S75/3	12503	8003	KGF111
EXTRA PROFESSIONAL WOOD (FAST & ACCURATE CUT)										
P5541	T101 AIF	-	-	-	-	-	-	-	-	-
P5531	T101 BF	2111	373390	P-31594	-	23975	S75/2,5 BI	-	8025	KBS108
P5534	T144 DF	2361	373391	P-31588	-	23976	S75/4BI	-	8021	KBS116
P5540	T345 XF	-	-	-	-	-	-	-	-	-
METAL CLASSICO										
P5511	T118 G	2520	274652	P-04525	-	23636	-	12513	8012	KRS106
P5512	T118 A	2550	254063	254063	F 324 S	23637	-	12511	8009	KRS105
P5513	T218 A	2560	346082	P-04569	F 318 SC	23647	HS 50/1,2	-	8010	KRS107
P5514	T118 B	2650	254064	P-04519	F 340 SV	23638	HS 50/2	12512	8011	KRS103
P5519	T101 A	2501	274651	P-04553	F 314 S	23640	-	-	8008	-
P5509	T127 D	2760	274315	P-04531	F 410 S	23639	HS 75/3	12510	8013	KRS108
P5559	T123 XF	-	-	-	-	-	-	-	-	-
P5520	T318 A	-	274654	-	F 518 S	23629	-	-	8016	KRS110
METAL EXTRA-PROFESSIONAL										
P5524	T118 AF	2551	340011	-	F 324 S	23971	HS60/1,2BI	-	8027	KBS105
P5523	T118 BF	2651	340012	-	F 314 S	23973	HS60/2BI	-	8028	KBS103
P5551	~T118AF	-	-	-	-	-	-	-	-	-
P5537	T127 DF	2761	340014	-	-	23974	HS75/3BI	-	-	KBS111
P5535	T318 AF	2571	274654	-	-	23978	HS105/1,2BI	-	8019	-
P5536	T318 BF	2671	274653	-	-	23979	HS105/2BI	-	8020	-
SANDWICH PANEL										
P5546	T718BF	-	-	-	-	-	-	-	8082	-
P5566	T 1018 AFP	-	-	-	-	-	-	-		-
MULTIPURPOSE										
P5526	-	-	-	-	-	-	-	-	-	-
P5549	-	-	-	-	-	-	-	-	-	-
CARBIDE										
JIG55/427	-	-	-	-	-	-	-	-	-	-
JIG55/602	-	-	-	-	-	-	-	-	-	-
JIG75/427	-	-	-	-	-	-	-	-	-	-
JIG75/602	-	-	-	-	-	-	-	-	-	-
DIAMOND										
P5538	T141 HM	2890	-	P-38766	-	23652	HM75/4,5	-	8017	-
P5539	T118 EHM	2585	373394	-	-	23663	-	-	-	-
GJ12	T150 RIFF	-	213-232	-	300SG	23.658	-	-	-	-
GJ14	T130 RIFF	-	213-231	-	-	23.657	-	-	-	-
NON TOOTHED BLADES										
P5557	T313 AW	-	-	-	-	-	-	-	-	-
P5558	T113 A	-	-	-	-	-	-	-	-	-

JIG SAW BLADES FOR PNEUMATIC MACHINES

Shank Suitable for the following machines:
Fein, Spitznas, Premag, Rockwell

Ref. CELESA	TEETH PITCH	DIMENSIONS L2 x L1	QUALITY		APPLICATIONS		
BODYWORK CONSTRUCTION							
Ref. RHS151110	TPI 24 P 1 mm	100 mm	BI	INOX 1-2 mm	1 - 2 mm	1-2 mm	
						Blister 5u.:	27,39 €
EXTREME APPLICATIONS							
Ref. RHS161110-500	TPI 15 P 1,6 mm	500 mm	HSS	INOX 2-6 mm	2-6 mm	2-6 mm	
						Plastic pouch 1u.:	45,87 €

BLUE-MASTER® by celesa

2026 PRICE LIST

GROSS PRICE 2025 + 7%

Effective from 4 May 2026

RECIPROCATING SAW BLADES

GUIDELINES FOR CHOOSING THE PROPER RECIPROCATING SAW BLADE

REF CELESA	REF BOSCH	MATERIAL	CUTTING LENGTH	FINISHING	SPEED	TEETH	CURVED CUTS	WOOD: Hard wood	WOOD: Chipboard	WOOD: Plywood	WOOD: Pallets	WOOD: Wood & nails	WOOD: Special saws for tree pruning
WOOD CLASSICO CV													
WC608	S644D	CV	130	Normal	Fast	4,2	*	6-100	6-100	6-100			6-100
WCD606	S744D	CV	130	Normal	Normal	4,2	*	6-100	6-100	6-100			6-100
WC4031	-	CV	130	Normal	Normal	6,2		20-100	20-100	20-100			20-100
AG4053	S617K	CV	130	Rough	Fast	8,5	*	20-100	20-100	20-100			20-100
AG4045	-	CV	210	X-Fine	X-Fast	2,5	*	6-180	6-180	6-180			6-180
AG923	S2345X	CV	210	X-Fine	X-Fast	3,8		6-100	6-100	6-100			6-100
AG4054	S1111K	CV	210	Rough	Fast	8,5		20-250	20-250	20-250			20-250
WCD1206	S1344D	CV	280	Normal	Fast	4,2		6-250	6-250	6-250			6-250
WC1208	S1617K	CV	280	Rough	Fast	8,5		20-250	20-250	20-250			20-250
WOOD. PRUNING													
AG4052	S1531L	CV	210	Fine	Fast	5/6,5		15-190	15-190	15-190			15-190
AG4055	S1542K	CV	210	Rough	Fast	8,5		15-150	15-150	15-150			15-150
FIXING PALLETS													
AG916		Bi	195			1,8-2,5					✓		
AG917		Bi	210			1,8-2,5					✓		
AG918		Bi	195			1,8-2,5					✓		
AG919		Bi	210			1,8-2,5					✓		
WOOD WITH NAILS													
AG610	S922HF	Bi	130	Clean	Normal	2,5						3-100	
AG611	Lenox 810R	Bi	180	Clean	Normal	2,5						3-150	
AG612	S1122HF	Bi	210	Clean	Normal	2,5					3-190		
AG913	S1025BF	Bi	280	Clean	Normal	2					3-270		
WOOD WITH NAILS (ROUGH CUT)													
AG608	S628DF	Bi	130F	Rough	Normal	4,2	*	6-100	6-100	6-100			
AG906	-	Bi	210F	Rough	Normal	4,2	*	6-180	6-180	6-180			
AG1208	S1411DF	Bi	280	Rough	Normal	4,2		6-250	6-250	6-250			
PIPES, PROFILES, AND FINE SHEETS													
AG224	S522AF	Bi	80	Normal	Normal	1							
AG218	S522EF	Bi	80	Normal	Normal	1,4							
AG324	S922AF	Bi	130	Normal	Normal	1							
AG418	S1122EF	Bi	180	Fine	Normal	1,4							
AG922	S1122EF	Bi	210	Fine	Normal	1,4							
BUILDING METALS													
AG901	S1020CF	Bi	210	Fine	Fast	4,2		<190	<190	<190		<190	
AG902	-	Bi	210	Fine	Fast	2,5-3,2						<190	
AG920	S1125VF	Bi	205	Fine	Fast	1,8-2,25							
MEDIUM THICKNESS SHEET STEEL, PIPES AND PROFILES													
AG318	S922EF	Bi	130	Normal	Normal	1,4							
AG214	S522BF	Bi	80	Normal	Normal	1,8							
AG314	S922BF	Bi	130	Normal	Normal	1,8							
AG441	~S1122BF	Bi	180	Normal	Normal	1,8							
AG903	S1122BF	Bi	210	Normal	Normal	1,8						3-180	
AG904	31124M	Bi	280	Fine	Fast	1,8							
AG909	S936BEF	Bi	130	Clean	Normal	1,8						3-100	
AG924	S927BEF	Bi	130	Clean	Normal	1,4-1,8							
AG910	S1136BEF	Bi	205	Clean	Normal	1,8					3-180		
AG921	S1126BEF	Bi	205	Normal	Normal	1,4-1,8							
AG412	S1225VF	Bi	400	Fine	Normal	1,8-2,5							
AG413	-	Bi	400	Clean	Normal	1,8-2,5							
ABRASIVES METALS AND CAST PIPES													
GR20	-	MD	130	Fine	Fast	-						1-10	
GR24	-	MD	180	Fine	Fast	-						1-10	
GR26	S1130RIFF	MD	200	Fine	Fast	-						1-10	
GLASS FIBER AND CELL CONCRETE													
AG450	-	CV	63	Fine	Fast	-							
MATERIAIS ISOLANTES													
AG614	S 1113 AWP	CV	205	Fine	Fast								
AG615	-	CV	280	Fine	Fast								
MULTIPURPOSE													
AG912	S123XF	Bi	130			1,8-3,2		3-100	3-100	3-100		3-100	
AG911	S3456XF	Bi	180			2,5-3,2		3-150	3-150	3-150		3-150	
AG410	S1122VF	Bi	180F			1,8/2,5		3-150	3-150	3-150		3-150	
AG914	-	Bi	180			4,2-2,5		10-150	10-150	10-150		3-150	10-150
AG443	S1211H	Bi	280			2,5		10-150	10-150	10-150		3-150	10-150
AG411	S1222VF	Bi	280			1,8/2,5		2-250	2-250	2-250		2-250	2-250
FOOD (INDUSTRY)													
AG905	51211K	Inox	280			8,5							
METAL AND WOOD													
AG953	S956DHM	MD	130			4,2		<100				<100	
AG960	-	MD	210			3,6-5,1		5-175				5-175	
AG954	S1156XHM	MD	210			4,2		5-175				5-175	
AG955	S1256XHM	MD	280			4,2		5-250				5-250	
AG961	-	MD	210			8		5-200				5-200	
AG962	-	MD	280			8		5-250				5-250	
FIXING PALLETS													
AG963	-	MD	180			3							
REFURBISHMENT WORKS: METAL													
AG950	S955CHM	MD	130			3							
AG951	S1155CHM	MD	210			3							
AG958	-	MD	210			2,54							
AG967	S1157CHM	MD	205			3							
AG952	S1255CHM	MD	280			3							
AG959	-	MD	280			2,54							
REFURBISHMENT WORKS: BUILDING MATERIALS													
GR28	S641HM	MD	130			4,2							
GR30	S1543HM	MD	150			13		6-150					
GR32	S1243HM	MD	250			13		6-200					
GR34	S1243HM	MD	185			13		6-200					
AG956	S1141HM	MD	210			8,5							
AG957	S1241HM	MD	280			8,5							

GUIDELINES FOR CHOOSING THE PROPER RECIPROCATING SAW BLADE

METAL							OTHER MATERIALS						
INOX	Metals in general	Laminated sheet	Non ferrous (Copper, brass)	Aluminium	Steel pipes	Cast iron pipes	Plastic in general	Cell Concrete	Ceramics Concrete	Plaster Board	Glass	Window frames	Food
WOOD CLASSICO CV													
							6-100						
							6-100						
							6-250						
WOOD. PRUNING													
FIXING PALLETS													
WOOD WITH NAILS													
3-12	3-12		3-12	3-12	3-12	3-12	3-12						
3-12	3-12		3-12	3-12	3-12	3-12	3-12						
3-12	3-12		3-12	3-12	3-12	3-12	3-12						
2,5-10	2,5-10		2,5-10	2,5-10	2,5-10	2,5-10	2,5-10						
WOOD WITH NAILS (ROUGH CUT)													
							6-100						6-100
							6-180						6-250
							6-250						
PIPES, PROFILES, AND FINE SHEETS													
>1	>1	>1	>1	>1	>1								
1,5-3	1,5-3	1,5-3	1,5-3	1,5-3	1,5-3								
>1	>1	>1	>1	>1	>1								
1,5-3	1,5-3	1,5-3	1,5-3	1,5-3	1,5-3								
1,5-4	1,5-4	1,5-4	1,5-4	1,5-4	1,5-4								
BUILDING METALS													
3-12	3-12	3-12	3-12	3-12	3-12								
4-12	4-12	4-12	4-12	4-12	4-12	4-12							
2-10	2-10	2-10	2-10	2-10	2-10	2-10							
MEDIUM THICKNESS SHEET STEEL, PIPES AND PROFILES													
1,5-3	1,5-3	1,5-3	1,5-3	1,5-3	1,5-3	1,5-3							<190
2-8	2-8	2-8	2-8	2-8	2-8	2-8							
2-8	2-8	2-8	2-8	2-8	2-8	2-8							2-8
2-8	2-8	2-8	2-8	2-8	2-8	2-8							
2-8	2-8	2-8	2-8	2-8	2-8	2-8							
2-8	2-8	2-8	2-8	2-8	2-8	2-8							
3-8	3-8		3-8	3-8	3-8	3-8	3-8						
1,5-6	1,5-6	1,5-6	1,5-6	1,5-6	1,5-6	1,5-6							
3-8	3-8		3-8	3-8	3-8	3-8	3-8						
1,5-6	1,5-6	1,5-6	1,5-6	1,5-6	1,5-6	1,5-6							
3-8	3-8	3-8	3-8	3-8	3-8	3-8							
3-8	3-8	3-8	3-8	3-8	3-8	3-8							
ABRASIVES METALS AND CAST PIPES													
						ø 50	1-10	1-10	1-10		1-10		
						ø 100	1-10	1-10	1-10		1-10		
						ø 150	1-10	1-10	1-10		1-10		
GLASS FIBER AND CELL CONCRETE													
MATERIAIS ISOLANTES													
							3-12	3-12	6-100				
							3-12	3-12	6-250				
MULTIPURPOSE													
3-10	3-10		3-10	3-10	3-10	3-10	3-10						
3-18	3-18		3-18	3-18	3-18	3-18	3-18						
3-12	3-12	3-12	3-12	3-12	3-12	3-12							
3-12	3-12	3-12	3-12	3-12	3-12	3-12	3-12						
3-12	3-12	3-12	3-12	3-12	3-12	3-12							
3-12	3-12	3-12	3-12	3-12	3-12	3-12							
FOOD (INDUSTRY)													
													3-250
METAL AND WOOD													
												<100	
FIXING PALLETS													
REFURBISHMENT WORKS: METAL													
5-12	5-12				5-12	5-12							
5-12	5-12				5-12	5-12							
3-8	3-8				3-8	3-8							
5-12	5-12				5-12	5-12							
5-12	5-12				5-12	5-12							
3-8	3-8				3-8	3-8							
REFURBISHMENT WORKS: BUILDING MATERIALS													
							6-100			6-100			
							6-180			6-180			
							6-250			6-250			

UNIVERSAL RECIPROCATING SAW BLADES

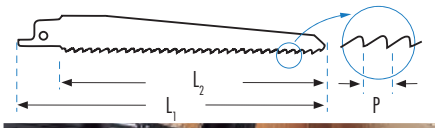

Shank Suitable for the following machines:
AEG - Bosch - Black & Decker - Metabo - Flex - Hitachi
Milwaukee - Rockwell - Makita - Skil - Dewalt

Ref. CELESA	Ref. BOSCH		TEETH PITCH	DIMENSIONS L2 x L1	QUALITY	APPLICATIONS		Plastic pouch 5u.:
WOOD CLASSICO CV								
Ref. WC608	S644D	(QUICK CUT)	TPI 6 / P 4,2 mm	130 x 150 mm	CV	6-100 mm	6-100 mm	20,89 €
Ref. WCD606	S744D		TPI 6 / P 4,2 mm	130 x 150 mm	CV	6-100 mm	6-100 mm	20,29 €
Ref. WC4031	-		TPI 4 / P 6,2 mm	130 x 150 mm	CV	20-100 mm	20-100 mm	20,29 €
Ref. AG4053	S617K		TPI 3 / P 8,5 mm	130 x 150 mm	CV	20-100 mm	20-100 mm	21,24 €
Ref. AG4045	-		TPI 10 / P 2,5 mm	210 x 230 mm	CV	6-180 mm	6-180 mm	80,50 €
· Japanese Teeth								
NEW Ref. AG923	S 2345 X		TPI 7 / P 3,8 mm	210 x 240 mm	CV	6-100 mm	6-100 mm	38,82 €
· Japanese Teeth								
Ref. AG4054	S1111K		TPI 3 / P 8,5 mm	210 x 230 mm	CV	20-180 mm	20-180 mm	22,45 €
Ref. WCD1206	S1344D		TPI 6 / P 4,2 mm	280 x 300 mm	CV	6-250 mm	6-250 mm	31,17 €
Ref. WC1208	S1617K		TPI 3 / P 8,5 mm	280 x 300 mm	CV	20-250 mm	20-250 mm	31,17 €

UNIVERSAL RECIPROCATING SAW BLADES

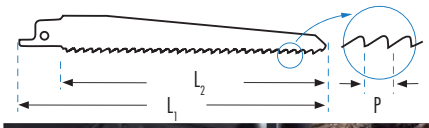

Shank Suitable for the following machines:
AEG - Bosch - Black & Decker - Metabo - Flex - Hitachi
Milwaukee - Rockwell - Makita - Skil - Dewalt

Ref. BOSCH		TEETH PITCH	DIMENSIONS L2 x L1	QUALITY	APPLICATIONS	
WOOD. PRUNING						
Ref. AG4052	S1531L	TPI 5/4 P 5/6,5mm	210 x 230 mm	CV	15-190 mm	Plastic pouch 5u.: 32,45 €
Ref. AG4055	S1542K	TPI 3 P 8,5 mm	210 x 230 mm	CV	15-150 mm	Plastic pouch 5u.: 30,10 €

FIXING PALLETS						
Ref. AG916	e=0,90	TPI 10/14 P 1,8-2,5 mm	195 x 215 mm	BI		Pack 100u.: 315,86 €
Ref. AG917	e=0,90	TPI 10/14 P 1,8-2,5 mm	210 x 230 mm	BI		Pack 100u.: 332,33 €
Ref. AG918	e=1,27	TPI 10/14 P 1,8-2,5 mm	195 x 215 mm	BI		Pack 100u.: 414,74 €
Ref. AG919	e=1,27	TPI 10/14 P 1,8-2,5 mm	210 x 230 mm	BI		Pack 100u.: 420,23 €

UNIVERSAL RECIPROCATING SAW BLADES

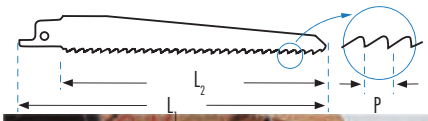

Shank Suitable for the following machines:

AEG - Bosch - Black & Decker - Metabo - Flex - Hitachi
Milwaukee - Rockwell - Makita - Skil - Dewalt

Ref. CELESA	Ref. BOSCH	TEETH PITCH	DIMENSIONS L2 x L1	QUALITY	APPLICATIONS			
WOOD WITH NAILS								
Ref. AG610	S922HF	TPI 10 / P 2,5 mm	130 x 150 mm	BI		3-100 mm	3-100 mm	
· Valid for fine metal sheet, windows renovation, aluminium, plastics and epoxy resins								Plastic pouch 5u.: 25,78 €
Ref. AG611	Lenox 810R	TPI 10 / P 2,5 mm	180 x 200 mm	BI		3-150 mm	3-150 mm	
· Suitable for fine metal sheet, pallets fixing, aluminium								Plastic pouch 5u.: 27,03 €
Ref. AG612	S1122HF	TPI 10 / P 2,5 mm	210 x 230 mm	BI		3-190 mm	3-190 mm	
· Suitable for fine metal sheet, pallets fixing, aluminium								Plastic pouch 5u.: 30,85 €
Ref. AG913	S1025BF	TPI 13 / P 2 mm	280 x 300 mm	BI		3-270 mm	3-270 mm	
· Suitable for fine metal sheet, aluminium, epoxy resins and cast pipes								Plastic pouch 5u.: 47,57 €
WOOD WITH NAILS (ROUGH CUT)								
Ref. AG608	S628DF	TPI 6 / P 4,2 mm	130 x 150 mm	BI	WINDOWS INSTALLATION	6-100 mm	6-100 mm	
· Suitable for fine metal sheet, windows renovation, aluminium, plastics and epoxy resins. Curved cutting.								Plastic pouch 5u.: 25,78 €
Ref. AG906	-	TPI 6 / P 4,2 mm	210 x 230 mm	BI	WINDOWS INSTALLATION	6-180 mm	6-180 mm	
· Suitable for fine metal sheet, windows renovation, aluminium, plastics and epoxy resins								Plastic pouch 5u.: 33,88 €
Ref. AG1208	S1411DF	TPI 6 / P 4,2 mm	280 x 300 mm	BI		6-250 mm	6-250 mm	
· Suitable for fine metal sheet, plastics and epoxy resins								Plastic pouch 5u.: 45,13 €

UNIVERSAL RECIPROCATING SAW BLADES

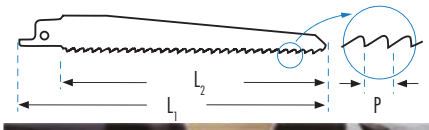

Shank Suitable for the following machines:

AEG - Bosch - Black & Decker - Metabo - Flex - Hitachi
Milwaukee - Rockwell - Makita - Skil - Dewalt

Ref. CELESA	Ref. BOSCH	TEETH PITCH	DIMENSIONS L2 x L1	QUALITY		APPLICATIONS	
PIPES, PROFILES, FINE SHEETS AND SANDWICH TYPE PANELS							
Ref. AG224	S522AF	TPI 25 P 1 mm	80 x 100 mm	BI	>1 mm	INOX >1 mm	Al >1 mm
Plastic pouch 5u.: 17,21 €							
Ref. AG218	S522EF	TPI 18 P 1,4 mm	80 x 100 mm	BI	1,5-3 mm	INOX 1,5-3 mm	Al 1,5-3 mm
*Available until end of stock							
Plastic pouch 5u.: 17,21 €							
Ref. AG324	S922AF	TPI 25 P 1 mm	130 x 150 mm	BI	>1 mm	INOX >1 mm	Al >1 mm
Plastic pouch 5u.: 21,35 €							
Ref. AG418	S1122EF	TPI 18 P 1,4 mm	180 x 200 mm	BI	1,5-3 mm	INOX 1,5-3 mm	Al 1,5-3 mm
Plastic pouch 5u.: 33,60 €							
NEW Ref. AG922	S1122 EF	TPI 18 P 1,4 mm	210 x 230 mm	BI	1,5-4 mm	INOX 1,5-4 mm	Al 1,5-4 mm
Plastic pouch 5u.: 40,66 €							
BUILDING METALS							
Ref. AG901*	S1020CF	TPI 6 P 4,2 mm	210 x 230 mm	BI	3-12 mm	INOX 3-12 mm	Al 3-12 mm
* These sabre saw blades are thicker than the other ones							
Plastic pouch 5u.: 65,15 €							
Ref. AG902	S1120CF	TPI 8/10 P 2,5-3,2 mm	210 x 230 mm	BI	4-12 mm	INOX 4-12 mm	Al 4-12 mm
Plastic pouch 5u.: 60,96 €							
NEW Ref. AG920	S1125VF	TPI 10/14 P 1,8-2,5 mm	205 x 225 mm	BI	2-10 mm	INOX 2-10 mm	Al 2-10 mm
Plastic pouch 5u.: 59,89 €							

UNIVERSAL RECIPROCATING SAW BLADES

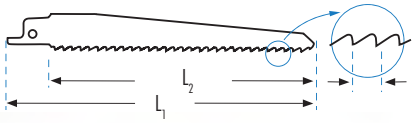

Shank Suitable for the following machines:

AEG - Bosch - Black & Decker - Metabo - Flex - Hitachi
Milwaukee - Rockwell - Makita - Skil - Dewalt

Ref. CELESA	Ref. BOSCH	TEETH PITCH	DIMENSIONS L2 x L1	QUALITY		APPLICATIONS		
TUBES AND PROFILES WITH HEAVY THICKNESS								
Ref. AG318	S922EF	TPI 18 / P / 1,4 mm	130 x 150 mm	BI	1,5-3 mm	INOX 1,5-3 mm	Al 1,5-3 mm	
						Plastic pouch 5u.:	21,58 €	
Ref. AG214	S522BF	TPI 14 / P / 1,8 mm	80 x 100 mm	BI	2-8 mm	INOX 2-8 mm	Al 2-8 mm	
						Plastic pouch 5u.:	17,21 €	
Ref. AG314	S922BF	TPI 14 / P / 1,8 mm	130 x 150 mm	BI	2-8 mm	INOX 2-8 mm	Al 2-8 mm	
						Plastic pouch 5u.:	21,58 €	
Ref. AG441	~S1122BF	TPI 14 / P / 1,8 mm	180 x 200 mm	BI	2-8 mm	INOX 2-8 mm	Al 2-8 mm	
						Plastic pouch 5u.:	29,56 €	
Ref. AG903	S1122BF	TPI 14 / P / 1,8 mm	210 x 230 mm	BI	2-8 mm	INOX 2-8 mm	Al 2-8 mm	
						Plastic pouch 5u.:	29,64 €	
Ref. AG904	31124 Metabo	TPI 14 / P / 1,8 mm	280 x 300 mm	BI	2-8 mm	INOX 2-8 mm	Al 2-8 mm	
						Plastic pouch 5u.:	41,97 €	

UNIVERSAL RECIPROCATING SAW BLADES

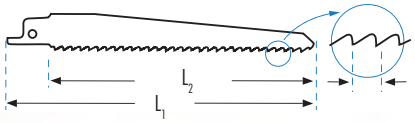

Shank Suitable for the following machines:

AEG - Bosch - Black & Decker - Metabo - Flex - Hitachi
Milwaukee - Rockwell - Makita - Skil - Dewalt

Ref. CELESA	Ref. BOSCH	TEETH PITCH	DIMENSIONS L2 x L1	QUALITY		APPLICATIONS	
TUBES AND PROFILES WITH HEAVY THICKNESS							
Ref. AG909	S936BEF	TPI 14 / 1,8 mm	130 x 150 mm	BI	3-8 mm	INOX 3-8 mm	Al 3-8 mm
						*Available until end of stock	Plastic pouch 5u.: 27,48 €
NEW Ref. AG924	S927BEF	TPI 14/18 / 1,4/1,8 mm	130 x 150 mm	BI	1,5-6 mm	INOX 1,5-6 mm	Al 1,5-6 mm
							Plastic pouch 5u.: 37,44 €
Ref. AG910	S1136BEF	TPI 14 / 1,8 mm	205 x 225 mm	BI	3-8 mm	INOX 3-8 mm	Al 3-8 mm
							Plastic pouch 5u.: 34,95 €
NEW Ref. AG921	S1126BEF	TPI 14/18 / 1,4/1,8 mm	205 x 225 mm	BI	1,5-6 mm	INOX 1,5-6 mm	Al 1,5-6 mm
							Plastic pouch 5u.: 35,19 €
NEW Ref. AG412	S1225VF	1,27mm	TPI 10/14 / 1,8-2,5 mm	400 x 380 mm	BI	3-8 mm	INOX 3-8 mm	Al 3-8 mm
							Plastic pouch 2u.: 18,82 €
NEW Ref. AG413		1,57mm	TPI 10/14 / 1,8-2,5 mm	400 x 380 mm	BI	3-8 mm	INOX 3-8 mm	Al 3-8 mm
							Plastic pouch 2u.: 20,52 €

UNIVERSAL RECIPROCATING SAW BLADES

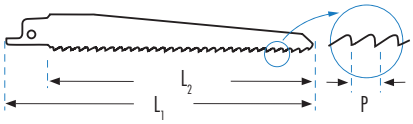

Shank Suitable for the following machines:
AEG - Bosch - Black & Decker - Metabo - Flex - Hitachi
Milwaukee - Rockwell - Makita - Skil - Dewalt

Ref. CELESA	Ref. BOSCH	TEETH PITCH	DIMENSIONS L2 x L1	QUALITY	APPLICATIONS		
ABRASIVES METALS AND CAST PIPES							
Ref. GR20	-	Grit Coarse	130 x 150 mm	Tungsten	1-10 mm	Ø 50 mm	Plastic Pouch 1u.: 5,35 €
Ref. GR24	-	Grit Coarse	180 x 200 mm	Tungsten	1-10 mm	Ø 100 mm	Plastic Pouch 1u.: 6,97 €
Ref. GR26	S1130RIFF	Grit Coarse	200 x 220 mm	Tungsten	1-10 mm	Ø 150 mm	Plastic Pouch 1u.: 8,89 €
CELL CONCRETE							
NEW Ref. AG450			L 63 mm	CV	<25 mm		Blister 2u.: 8,86 €

Ref. CELESA	Ref. BOSCH	TEETH PITCH	DIMENSIONS L2 x L1	QUALITY	APPLICATIONS		
NEW Ref. AG614	S 1113 AWP		205x225 mm	CV	<175 mm		Plastic pouch 2u.: 35,36 €
NEW Ref. AG615			280x300 mm	CV	<250 mm		Plastic pouch 5u.: 37,37 €

UNIVERSAL RECIPROCATING SAW BLADES

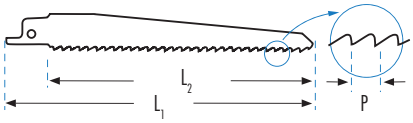

Shank Suitable for the following machines:

AEG - Bosch - Black & Decker - Metabo - Flex - Hitachi
Milwaukee - Rockwell - Makita - Skil - Dewalt

Ref. CELESA	Ref. BOSCH	TEETH PITCH	DIMENSIONS L2 x L1	QUALITY	APPLICATIONS			
MULTIPURPOSE								
Ref. AG912	S123XF	TPI 8/10 P 2,5/3,2 mm	130 x 150 mm	BI	3-100 mm	3-100 mm	3-10 mm	Plastic pouch 5u.: 41,36 €
Ref. AG911	S3456XF	TPI 8/10 P 2,5/3,2 mm	210 x 230 mm	BI	3-150 mm	3-150 mm	3-18 mm	Plastic pouch 5u.: 63,42 €
Ref. AG410	S1122VF	TPI 14/10 P 1,8/2,5 mm	180 x 200 mm	BI	3-150 mm	3-150 mm	3-12 mm	Plastic pouch 5u.: 30,62 €
Ref. AG914	-	TPI 6/10 P 4,2/2,5mm	180 x 200 mm	BI	10-150 mm	3-150 mm	3-12 mm	Plastic pouch 2u.: 25,91 €
Ref. AG443	S1211H	TPI 10 P 2,5 mm	280 x 300 mm	BI	10-150 mm	3-150 mm	3-12 mm	Plastic pouch 5u.: 36,37 €
Ref. AG411	S1222VF	TPI 14/10 P 1,8/2,5 mm	280 x 300 mm	BI	2-250 mm	2-250 mm	3-12 mm	Plastic pouch 5u.: 44,65 €

FOOD INDUSTRY								
Ref. AG905	S1211K	TPI 3 P 8,5 mm	280 x 300 mm	INOX			3-250 mm	Plastic Pouch 2u.: 38,71 €

MULTI-PURPOSE CARBIDE RECIPROCATING SAW BLADES

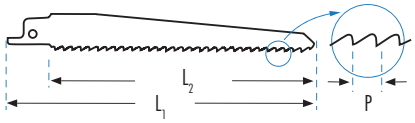

Shank Suitable for the following machines:

AEG - Bosch - Black & Decker - Metabo - Flex - Hitachi
Milwaukee - Rockwell - Makita - Skil - Dewalt



RECIPROCATING BLADES FOR WOOD AND METAL, SPECIAL FOR WINDOWS, WOOD WITH METAL FITTINGS, ETC.

High performance for intensive work in wood and metal, windows, wood with metal fittings, etc...

Ideal for applications in renovations and debris removal. It supports the possible rubbing with mortar, brick, and materials of the wall where the wood is housed.

Specific carbide teeth for wood and metal, cuts where conventional bimetal reciprocating saws must stop.

Ref. CELESA	Ref. BOSCH	TEETH PITCH	DIMENSIONS L2 x L1	QUALITY		APPLICATIONS		
WOOD AND METAL								
Ref. AG953	S 956 DHM	TPI 6 / 4,2 mm	130 x 150 mm	CARBIDE		<100 mm	<100 mm	Plastic pouch 1u.: 21,33 €
NEW Ref. AG960		TPI 5-7 / 3,6-5,1 mm	210 x 230 mm	CARBIDE		5-175 mm	5-175 mm	Plastic pouch 1u.: 36,62 €
Ref. AG954	S 1156 XHM	TPI 6 / 4,2 mm	210 x 230 mm	CARBIDE		5-175 mm	5-175 mm	Plastic pouch 1u.: 34,93 €
Ref. AG955	S 1256 XHM	TPI 6 / 4,2 mm	280 x 300 mm	CARBIDE		5-250 mm	5-250 mm	Plastic pouch 1u.: 44,93 €
NEW Ref. AG961		TPI 3 / 8 mm	210 x 230 mm	CARBIDE		5-200 mm	5-200 mm	Plastic pouch 1u.: 26,27 €
NEW Ref. AG962		TPI 3 / 8 mm	280 x 300 mm	CARBIDE		5-250 mm	5-250 mm	Plastic pouch 1u.: 31,22 €

FIXING PALLETS

NEW Ref. AG963 — TPI 8 / 3 mm — 180 x 200 mm — CARBIDE

Pack 1u.: 26,88 €

CARBIDE RECIPROCATING SAW BLADES

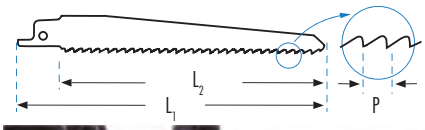

Shank Suitable for the following machines:

AEG - Bosch - Black & Decker - Metabo - Flex - Hitachi
Milwaukee - Rockwell - Makita - Skil - Dewalt



CARBIDE RECIPROCATING SAW BLADE FOR METAL.

High performance for intensive work on hard metals.
Perfect straight cuts in cast iron, high alloyed steels, high hardness steels and stainless steels.
Intensive use in cuts for any type of metal, specifically for renovators or those professionals who need to make precise cuts in sheet metal, thick sheet metal or very thick pipes.

Ref. CELESA	Ref. BOSCH	TEETH PITCH	DIMENSIONS L2 x L1	QUALITY			APPLICATIONS	
METAL								
Ref. AG950	S 955 CHM	TPI 8 / 3 mm	130 x 150 mm	CARBIDE	5-12 mm		INOX 5-12 mm	Plastic pouch 1u.: 22,57 €
Ref. AG951	S 1155 CHM	TPI 8 / 3 mm	210 x 230 mm	CARBIDE	5-12 mm		INOX 5-12 mm	Plastic pouch 1u.: 38,03 €
NEW Ref. AG958		TPI 10 / 2,54 mm	210 x 230 mm	CARBIDE	3-8 mm	DEMOLITION RESCUE	INOX 3-8 mm	Plastic pouch 1u.: 41,72 €
NEW Ref. AG967	S 1157 CHM	TPI 8 / 3 mm	205 x 225 mm	CARBIDE	5-12 mm	DEMOLITION RESCUE	INOX 5-12 mm	Plastic pouch 1u.: 38,03 €
Ref. AG952	S 1255 CHM	TPI 8 / 3 mm	280 x 300 mm	CARBIDE	5-12 mm		INOX 5-12 mm	Plastic pouch 1u.: 47,75 €
NEW Ref. AG959		TPI 10 / 2,54 mm	280 x 300 mm	CARBIDE	3-8 mm		INOX 3-8 mm	Plastic pouch 1u.: 55,50 €

CARBIDE RECIPROCATING SAW BLADES

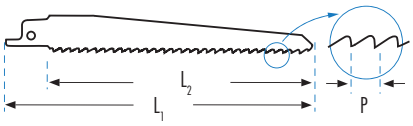

Shank Suitable for the following machines:

AEG - Bosch - Black & Decker - Metabo - Flex - Hitachi
Milwaukee - Rockwell - Makita - Skil - Dewalt

CARBIDE RECIPROCATING SAW BLADE FOR REINFORCED PLASTICS, CARBON FIBER, GLASS FIBER, FIBERCEMENT, PLASTER BOARD.

High performance for intensive work on all types of construction materials. Specific for renovations and finishing work.
Specific carbide teeth for all types of construction materials in finishing works and cuts where conventional bimetal reciprocating saw blades must stop.

Ref. CELESA	Ref. BOSCH	TEETH PITCH	DIMENSIONS L2 x L1	QUALITY			APPLICATIONS	
BUILDING MATERIALS								
Ref. GR28	S 641 HM	TPI 6 / 4,2 mm	130 x 150 mm	CARBIDE	<100 mm		PVC	Plastic pouch 1u.: 22,19 €
Ref. GR30	S1543HM	TPI 1,95 / 13 mm	150 x 225 mm	CARBIDE	3-12 mm		6-150 mm	Plastic pouch 1u.: 45,10 €
Ref. GR32	S1243HM	TPI 1,95 / 13 mm	250 x 325 mm	CARBIDE	3-12 mm		6-200 mm	Plastic pouch 1u.: 56,16 €
NEW Ref. GR34	S1243HM	TPI 2 / 13 mm	185 x 240 mm	CARBIDE	3-12 mm		6-200 mm	Plastic pouch 1u.: 45,10 €
Ref. AG956	S 1141 HM	TPI 3 / 8,5 mm	210 x 230 mm	CARBIDE	<175 mm		PVC	Plastic pouch 1u.: 26,27 €
Ref. AG957	S 1241 HM	TPI 3 / 8,5 mm	280 x 300 mm	CARBIDE	<250 mm		PVC	Plastic pouch 1u.: 31,22 €

BIMATERIAL HANDLE FOR RECIPROCATING SAW BLADE

AG100

- Compartment for storing reciprocating saw blades. Maximum 6 saws up to 150 mm (not included).
- Metal fastening piece for universal 1/2" clamping.
- Quick change through fastening lever.
- Perfect locking system, without looseness and great resistance.
- Excellent ergonomics, anti-slip bi-material handle.
- Hole for fall-protection cord.

21,36 €

BLUE-MASTER® by celesa

2026 PRICE LIST

GROSS PRICE 2025 + 7%

Effective from 4 May 2026

OSCILLATING SAW BLADES

STARLOCK

OSCILLATING SAW BLADES

STARLOCK FIT

BLADES MATERIAL:

HSS | HSSCo 8% | HCS | CARBIDE | DIAMOND | TiN

APPLICATIONS:





		QUALITY	DIMENSIONS L1 x L2					TEETH PITCH	
NEW FTKT5204		LONG Life CARBIDE TiN	32x32	★★★★★	★	★★★★	★★		METAL
FTKT5205 STARLOCK PLUS		LONG Life CARBIDE TiN	32x54	★★★★★	★	★★★★	★★		METAL
FTK5106		LONG Life HSSCo 8%	30x50	★★★★	★	★★			METAL
NEW FTK5120		HSS	Ø85	★★★★	★★	★	★★	1,35 mm	METAL
FTK5121		HSS	Ø85	★★★★	★★	★	★★		METAL
FTK5110		LONG Life HSSCo 8%	35x50		EXTRA ★★★★★				WOOD EXTRA
FTK5140		HCS	35x50		EXTRA ★★★★				WOOD EXTRA
FTK5117		LONG Life HSSCo 8%	65x50		EXTRA ★★★★★			1,81 mm	WOOD EXTRA
FTK5147		HCS	65x50		EXTRA ★★★★			EXTRA	WOOD EXTRA
NEW FTK5111		LONG Life HSSCo 8%	10x30	★★	★★★	★★★	★★		MULTI-PURPOSE
NEW FTK5109		LONG Life HSSCo 8%	20x34	★★	★★★	★★★	★★		MULTI-PURPOSE
NEW FTK5126		LONG Life HSSCo 8%	28x55	★★	★★★	★★★	★★		MULTI-PURPOSE
FTK5132		LONG Life HSSCo 8%	35x50	★★	★★★	★★★	★★	1,41 mm	MULTI-PURPOSE
FTK5108		HCS	35x50	★	★★	★	★		MULTI-PURPOSE
FTK5130		LONG Life HSSCo 8%	50x42	★★	★★★	★★★	★★		MULTI-PURPOSE

STARLOCK

OSCILLATING SAW BLADES

STARLOCK FIT

BLADES MATERIAL:

HSS | HSSCo 8% | HCS | CARBIDE | DIAMOND | TiN

APPLICATIONS:





		QUALITY	DIMENSIONS L1 x L2				PVC	TEETH PITCH	
FTK5129		LONG Life HSSCo 8%	65x50	★★	★★★	★★★	★★		MULTI-PURPOSE
FTK5113		HCS	65x50	★	★★	★	★		
NEW FTK5127		HIGH Precision HCS	Ø85		★★		★	1,41 mm	
FTK5302		LONG Life	Ø90	★★★★★	★★★★★	★★★★★	★★★★		CONSTRUCTION
FTK5201		LONG Life CARBIDE	Ø75	★★★★	★★★★	★★★★★	★★★★		
NEW FTK5202		LONG Life CARBIDE	80x80x80	★★★★	★★★★	★★★★★	★★★★		
FTK5204 STARLOCK PLUS		LONG Life CARBIDE	35x42	★★★★	★★★★	★★★★★	★★★★		

SCRAPERS

NEW FTK5001		HCS	52x37,5				FLEXIBLE
NEW FTK5002		HCS	52x37,5				RIGID
NEW FTK5003		HCS	70x30				

SANDING BACKER

FTK5402	

OSCILLATING SAW BLADES

Ref. CELESA	Ref. FEIN		QUALITY	DIMENSIONS L2 x L1	THICKNESS	TEETH PITCH	APPLICATIONS
SAW BLADES (METAL)							
NEW Ref. FTKT5204	63502 236 210	LONG Life	CARBIDE TiN	32 x 32 mm	1,3 mm	1,35 mm	PVC
Ref. FTKT5205 STARLOCK PLUS	63502 237 210	LONG Life	CARBIDE TiN	32 x 54 mm	1,3 mm	1,35 mm	PVC
Ref. FTK5106	63502 157 210	LONG Life	HSSCo 8%	30 x 50 mm	1,3 mm	1,35 mm	PVC
NEW Ref. FTK5120	63502 097 210		HSS	Ø 85 mm	0,7 mm	1,35 mm	PVC
Ref. FTK5121	63502 106 210		HSS	Ø 85 mm	0,7 mm	1,35 mm	PVC
SAW BLADES (WOOD)							
Ref. FTK5110	63502 205 210	LONG Life	HSSCo 8%	35 x 50 mm	1,15 mm	1,81 mm	EXTRA PVC
Ref. FTK5140	63502 126 210		HCS	35 x 50 mm	1,15 mm	1,81 mm	EXTRA PVC
Ref. FTK5117	63502 229 210	LONG Life	HSSCo 8%	65 x 50 mm	1,15 mm	1,81 mm	EXTRA PVC
Ref. FTK5147	63502 230 210		HCS	65 x 50 mm	1,15 mm	1,81 mm	EXTRA PVC

Blister 1 u.: **41,55 €**	
Blister 1 u.: **44,41 €**	
Blister 1 u.: **19,99 €**	
Blister 1 u.: **31,82 €**	
Blister 1 u.: **32,94 €**	
Blister 1 u.: **20,17 €**	
Blister 1 u.: **18,45 €**	
Blister 1 u.: **25,86 €**	
Blister 1 u.: **23,20 €**	

OSCILLATING SAW BLADES

Ref. CELESA	Ref. FEIN		QUALITY	DIMENSIONS L2 x L1	THICKNESS	TEETH PITCH	APPLICATIONS
SAW BLADES (MULTI-PURPOSE)							
NEW Ref. FTK5111 Blister 1 u.: 17,23 €	63502 184 210	LONG Life	HSSCo 8%	10 x 30 mm	1,05 mm	1,41 mm	
NEW Ref. FTK5109 Blister 1 u.: 18,60 €	63502 183 210	LONG Life	HSSCo 8%	20 x 34 mm	1,05 mm	1,41 mm	
NEW Ref. FTK5126 Blister 1 u.: 21,21 €	63502 222 210	LONG Life	HSSCo 8%	28 x 55 mm	1,05 mm	1,41 mm	
Ref. FTK5132 Blister 1 u.: 20,35 €	63502 160 210	LONG Life	HSSCo 8%	35 x 50 mm	1,05 mm	1,41 mm	
Ref. FTK5108 Blister 1 u.: 15,51 €	63502 133 210		HCS	35 x 50 mm	1,05 mm	1,41 mm	PVC
Ref. FTK5130 Blister 1 u.: 24,73 €	63502 221 210	LONG Life	HSSCo 8%	50 x 50 mm	1,05 mm	1,41 mm	
Ref. FTK5129 Blister 1 u.: 25,34 €	63502 228 210	LONG Life	HSSCo 8%	65 x 50 mm	1,05 mm	1,41 mm	
Ref. FTK5113 Blister 1 u.: 21,70 €	63502 225 210	CURVED CUT	HCS	65 x 50 mm	1,05 mm	1,41 mm	PVC
NEW Ref. FTK5127 Blister 1 u.: 34,62 €	63502 113 210	 HIGH Precision	HCS	Ø 85 mm	0,8 mm	1,41 mm	PVC

OSCILLATING SAW BLADES

Ref. CELESA	Ref. FEIN	QUALITY	DIMENSIONS L2 x L1	THICKNESS	TEETH PITCH	APPLICATIONS
CONSTRUCTION						
Ref. FTK5302	63502 166 210	LONG Life		2,2 mm	Ø 90 mm	
Blister 1 u.: **86,58 €**						
Ref. FTK5201	63502 118 210	LONG Life CARBIDE		2,2 mm	Ø 75 mm	
Blister 1 u.: **39,45 €**						
NEW Ref. FTK5202	63731 001 210	LONG Life CARBIDE		2,2 mm	80 x 80 x 80 mm	
Blister 1 u.: **39,24 €**						
Ref. FTK5204 STARLOCK PLUS	63502 191 210	LONG Life CARBIDE		1,5 mm	35 x 42 mm	
Blister 1 u.: **45,66 €**						
SCRAPERS						
NEW Ref. FTK5001	63903 165 210	HCS	52 x 37,5mm	0,40 mm	FLEXIBLE	
Blister 1 u.: **15,11 €**						
NEW Ref. FTK5002	63903 226 210	HCS	52 x 37,5mm	0,80 mm	RIGID	
Blister 1 u.: **15,86 €**						
NEW Ref. FTK5003	63903 245 230	HCS	70 x 30mm	0,40 mm		
Blister 1 u.: **16,28 €**						
SANDING BACKER						
NEW Ref. FTK5402	63806 136 220	80x80x80mm				
Blister 1 u.: **17,34 €**						
SAND PAPERS						
Ref. FM5501 GRAIN: 60		Al_2O_3	80x80x80mm	60 Grano/Grain Grão/Grana		
Ref. FM5502 80				80 Grano/Grain Grão/Grana		
Ref. FM5503 120				120 Grano/Grain Grão/Grana		
Ref. FM5504 240				240 Grano/Grain Grão/Grana		PVC
Blister 5 u.: **5,83 €**						
Ref. FM5520 GRAIN: 60	Ref. FM5522 GRAIN: 120	80x80x80mm	60 Grano/Grain Grão/Grana	80 Grano/Grain Grão/Grana	120 Grano/Grain Grão/Grana	240 Grano/Grain Grão/Grana
Ref. FM5521 80	Ref. FM5523 240					
Blister 5 u.: **6,40 €**						

OSCILLATING SAW BLADES IN QUADROPACK

STARLOCK

REFERENCE	FTK5106-12	50x50x114
QUALITY / DIMENSIONS APPLICATIONS	HSSCo 8% · 30 x 50 mm · 1,35 mm · PVC	
SAW Ref. x UNIT	FTK5106 (x12)	
PRICE €	227,82	

REFERENCE	FTK5110-12	50x50x114
QUALITY / DIMENSIONS APPLICATIONS	HSSCo 8% · 35 x 50 mm · 1,81 mm · EXTRA · PVC	
SAW Ref. x UNIT	FTK5110 (x12)	
PRICE €	229,87	

REFERENCE	FTK5140-12	50x50x114
QUALITY / DIMENSIONS APPLICATIONS	HCS · 35 x 50 mm · 1,81 mm · EXTRA · PVC	
SAW Ref. x UNIT	FTK5140 (x12)	
PRICE €	210,28	

REFERENCE	FTK5117-15	71x71x114
QUALITY / DIMENSIONS APPLICATIONS	HCS · 65 x 50 mm · 1,81 mm · EXTRA · PVC	
SAW Ref. x UNIT	FTK5117 (x15)	
PRICE €	368,46	

REFERENCE	FTK5147-15	71x71x114
QUALITY / DIMENSIONS APPLICATIONS	HSSCo 8% · 65 x 50 mm · 1,81 mm · EXTRA · PVC	
SAW Ref. x UNIT	FTK5147 (x15)	
PRICE €	330,55	

REFERENCE	FTK5132-12 LONG Life	50x50x114
QUALITY / DIMENSIONS APPLICATIONS	HSSCo 8% · 35 x 50 mm · 1,41 mm	
SAW Ref. x UNIT	FTK5132 (x12)	
PRICE €	231,91	

REFERENCE	FTK5108-12	50x50x114
QUALITY / DIMENSIONS APPLICATIONS	HCS · 35 x 50 mm · 1,41 mm · PVC	
SAW Ref. x UNIT	FTK5108 (x12)	
PRICE €	176,82	

NEW

REFERENCE	FTK5130-15 LONG Life	71x71x114
QUALITY / DIMENSIONS APPLICATIONS	HSSCo 8% · 50 x 50 mm · 1,41 mm	
SAW Ref. x UNIT	FTK5130 (x15)	
PRICE €	352,34	

REFERENCE	FTK5129-15 LONG Life	71x71x114
QUALITY / DIMENSIONS APPLICATIONS	HSSCo 8% · 65 x 50 mm · 1,41 mm	
SAW Ref. x UNIT	FTK5129 (x15)	
PRICE €	361,12	

REFERENCE	FTK5113-15 CURVED CUT	71x71x114
QUALITY / DIMENSIONS APPLICATIONS	HCS · 65 x 50 mm · 1,41 mm · PVC	
SAW Ref. x UNIT	FTK5113 (x15)	
PRICE €	309,15	

BLUE-MASTER by celesa

OSCILLATING SAW BLADES

BLUEMASTER 100% UNIVERSAL FIT

BLADES MATERIAL:

HSS | HSSCo 8% | TiN | HCS | INOX | CARBIDE

APPLICATIONS:

	L1 x L2	QUALITY	DIMENSIONS L1 x L2			PVC	TEETH PITCH	
FM5106		HSSCo 8%	34x40	★★★★	★	★	1,25 mm	METAL
FM5112		HSSCo 8%	44x42	★★★★	★	★		
FMT5112		HSSCo 8% TiN	44x42	★★★★	★	★		
FM5116		HSS	28x54	★★★	★	★		
FM5115		HSS	10x24	★★★	★	★		
FM5114		HSS	20x24	★★★	★	★		
FM5124		HSS	Ø80	★★★	★	★		
FM5119		HSS	Ø80	★★★	★	★		
FM5122		HSS	Ø88	★★★	★	★		
FM5123		HSS	Ø88	★★★	★	★		
FM5120		HSS	Ø80	★★★	★	★		
FM5125		HSS	Ø100	★★★	★	★		
FM5129		HSSCo 8%	34x40		★★★★★		 1,81 mm	WOOD
FM5130		HSSCo 8%	44x50		★★★★★			
FM5110		HCS	34x40		★★★			
FM5117		HCS	68x42		★★★			
FM5107		HCS	34x40	★	★★★	★★	1,41 mm	MULTI-PURPOSE
FM5108		HCS	34x40	★	★★★	★★		
FM5113		HCS	68x42	★	★★★	★★		
FM5126		HCS	34x60	★	★★★	★★		

BLUE-MASTER by celesa

OSCILLATING SAW BLADES

BLUEMASTER 100% UNIVERSAL FIT

BLADES MATERIAL:

HSS | HSSCo 8% | TiN | HCS | INOX | CARBIDE

APPLICATIONS:

	L1 / L2	QUALITY	DIMENSIONS L1 x L2			PVC	TEETH PITCH	
FM5109		HCS	20x40	★	★★★	★★		MULTI-PURPOSE
FM5111		HCS	10x40	★	★★★	★★		
FM5128		HCS	19x39	★	★★★	★★		
FM5104		INOX	20x40		★★★	★★		
FM5102		INOX	31x40		★★★	★★		
FM5101		INOX	32x40		★★★	★★	1,41 mm	
FM5103		INOX	10x40		★★★	★★		
FM5121		HCS	Ø88	★	★★★	★★		
FM5118		HCS	Ø91	★	★★★	★★		
FM5201		CARBIDE	Ø63,5	★★★★	★★★★	★★★★		CONSTRUCTION
FM5204		CARBIDE	34x40	★★★★	★★★★	★★★★		
FM5202		CARBIDE	78x78x78	★★★★	★★★★	★★★★		
FM5203		CARBIDE	35x40	★★★★	★★★★	★★★★		
FM5303			58x20	★★★★★	★★★★★	★★★★★		
FM5302			Ø91	★★★★★	★★★★★	★★★★★		
FM5301			Ø63,5	★★★★★	★★★★★	★★★★★		

SANDING BACKER

FM54

SAND PAPERS

FM55

SCRAPERS

FM50

OSCILLATING SAW BLADES

Ref. CELESA		QUALITY	DIMENSIONS L2 x L1	THICKNESS	TEETH PITCH	APPLICATIONS
SAW BLADES (METAL)						
Ref. FM5106 Blister 1 u.: **13,31 €**		HSSCo 8%	34 x 40 mm	0,95 mm	1,35 mm	PVC
Ref. FM5112 Blister 1 u.: **14,74 €**		HSSCo 8%	44 x 42 mm	0,95 mm	1,35 mm	PVC
Ref. FMT5112 Blister 1 u.: **19,86 €**		HSSCo 8% TiN	44 x 42 mm	0,95 mm	1,35 mm	
Ref. FM5116 Blister 1 u.: **15,83 €**		HSS	28 x 54 mm	0,80 mm	1,35 mm	PVC
Ref. FM5115 Blister 1 u.: **15,58 €***		HSS	10 x 24 mm	0,80 mm	1,35 mm	PVC
* Till end of stock						
Ref. FM5114 Blister 1 u.: **15,70 €***		HSS	20 x 24 mm	0,80 mm	1,35 mm	PVC
* Till end of stock						
Ref. FM5124 Blister 1 u.: **24,79 €**		HSS	Ø 80 mm	0,80 mm	1,35 mm	PVC
Ref. FM5119 Blister 1 u.: **24,67 €***		HSS	Ø 80 mm	0,60 mm	1,35 mm	PVC
* Till end of stock						
Ref. FM5122 Blister 1 u.: **25,80 €**		HSS	Ø 88 mm	1,00 mm	1,35 mm	PVC
Ref. FM5123 Blister 1 u.: **25,30 €***		HSS	Ø 88 mm	0,80 mm	1,35 mm	PVC
* Till end of stock						
Ref. FM5120 Blister 1 u.: **27,18 €**		HSS	Ø 80 mm	0,80 mm	1,35 mm	PVC
Ref. FM5125 Blister 1 u.: **28,31 €**		HSS	Ø 100 mm	0,80 mm	1,35 mm	PVC

OSCILLATING SAW BLADES

Ref. CELESA		QUALITY	DIMENSIONS L2 x L1	THICKNESS	TEETH PITCH	APPLICATIONS
SAW BLADES (WOOD)						
Ref. FM5129 Blister 1 u.: **13,31 €**		HSSCo 8%	34 x 40 mm	0,60 mm	1,81 mm	PVC
Ref. FM5130 Blister 1 u.: **14,74 €**		HSSCo 8%	44 x 50 mm	0,60 mm	1,81 mm	PVC
Ref. FM5110 Blister 1 u.: **11,69 €**		HCS	34 x 40 mm	0,60 mm	1,81 mm	PVC
Ref. FM5117 Blister 1 u.: **14,89 €**		HCS	68 x 42 mm	0,60 mm	1,81 mm	PVC
SAW BLADES (MULTI-PURPOSE)						
Ref. FM5107 Blister 1 u.: **11,69 €**		HCS	34 x 40 mm	0,60 mm	1,41 mm	PVC
Ref. FM5108 Blister 1 u.: **11,69 €**		HCS	34 x 40 mm	0,60 mm	1,35 mm	PVC
Ref. FM5113 Blister 1 u.: **14,29 €** *		HCS	68 x 42 mm	0,60 mm	1,41 mm	PVC
Ref. FM5126 Blister 1 u.: **12,69 €**		HCS	34 x 60 mm	0,60 mm	1,41 mm	PVC
Ref. FM5109 Blister 1 u.: **11,69 €**		HCS	20 x 40 mm	0,60 mm	1,41 mm	PVC
Ref. FM5111 Blister 1 u.: **11,46 €**		HCS	10 x 40 mm	0,60 mm	1,41 mm	PVC
Ref. FM5128 Blister 1 u.: **14,83 €***		HCS	19 x 39 mm	0,60 mm	1,41 mm	PVC

* Till end of stock

* Till end of stock

OSCILLATING SAW BLADES

Ref. CELESA		QUALITY	DIMENSIONS L2 x L1	THICKNESS	TEETH PITCH	APPLICATIONS		
SAW BLADES (MULTI-PURPOSE)								
Ref. FM5104		INOX	20 x 40 mm	0,55 mm	1,41 mm		PVC	CLEAN CUT
Blister 1 u.: 14,02 €								
Ref. FM5102		INOX	31 x 40 mm	0,55 mm	1,35 mm		PVC	CLEAN CUT
Blister 1 u.: 14,83 €								
Ref. FM5101		INOX	32 x 40 mm	0,60 mm	1,41 mm		PVC	CLEAN CUT
Blister 1 u.: 14,83 €								
Ref. FM5103		INOX	10 x 40 mm	0,55 mm	1,41 mm		PVC	CLEAN CUT
Blister 1 u.: 14,02 €								
Ref. FM5121		HCS	Ø 88 mm	0,60 mm	1,41 mm		PVC	
Blister 1 u.: 20,27 €								
Ref. FM5118		HCS	Ø 91 mm	0,60 mm	1,41 mm		PVC	
Blister 1 u.: 21,80 €								

* Till end of stock

ABRASIVE SAW BLADES FOR CONSTRUCTION								
Ref. FM5201		CARBIDE	Ø 63,5 mm		60 - 80 Grano/Grain Grão/Grana			
Blister 1 u.: 34,43 €*								
Ref. FM5204		CARBIDE	34 x 40 mm		30 - 40 Grano/Grain Grão/Grana			
Blister 1 u.: 26,33 €								
Ref. FM5202		CARBIDE	78x78x78mm		30 - 40 Grano/Grain Grão/Grana			
Blister 1 u.: 31,13 €								
Ref. FM5203		CARBIDE	35 x 40mm		30 - 40 Grano/Grain Grão/Grana			
Blister 1 u.: 24,17 €								
Ref. FM5303			58 x 20 mm		40 - 45 Grano/Grain Grão/Grana			
Blister 1 u.: 41,05 €								
Ref. FM5302			Ø 91 mm		40 - 45 Grano/Grain Grão/Grana			
Blister 1 u.: 39,68 €								
Ref. FM5301			Ø 63,5 mm		40 - 45 Grano/Grain Grão/Grana			
Blister 1 u.: 41,12 €								

OSCILLATING SAW BLADES

Ref. CELESA	MATERIAL	DIMENSIONS L2 x L1	GRAIN	APPLICATIONS
SANDING BACKER				
Ref. FM5401  Blister 1 u.: **23,29 €**	Al_2O_3	55x40x55mm	60/120/240 Grano/Grain Grão/ Grana	PVC 3 Sand papers included Ref.: FM5509/ FM5511/ FM5512
SAND PAPERS				
GRAIN: Ref. FM5509 60 Ref. FM5510 80 Ref. FM5511 120 Ref. FM5512 240 Blister 5 u.: **5,83 €**	Al_2O_3	80x80x80mm	60 Grano/Grain Grão/Grana 80 Grano/Grain Grão/Grana 120 Grano/Grain Grão/Grana 240 Grano/Grain Grão/Grana	PVC
SANDING BACKER				
Ref. FM5402 Blister 1 u.: **19,28 €**		80x80x80mm		PVC
SAND PAPERS				
GRAIN: Ref. FM5501 60 Ref. FM5502 80 Ref. FM5503 120 Ref. FM5504 240 Blister 5 u.: **5,83 €** 	Al_2O_3	80x80x80mm	60 Grano/Grain Grão/Grana 80 Grano/Grain Grão/Grana 120 Grano/Grain Grão/Grana 240 Grano/Grain Grão/Grana	PVC
GRAIN: Ref. FM5520 60 Ref. FM5521 80 Ref. FM5522 120 Ref. FM5523 240 Blister 5 u.: **6,40 €**		80x80x80mm	60 Grano/Grain Grão/Grana 80 Grano/Grain Grão/Grana 120 Grano/Grain Grão/Grana 240 Grano/Grain Grão/Grana	

OSCILLATING SAW BLADES

Ref. CELESA	QUALITY	DIMENSIONS L2 x L1	THICKNESS	APPLICATIONS
SCRAPERS				
Ref. FM5003 — Blister 1 u.: **8,91 €***	INOX	52 x 29 mm	0,80 mm	
Ref. FM5002 — Blister 1 u.: **8,91 €**	INOX	52 x 29 mm	0,80 mm	
Ref. FM5005 — Blister 1 u.: **8,91 €**	INOX	30 x 50 mm	1,00 mm	
Ref. FM5001 — Blister 1 u.: **8,91 €**	INOX	52 x 40 mm	0,80 mm	
Ref. FM5006 — Blister 1 u.: **10,05 €**	INOX	28 x 50 mm		
Ref. FM5004 — Blister 1 u.: **8,91 €***	INOX	52 x 29 mm	0,80 mm	

* Till end of stock

OSCILLATING SAW BLADES IN QUADROPACK

BLUEMASTER 100% UNIVERSAL FIT

REFERENCE	FM5106-12	FM5112-15	FMT5112-15
	41x41x90	52x52x100	52x52x100
QUALITY / DIMENSIONS APPLICATIONS	HSSCo 8% — 34 x 40 mm — 1,35 mm — PVC	HSSCo 8% — 44 x 42 mm — 1,35 mm — PVC	HSSCo 8% — TiN — 44 x 42 mm — 1,35 mm
SAW Ref. x UNIT	FM5106 (x12)	FM5112 (x15)	FMT5112 (x15)
PRICE €	**151,75**	**210,15**	**283,10**

REFERENCE	FM5110-12	FM5117-15	FM5108-12
	41x41x90	71x71x114	41x41x90
QUALITY / DIMENSIONS APPLICATIONS	HCS — 34 x 40 mm — 1,81 mm — PVC	HCS — 68 x 42 mm — 1,81 mm — PVC	HCS — 34 x 40 mm — 1,35 mm — PVC
SAW Ref. x UNIT	FM5110 (x12)	FM5117 (x15)	FM5108 (x12)
PRICE €	**133,23**	**212,21**	**133,23**

QUICK CHANGE

OSCILLATING SAW BLADES

QUICK CHANGE FIT

BLADES MATERIAL:

HSS | HSSCo 8% | TiN | HCS | INOX

APPLICATIONS:

		QUALITY	DIMENSIONS L1 x L2			PVC	TEETH PITCH	
QC5106		HSSCo 8%	34x40	★★★★	★	★		METAL
QC5112		HSSCo 8%	44X42	★★★★	★	★		
QCT5112		HSSCo 8% TiN	44X42	★★★★★	★	★		
QC5116		HSS	28x54	★★★	★	★	1,35 mm	
QC5124		HSS	Ø80	★★★	★	★		
QC5110		HCS	34x40		★★★★			WOOD
QC5117		HCS	68x42		★★★★			
QC5130		HSSCo 8%	44x50		★★★★★		1,81 mm	
QC5107		HCS	34x40	★	★★★	★★		MULTI-PURPOSE
QC5108		HCS	34x40	★	★★★	★★		
QC5113		HCS	68x42	★	★★★	★★		
QC5126		HCS	34x60	★	★★★	★★	1,35 mm	
QC5109		HCS	20x40	★	★★★	★★	1,41 mm	
QC5121		HCS	Ø88	★	★★★	★★		

SCRAPERS

QC5002		INOX	52x29			

OSCILLATING SAW BLADES

Ref. CELESA		QUALITY	DIMENSIONS L2 x L1	THICKNESS	TEETH PITCH	APPLICATIONS
SAW BLADES (METAL)						
Ref. QC5106 Blister 1 u.: **13,31 €**		HSSCo 8%	34 x 40 mm	0,95 mm	1,35 mm	PVC
Ref. QC5112 Blister 1 u.: **14,74 €**		HSSCo 8%	44 x 42 mm	0,95 mm	1,35 mm	PVC
Ref. QCT5112 Blister 1 u.: **19,86 €**		HSSCo 8% TiN	44 x 42 mm	0,95 mm	1,35 mm	
Ref. QC5116 Blister 1 u.: **15,83 €**		HSS	28 x 54 mm	0,80 mm	1,35 mm	PVC
Ref. QC5124 Blister 1 u.: **24,79 €**		HSS	Ø 80 mm	0,80 mm	1,35 mm	PVC
SAW BLADES (WOOD)						
Ref. QC5110 Blister 1 u.: **11,69 €**		HCS	34 x 40 mm	0,60 mm	1,81 mm	PVC
Ref. QC5117 Blister 1 u.: **14,89 €**		HCS	68 x 42 mm	0,60 mm	1,81 mm	PVC
Ref. QC5130 Blister 1 u.: **14,74 €**		HSSCo 8%	44 x 50 mm	0,60 mm	1,81 mm	PVC
SAW BLADES (MULTI-PURPOSE)						
Ref. QC5107 Blister 1 u.: **11,69 €**		HCS	34 x 40 mm	0,60 mm	1,41 mm	PVC
Ref. QC5108 Blister 1 u.: **11,69 €**		HCS	34 x 40 mm	0,60 mm	1,35 mm	PVC
Ref. QC5113 Blister 1 u.: **14,29 €**		HCS	68 x 42 mm	0,60 mm	1,41 mm	PVC

OSCILLATING SAW BLADES

Ref. CELESA		QUALITY	DIMENSIONS L2 x L1	THICKNESS	TEETH PITCH	APPLICATIONS
SAW BLADES (MULTI-PURPOSE)						
Ref. QC5126 Blister 1 u.: **12,69 €**		HCS	34 x 60 mm	0,60 mm	1,41 mm	PVC
Ref. QC5109 Blister 1 u.: **11,69 €**		HCS	20 x 40 mm	0,60 mm	1,41 mm	PVC
Ref. QC5121 Blister 1 u.: **20,27 €**		HCS	Ø 88 mm	0,60 mm	1,41 mm	PVC
SCRAPERS						
Ref. QC5002 Blister 1 u.: **8,91 €**		INOX	52 x 29 mm	0,80 mm		

SUPER CUT

OSCILLATING SAW BLADES

SUPER CUT FIT

BLADES MATERIAL:

HSS | HSSCo 8% | TiN | HCS | INOX

APPLICATIONS:

		QUALITY	DIMENSIONS L1 x L2				TEETH PITCH	
SP5106		HSSCo 8%	34x40	★★★★	★	★	1,35 mm	METAL
SP5112		HSSCo 8%	44X42	★★★★	★	★		
SPT5112		HSSCo 8% TiN	44X42	★★★★★	★	★		
SP5116		HSS	28x54	★★★	★	★		
SP5124		HSS	Ø80	★★★	★	★		
SP5125		HSS	Ø100	★★★	★	★		
SP5110		HCS	34x40		★★★		1,81 mm	WOOD
SP5117		HCS	68x42		★★★			
SP5127		HCS	75x50		★★★			
SP5107		HCS	34x40	★	★★★	★★	1,35 mm 1,41 mm	MULTI-PURPOSE
SP5108		HCS	34x40	★	★★★	★★		
SP5113		HCS	68x42	★	★★★	★★		
SP5109		HCS	20x40	★	★★★	★★		
SP5121		HCS	Ø88	★	★★★	★★		

SCRAPERS

SP5002		INOX	52x29			

OSCILLATING SAW BLADES

Ref. CELESA		QUALITY	DIMENSIONS L2 x L1	THICKNESS	TEETH PITCH	APPLICATIONS
SAW BLADES (METAL)						
Ref. SP5106 Blister 1 u.: **13,31 €**		HSSCo 8%	34 x 40 mm	0,95 mm	1,35 mm	PVC
Ref. SP5112 Blister 1 u.: **14,74 €**		HSSCo 8%	44 x 42 mm	0,95 mm	1,35 mm	PVC
Ref. SPT5112 Blister 1 u.: **19,86 €**		HSSCo 8% TiN	44 x 42 mm	0,95 mm	1,35 mm	
Ref. SP5116 Blister 1 u.: **15,83 €**		HSS	28 x 54 mm	0,80 mm	1,35 mm	PVC
Ref. SP5124 Blister 1 u.: **24,79 €**		HSS	Ø 80 mm	0,80 mm	1,35 mm	PVC
Ref. SP5125 Blister 1 u.: **28,31 €**		HSS	Ø 100 mm	0,80 mm	1,35 mm	PVC
SAW BLADES (WOOD)						
Ref. SP5110 Blister 1 u.: **11,69 €**		HCS	34 x 40 mm	0,60 mm	1,81 mm	PVC
Ref. SP5117 Blister 1 u.: **14,89 €**		HCS	68 x 42 mm	0,60 mm	1,81 mm	PVC
Ref. SP5127 Blister 1 u.: **18,17 €**		HCS	75 x 50 mm	0,60 mm	1,81 mm	PVC
SAW BLADES (MULTI-PURPOSE)						
Ref. SP5107 Blister 1 u.: **11,69 €**		HCS	34 x 40 mm	0,60 mm	1,41 mm	PVC
Ref. SP5108 Blister 1 u.: **11,69 €**		HCS	34 x 40 mm	0,60 mm	1,35 mm	PVC
Ref. SP5113 Blister 1 u.: **14,29€**		HCS	68 x 42 mm	0,60 mm	1,41 mm	PVC

OSCILLATING SAW BLADES

Ref. CELESA		QUALITY	DIMENSIONS L2 x L1	THICKNESS	TEETH PITCH	APPLICATIONS
SAW BLADES (MULTI-PURPOSE)						
Ref. SP5109 Blister 1 u.: **11,69€**		HCS	20 x 40 mm	0,60 mm	1,41 mm	PVC
Ref. SP5121 Blister 1 u.: **20,27 €**		HCS	Ø 88 mm	0,60 mm	1,41 mm	PVC
SCRAPERS						
Ref. SP5002 Blister 1 u.: **8,91 €**		INOX	52 x 29 mm	0,80 mm		

OSCILLATING SAW BLADES IN QUADROPACK

SUPER CUT FIT

	12 pack	15 pack	15 pack
REFERENCE	SP5106-12	SP5112-15	SPT5112-15
	41x41x90	52x52x100	52x52x100
QUALITY / DIMENSIONS APPLICATIONS	HSSCo 8% · 34 x 40 mm · 1,35 mm · PVC	HSSCo 8% · 44 x 42 mm · 1,35 mm · PVC	HSSCo 8% · TiN · 44 x 42 mm · 1,35 mm
SAW Ref. x UNIT	SP5106 (x12)	SP5112 (x15)	SPT5112 (x15)
PRICE €	**151,75**	**210,15**	**283,10**

	12 pack	15 pack	12 pack
REFERENCE	SP5110-12	SP5117-15	SP5108-12
	41x41x90	71x71x114	41x41x90
QUALITY / DIMENSIONS APPLICATIONS	HCS · 34 x 40 mm · 1,81 mm · PVC	HCS · 68 x 42 mm · 1,81 mm · PVC	HCS · 34 x 40 mm · 1,35 mm · PVC
SAW Ref. x UNIT	SP5110 (x12)	SP5117 (x15)	SP5108 (x12)
PRICE €	**133,23**	**212,21**	**133,23**

BLUE-MASTER® by celesa

2026 PRICE LIST

GROSS PRICE 2025 + 7%

Effective from 4 May 2026

WOOD WORKING DRILL BITS

CV BRAD POINTED WOOD WORKING DRILLS

Ref. BM

CV

Standard series

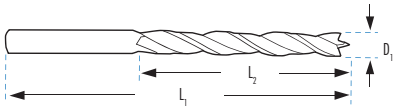

				LONG SERIES 300 mm			EXTRA LONG SERIES 450 mm		
D1 mm		L1x L2 mm	€		L1x L2 mm	€		L1x L2 mm	€
3,0	BM03	59 x 35	1,24						
4,0	BM04	74 x 41	1,38						
5,0	BM05	82 x 55	1,49	BM05X300	300x160	5,47			
6,0	BM06	88 x 58	1,86	BM06X300	300x160	5,07			
7,0	BM07	110 x 70	2,05	BM07X300	300x160	6,24			
8,0	BM08	110 x 70	2,55	BM08X300	300x160	5,78	BM08X450	450x250	12,75
9,0	BM09	110 x 70	2,99	BM09X300	300x160	7,27	BM09X450	450x250	14,41
10,0	BM10	115 x 75	3,17	BM10X300	300x160	7,43	BM10X450	450x250	15,87
11,0	BM11	135 x 85	3,96	BM11X300	300x160	8,94	BM11X450	450x250	17,28
12,0	BM12	135 x 85	4,32	BM12X300	300x160	8,99	BM12X450	450x250	19,78
13,0	BM13*	135 x 90	4,57	BM13X300*	300x160	11,19	BM13X450*	450x250	22,20
14,0	BM14*	145 x 95	5,00	BM14X300*	300x160	12,35	BM14X450*	450x250	24,64
15,0	BM15*	160 x 95	5,90	BM15X300*	300x160	13,46			
16,0	BM16*	160 x 95	6,90	BM16X300*	300x160	16,02	BM16X450*	450x250	26,06
18,0	BM18*	160 x 100	11,08	BM18X300*	300x160	20,09	BM18X450*	450x250	31,79
20,0	BM20*	175 x 100	13,70	BM20X300*	300x160	22,37	BM20X450*	450x250	35,15
22,0	BM22*	209 x 140	18,55						

* 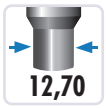

From Ø 13 mm all the drills have reduced shank

REFERENCE	BM9334	BM9335	BM9333
QUANTITY	5	5	8
QUALITY	STANDARD SERIES	STANDARD SERIES	STANDARD SERIES
CONTENT	Ø 4 - 5 - 6 - 8 - 10 mm	Ø 3 - 4 - 5 - 6 - 8 mm	Ø 3 - 4 - 5 - 6 - 7 - 8 - 9 - 10 mm
PRICE €	12,67	11,58	20,90

HSS BRAD POINTED PROFESSIONAL WOOD WORKING DRILLS

Ref. **BMPR**

HSS

Professional series

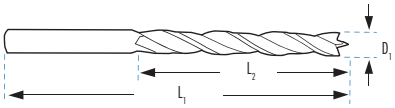

				LONG SERIES 245 mm			EXTRA LONG SERIES 400 mm		
D1 mm		L1x L2 mm	€		L1x L2 mm	€		L1x L2 mm	€
3,0	BMPR03	59 x 35	**2,11**						
4,0	BMPR04	74 x 41	**2,28**						
5,0	BMPR05	82 x 55	**2,63**						
6,0	BMPR06	88 x 58	**3,48**	BMPR06X245	245x160	**11,92**	BMPR06X400	400x160	**28,12**
7,0	BMPR07	110 x 70	**4,03**						
8,0	BMPR08	110 x 70	**4,77**	BMPR08X245	245x160	**14,88**	BMPR08X400	400x160	**28,12**
9,0	BMPR09	110 x 70	**5,76**						
10,0	BMPR10	115 x 75	**6,25**	BMPR10X245	245x160	**17,85**	BMPR10X400	400x160	**33,60**
11,0	BMPR11	135 x 85	**7,39**						
12,0	BMPR12	135 x 85	**8,14**	BMPR12X245	245x200	**23,76**	BMPR12X400	400x250	**39,42**
13,0	BMPR13*	135 x 90	**8,70**						
14,0	BMPR14*	145 x 95	**9,53**	BMPR14X245*	245x200	**32,57**	BMPR14X400*	400x250	**53,28**
15,0	BMPR15*	160 x 95	**11,76**						
16,0	BMPR16*	165 x 95	**13,98**	BMPR16X245*	245x200	**43,44**	BMPR16X400*	400x250	**67,48**
18,0	BMPR18*	160 x 100	**19,22**	BMPR18X245*	245x200	**46,53**	BMPR18X400*	400x250	**88,82**
20,0	BMPR20*	175 x 100	**25,49**						

* 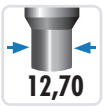

From Ø 13 mm all the drills have reduced shank

REFERENCE	**BMPR9334**	**BMPR9335**	**BMPR9336**	**BMPR9333**
QUANTITY	5	5	7	8
QUALITY	PROFESSIONAL SERIES	PROFESSIONAL SERIES	PROFESSIONAL SERIES	PROFESSIONAL SERIES
CONTENT	Ø 4 - 5 - 6 - 8 - 10 mm	Ø 3 - 4 - 5 - 6 - 8 mm	Ø 3 -4 -5 -6 -7 -8 -10 mm	Ø 3 -4 -5 -6 -7 -8 -9 -10 mm
PRICE €	**22,77**	**21,14**	**32,16***	**36,31**

* Till end of stock

CV AUGER BITS HEXAGONAL SHANK

Ref. BM"S"

CV

Ø 6 - Straight shank
Ø > 6 - Hexagonal shank

S Type

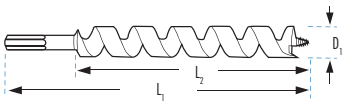

	230 mm			LONG SERIES 460 mm			EXTRA LONG SERIES 650 mm		
D1 mm		L1x L2 mm	€		L1x L2 mm	€		L1x L2 mm	€
6,0	BM06X230	230x160	**19,25**	BM06X460	460x370	**26,27**	BM06X650	650x550	**33,75**
8,0	BM08X230	230x160	**20,30**	BM08X460	460x370	**24,81**	BM08X650	650x550	**35,16**
10,0	BM10X230	230x160	**20,70**	BM10X460	460x370	**26,99**	BM10X650	650x550	**41,61**
12,0	BM12X230	230x160	**22,58**	BM12X460	460x370	**29,26**	BM12X650	650x550	**41,94**
14,0	BM14X230	230x160	**23,56**	BM14X460	460x370	**35,78**	BM14X650	650x550	**60,18**
15,0	BM15X230	230x160	**36,07**						
16,0	BM16X230	230x160	**27,41**	BM16X460	460x370	**42,43**	BM16X650	650x550	**71,37**
17,0	BM17X230	230x160	**41,02**						
18,0	BM18X230	230x160	**34,57**	BM18X460	460x370	**56,62**	BM18X650	650x550	**105,42**
20,0	BM20X230	230x160	**37,66**	BM20X460	460x370	**63,74**	BM20X650	650x550	**121,53**
22,0	BM22X230	230x160	**41,13**	BM22X460	460x370	**70,13**	BM22X650	650x550	**134,65**
24,0	BM24X230	230x160	**46,60**	BM24X460	460x370	**76,86**	BM24X650	650x550	**153,96**
26,0	BM26X230	230x160	**52,76**	BM26X460	460x370	**83,13**	BM26X650	650x550	**160,65**
28,0	BM28X230	230x160	**60,42**	BM28X460	460x370	**90,50**	BM28X650	650x550	**164,67**
30,0	BM30X230	230x160	**69,62**	BM30X460	460x370	**98,81**	BM30X650	650x550	**171,92**
32,0	BM32X230	230x160	**90,01**	BM32X460	460x370	**110,28**	BM32X650	650x550	**176,80**
34,0	BM34X230	230x160	**116,06**	BM34X460	460x370	**143,88**	BM34X650	650x550	**186,60**
36,0	BM36X230	230x160	**135,39**	BM36X460	460x370	**162,15**	BM36X650	650x550	**203,15**
38,0	BM38X230	230x160	**157,12**	BM38X460	460x370	**182,69**	BM38X650	650x550	**222,18**

AUGER BITS BOXES

Ref. BM9440

230 mm

REFERENCE	BM9440	BM9441	BM9442	BM9443
QUANTITY	5	5	4	5
QUALITY	STANDARD SERIES	STANDARD SERIES	STANDARD SERIES	STANDARD SERIES
CONTENT	Ø 6 - 8 - 10 - 12 - 14 mm	Ø 12 - 14 - 16 - 18 - 20 mm	Ø 8 - 10 - 12 - 14 mm	Ø 8 -12 -20 -25 -30 mm
PRICE €	**132,04**	**165,77**	**113,09**	**217,64**

460 mm

REFERENCE	BM9540	BM9541	BM9542	BM9543
QUANTITY	5	5	4	5
QUALITY	STANDARD SERIES	STANDARD SERIES	STANDARD SERIES	STANDARD SERIES
CONTENT	Ø 6 - 8 - 10 - 12 - 14 mm	Ø 12 - 14 - 16 - 18 - 20 mm	Ø 8 - 10 - 12 - 14 mm	Ø 8 -12 -20 -25 -30 mm
PRICE €	**213,93**	**288,79**	**188,38**	**389,91**

CV AUGER BITS SDS PLUS SHANK

Ref. BMSDS

SDS Plus ★ ★★ CV S Type

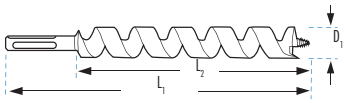

	230 mm			LONG SERIES 460 mm			EXTRA LONG SERIES 650 mm		
D1 mm		L1x L2 mm	€		L1x L2 mm	€		L1x L2 mm	€
6,0	BMSDS06X230	230x160	29,10	BMSDS06X460	460x370	39,07	BMSDS06X650	650x550	51,50
8,0	BMSDS08X230	230x160	29,97	BMSDS08X460	460x370	39,98	BMSDS08X650	650x550	51,87
10,0	BMSDS10X230	230x160	30,24	BMSDS10X460	460x370	41,50	BMSDS10X650	650x550	61,37
12,0	BMSDS12X230	230x160	34,29	BMSDS12X460	460x370	44,98	BMSDS12X650	650x550	61,87
14,0	BMSDS14X230	230x160	36,80	BMSDS14X460	460x370	55,05	BMSDS14X650	650x550	88,81
16,0	BMSDS16X230	230x160	41,22	BMSDS16X460	460x370	63,45	BMSDS16X650	650x550	105,28
18,0	BMSDS18X230	230x160	46,39	BMSDS18X460	460x370	81,81	BMSDS18X650	650x550	155,55
20,0	BMSDS20X230	230x160	49,81	BMSDS20X460	460x370	91,64	BMSDS20X650	650x550	179,32
22,0	BMSDS22X230	230x160	55,23	BMSDS22X460	460x370	100,84	BMSDS22X650	650x550	198,66
24,0	BMSDS24X230	230x160	60,76	BMSDS24X460	460x370	110,52	BMSDS24X650	650x550	210,63
25,0	BMSDS25X230	230x160	72,83	BMSDS25X460	460x370	124,76			
26,0	BMSDS26X230	230x160	72,83	BMSDS26X460	460x370	124,76	BMSDS26X650	650x550	219,79
28,0	BMSDS28X230	230x160	83,40	BMSDS28X460	460x370	135,19	BMSDS28X650	650x550	225,29
30,0	BMSDS30X230	230x160	96,11	BMSDS30X460	460x370	148,27	BMSDS30X650	650x550	235,22
32,0	BMSDS32X230	230x160	141,10	BMSDS32X460	460x370	164,75	BMSDS32X650	650x550	244,93
34,0	BMSDS34X230	230x160	158,78	BMSDS34X460	460x370	198,56	BMSDS34X650	650x550	255,29
36,0	BMSDS36X230	230x160	185,21	BMSDS36X460	460x370	223,76	BMSDS36X650	650x550	277,95
38,0	BMSDS38X230	230x160	214,96	BMSDS38X460	460x370	252,08	BMSDS38X650	650x550	304,00

CARBIDE TIPPED AUGER BITS HEXAGONAL SHANK

Ref. BMMD

S Type ★★ ★★ SOLID CARBIDE

New carbide tipped geometry.
Ideal for very hard wood.

	STANDARD SERIES 230 mm				LONG SERIES 460 mm		
D1 mm		L1x L2 mm	€	D1 mm		L1x L2 mm	€
12,0	BMMD12X230	230x160	50,24	18,0	BMMD18X460	460x370	137,94
14,0	BMMD14X230	230x160	59,06	20,0	BMMD20X460	460x370	146,81
15,0	BMMD15X230	230x160	59,31	22,0	BMMD22X460	460x370	158,69
16,0	BMMD16X230	230x160	59,31	24,0	BMMD24X460	460x370	173,21
17,0	BMMD17X230	230x160	66,18	26,0	BMMD26X460	460x370	196,10
20,0	BMMD20X230	230x160	78,14	28,0	BMMD28X460	460x370	209,08
22,0	BMMD22X230	230x160	84,49	30,0	BMMD30X460	460x370	214,27
24,0	BMMD24X230	230x160	95,34	32,0	BMMD32X460	460x370	270,28
26,0	BMMD26X230	230x160	123,14				
28,0	BMMD28X230	230x160	134,83				
30,0	BMMD30X230	230x160	142,72				
32,0	BMMD32X230	230x160	207,91				

DOUBLE FLUTE WOOD WORKING DRILLS HEXAGONAL SHANK

Ref. BM2P

	D1 mm	L1x L2 mm	BM2P €
BM2P06X230	6,0	230 x 160	**26,23**
BM2P08X230	8,0	230 x 160	**26,23**
BM2P10X230	10,0	230 x 160	**26,23**
BM2P12X230	12,0	230 x 160	**30,62**
BM2P14X230	14,0	230 x 160	**31,95**
BM2P15X230	15,0	230 x 160	**39,36**
BM2P16X230	16,0	230 x 160	**35,78**
BM2P17X230	17,0	230 x 160	**44,75**
BM2P18X230	18,0	230 x 160	**40,65**
BM2P20X230	20,0	230 x 160	**44,29**
BM2P22X230	22,0	230 x 160	**48,41**
BM2P24X230	24,0	230 x 160	**54,82**
BM2P26X230	26,0	230 x 160	**62,02**
BM2P28X230	28,0	230 x 160	**71,06**
BM2P30X230	30,0	230 x 160	**81,88**
BM2P32X230	32,0	230 x 160	**120,21**
BM2P34X230	34,0	230 x 160	**129,01**
BM2P36X230	36,0	230 x 160	**150,50**
BM2P38X230	38,0	230 x 160	**174,65**

CV AUGER BITS FOR NAILED WOOD

Ref. BMC

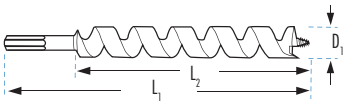

	D1 mm	L1x L2 mm	BMC €
BMC06X230	6,0	230 x 160	**28,30** *
BMC08X230	8,0	230 x 160	**28,30** *
BMC10X230	10,0	230 x 160	**28,30** *
BMC14X230	14,0	230 x 160	**34,44** *
BMC15X230	15,0	230 x 160	**42,46** *
BMC16X230	16,0	230 x 160	**38,58** *
BMC17X230	17,0	230 x 160	**48,25** *
BMC18X230	18,0	230 x 160	**43,85** *
BMC20X230	20,0	230 x 160	**47,72** *
BMC22X230	22,0	230 x 160	**52,16** *
BMC24X230	24,0	230 x 160	**59,09** *
BMC26X230	26,0	230 x 160	**66,90** *
BMC28X230	28,0	230 x 160	**76,60** *
BMC30X230	30,0	230 x 160	**88,27** *
BMC32X230	32,0	230 x 160	**129,61** *
BMC34X230	34,0	230 x 160	**139,06** *
BMC36X230	36,0	230 x 160	**162,25** *
BMC38X230	38,0	230 x 160	**188,31** *

*Until end of stock

DRILL FOR RAILWAY SLEEPERS



NEW

Special drill bits are manufactured for the following machines:

- CEMBRE
- ROBEL
- GRAFFENSTADEN

D1 mm	L1x L2 mm
14,0	180 x 300
16,0	180 x 300
18,0	180 x 300

- On request

CV AUGER BITS HEXAGONAL SHANK

CV

Ref. **BMH**

	D1 mm		L1x L2 mm	BMH €
BMH03X100	3,0	1/4"	100 x 50	**24,93** *
BMH04X100	4,0	1/4"	100 x 50	**24,21** *
BMH05X105	5,0	1/4"	105 x 55	**23,29** *
BMH06X105	6,0	1/4"	105 x 55	**21,15** *
BMH07X105	7,0	1/4"	105 x 55	**21,40** *
BMH08X105	8,0	1/4"	105 x 55	**22,21** *
BMH09X110	9,0	1/4"	110 x 60	**22,70** *
BMH10X110	10,0	1/4"	110 x 60	**22,81** *
BMH12X110	12,0	1/4"	110 x 60	**25,22** *
BMH13X110	13,0	1/4"	110 x 60	**28,08** *
BMH14X110	14,0	1/4"	110 x 60	**30,49** *
BMH15X110	15,0	1/4"	110 x 60	**32,43** *
BMH16X115	16,0	1/4"	115 x 65	**34,56** *
BMH17X115	17,0	1/4"	115 x 65	**35,54** *
BMH19X120	19,0	1/4"	120 x 70	**39,12** *
BMH22X120	22,0	3/8"	120 x 70	**44,89** *
BMH23X120	23,0	3/8"	120 x 70	**47,79** *
BMH24X120	24,0	3/8"	120 x 70	**49,71** *
BMH26X130	26,0	3/8"	130 x 80	**56,46** *
BMH27X130	27,0	3/8"	130 x 80	**58,85** *
BMH28X130	28,0	3/8"	130 x 80	**63,40** *
BMH29X130	29,0	3/8"	130 x 80	**67,25** *
BMH30X130	30,0	3/8"	130 x 80	**70,35** *
BMH33X140	33,0	3/8"	140 x 90	**83,11** *
BMH36X140	36,0	3/8"	140 x 90	**93,22** *

SQUARE HOLE WOOD WORKING DRILLS

Ref. **BMCC**

CV

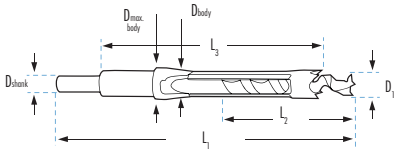

	D1 mm	L1x L2 mm	L3 mm	D shank mm	D body mm	D max.body mm	BMCC €
BMCC05	5,0	210 x 50	110	3,35	19,00	20,00	**46,87**
BMCC06	6,0	210 x 50	110	4,50	19,00	20,50	**46,87**
BMCC07	7,0	210 x 50	110	5,00	19,00	20,50	**46,87**
BMCC08	8,0	210 x 50	110	5,80	19,00	20,50	**46,87**
BMCC09	9,0	210 x 60	140	6,40	19,00	20,50	**46,87**
BMCC10	10,0	210 x 80	140	6,75	19,00	20,50	**46,87**
BMCC12	12,0	210 x 80	140	9,25	19,00	20,50	**48,27**
BMCC13	13,0	210 x 80	140	9,75	19,00	20,50	**48,27**
BMCC14	14,0	210 x 80	140	10,00	19,00	20,50	**60,57**
BMCC16	16,0	218 x 100	160	12,00	19,00	23,50	**69,08**
BMCC18	18,0	218 x 100	160	12,00	19,00	26,50	**88,54**
BMCC22	22,0	218 x 100	160	12,00	19,00	32,00	**118,88**

FLAT DRILL BITS HEXAGONAL SHANK

Ref. BMP/BMPL

CV | 1/4" | 1/4" Hexagonal

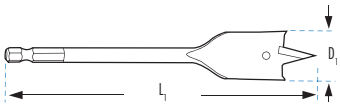

	D1 mm	L1 mm	BMP €
BMP06	6,0	150	3,32
BMP08	8,0	150	3,53
BMP10	10,0	150	3,74
BMP12	12,0	150	4,00
BMP13	13,0	150	4,60
BMP14	14,0	150	4,29
BMP15	15,0	150	5,03
BMP16	16,0	150	4,71
BMP17	17,0	150	5,34
BMP18	18,0	150	5,01
BMP19	19,0	150	5,68
BMP20	20,0	150	5,42
BMP22	22,0	150	6,23
BMP24	24,0	150	6,72
BMP25	25,0	150	7,57
BMP26	26,0	150	7,86
BMP28	28,0	150	8,31
BMP30	30,0	150	8,95
BMP32	32,0	150	9,52
BMP34	34,0	150	11,53
BMP35	35,0	150	11,71
BMP36	36,0	150	11,13
BMP38	38,0	150	11,69
BMP40	40,0	150	11,93

	D1 mm	L1 mm	BMPX400 €
BMP06X400	6,0	400	12,47
BMP08X400	8,0	400	12,47
BMP10X400	10,0	400	13,07
BMP12X400	12,0	400	14,45
BMP13X400	13,0	400	12,85
BMP14X400	14,0	400	12,42
BMP16X400	16,0	400	13,64
BMP17X400	17,0	400	14,50
BMP18X400	18,0	400	15,37
BMP19X400	19,0	400	15,38
BMP20X400	20,0	400	15,37
BMP22X400	22,0	400	17,80
BMP24X400	24,0	400	19,10
BMP25X400	25,0	400	21,77
BMP26X400	26,0	400	23,13
BMP28X400	28,0	400	24,50
BMP30X400	30,0	400	25,85
BMP32X400	32,0	400	27,76
BMP35X400	35,0	400	31,17
BMP36X400	36,0	400	34,95
BMP38X400	38,0	400	36,75
BMP40X400	40,0	400	37,26

WOOD MILLING CUTTER PLUGS

Ref. TM

CV

	D1 mm	D2 mm	L mm	TM €
TM0800	8,0	11	140	47,81
TM1000	10,0	11	140	51,20
TM1200	12,0	13	140	60,44
TM1500	15,0	13	140	79,73
TM1600	16,0	13	140	81,12
TM2000	20,0	13	140	92,11
TM2200	22,0	13	140	101,08
TM2500	25,0	13	140	111,05
TM2600	26,0	13	140	113,04
TM3000	30,0	13	140	125,01
TM3500	35,0	16	160	138,98
TM4000	40,0	16	160	159,29

4 EDGE CASTOR TYPE WOOD WORKING DRILLS

Ref. BM4P

HSS

Until Ø 26 - 1/4" Hexagonal shank
From Ø 28 - 11 mm Hexagonal shank

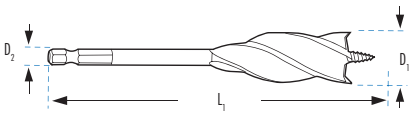

CLEAN CUT
EASY DRILLING
GREAT PERFORMANCE
HIGH PRECISION HOLES

	D1 mm	⬡	D2 mm	L1 mm	BM4P €
BM4P10	10,0	1/4"	6,35	165	**22,60**
BM4P11	11,0	1/4"	6,35	165	**22,60**
BM4P12	12,0	1/4"	6,35	165	**25,11**
BM4P13	13,0	1/4"	6,35	165	**26,71**
BM4P15	15,0	1/4"	6,35	165	**26,71**
BM4P16	16,0	1/4"	6,35	165	**28,75**
BM4P18	18,0	1/4"	6,35	165	**29,90**
BM4P19	19,0	1/4"	6,35	165	**32,88**
BM4P20	20,0	1/4"	6,35	165	**36,97**
BM4P21	21,0	1/4"	6,35	165	**40,86**
BM4P22	22,0	1/4"	6,35	165	**40,86**
BM4P24	24,0	1/4"	6,35	165	**50,89**
BM4P25	25,0	1/4"	6,35	165	**51,58**
BM4P26	26,0	1/4"	6,35	165	**56,63**
BM4P28	28,0	7/16"	11,11	165	**59,10**
BM4P30	30,0	7/16"	11,11	165	**61,17**
BM4P32	32,0	7/16"	11,11	165	**62,54**
BM4P35	35,0	7/16"	11,11	165	**65,28**
BM4P38	38,0	7/16"	11,11	165	**70,99**
BM4P40	40,0	7/16"	11,11	165	**77,14**

EXTENSION SHANK 6,35 mm (1/4" HEXAGONAL)

	DESCRIPTION	AM €
AMC60	Hexagonal, LT 150 mm.	**8,98**
AMC60AR	Hexagonal, quick change, LT 150 mm.	**19,37**
AMC300	Hexagonal, LT 300 mm.	**15,56**
AMSDS60	SDS PLUS, LT 60 mm.	**15,70**
AMSDS60AR	SDS PLUS, quick change, LT 60 mm.	**31,43**
AMSDS300	SDS PLUS, LT 300 mm.	**24,44**
AMSDS300AR	SDS PLUS, quick change, LT 300 mm.	**35,44**

CARBIDE TIPPED FORTSNER BITS

Ref. BB
Ref. BMF

★★ ★★ CARBIDE TIPPED

Ø 65 - Straight shank

Ø > 65 - Hexagonal shank

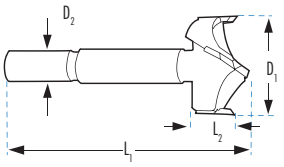

BB

	D1 mm	D2 mm	L1x L2 mm	€
*BB12B	12,0	8	90 x 15	**33,36**
*BB15B	15,0	8	90 x 15	**34,78**
*BB16B	16,0	8	90 x 15	**35,25**
*BB18B	18,0	8	90 x 15	**37,36**
*BB20B	20,0	8	90 x 15	**40,88**
*BB25B	25,0	8	90 x 15	**48,15**
*BB26B	26,0	8	90 x 15	**49,07**
*BB30B	30,0	8	90 x 15	**53,85**
*BB32B	32,0	10	90 x 15	**62,10**
*BB35B	35,0	10	90 x 15	**61,50**
*BB40B	40,0	10	90 x 15	**68,53**
BB50	50,0	10	90 x 15	**80,64**
BB55	55,0	10	90 x 15	**108,38**
BB60	60,0	12	90 x 15	**117,86**
BB65	65,0	12	90 x 15	**132,39**
BB70	70,0	12	90 x 15	**146,83**
BB75	75,0	12	90 x 15	**157,32**
BB80	80,0	12	90 x 15	**175,94**
BB85	85,0	12	90 x 15	**191,79**
BB90	90,0	12	90 x 15	**223,07**

* Blister packaging

BMF

	D1 mm	D2 mm	L1 mm	€
BMF16	16,0	13	140	**52,26**
BMF18	18,0	13	140	**55,03**
BMF20	20,0	13	140	**62,73**
BMF22	22,0	13	140	**66,87**
BMF24	24,0	13	140	**73,49**
BMF25	25,0	13	140	**77,33**
BMF26	26,0	13	140	**78,20**
BMF28	28,0	13	140	**78,20**
BMF30	30,0	13	140	**73,10**
BMF35	35,0	13	140	**80,67**
BMF40	40,0	13	140	**96,31**
BMF42	42,0	13	140	**87,59**
BMF45	45,0	13	140	**93,70**
BMF50	50,0	13	140	**104,15**
BMF55	55,0	9	210	**146,73**
BMF60	60,0	9	210	**160,15**
BMF65	65,0	9	210	**175,56**
BMF70	70,0	9	210	**188,97**
BMF75	75,0	9	210	**220,37**
BMF80	80,0	9	210	**235,07**
BMF85	85,0	9	210	**249,76**
BMF90	90,0	9	210	**307,50**

CV FORSTNER BITS

Ref. BMF1

★★ ★★ CV

BMF1

	D1 mm	D2 mm	L1 mm	€
BMF106	6,0	8,0	90	**12,35**
BMF108	8,0	8,0	90	**12,35**
BMF110	10,0	8,0	90	**12,87**
BMF111	11,0	8,0	90	**13,39**
BMF112	12,0	8,0	90	**13,92**
BMF113	13,0	8,0	90	**14,24**
BMF114	14,0	8,0	90	**14,61**
BMF115	15,0	8,0	90	**14,61**
BMF116	16,0	8,0	90	**15,29**
BMF118	18,0	8,0	90	**18,57**
BMF119	19,0	8,0	90	**19,87**
BMF120	20,0	8,0	90	**17,30**
BMF121	21,0	8,0	90	**20,32**
BMF122	22,0	8,0	90	**19,51**
BMF124	24,0	8,0	90	**19,94**
BMF125	25,0	8,0	90	**20,49**
BMF126	26,0	8,0	90	**21,99**
BMF127	27,0	8,0	90	**22,43**
BMF128	28,0	8,0	90	**19,30**
BMF130	30,0	8,0	90	**19,30**
BMF132	32,0	10,0	90	**23,49**
BMF134	34,0	10,0	90	**24,83**
BMF135	35.0	10,0	90	**26,66**
BMF136	36,0	10,0	90	**27,55**
BMF138	38,0	10,0	90	**29,37**
BMF140	40,0	10,0	90	**29,82**
BMF141	41,0	10,0	90	**31,64**
BMF143	43,0	10,0	90	**32,96**
BMF144	44,0	10,0	90	**34,78**
BMF145	45,0	10,0	90	**34,57**
BMF146	46,0	10,0	90	**36,58**
BMF148	48,0	10,0	90	**38,84**
BMF149	49,0	10,0	90	**40,17**
BMF150	50,0	10,0	90	**38,17**
BMF151	51,0	10,0	90	**41,55**
BMF152	52,0	10,0	90	**43,37**
BMF154	54,0	10,0	90	**45,16**
BMF157	57,0	12,5	159	**65,04**
BMF160	60,0	12,5	159	**69,10**
BMF163	63,0	12,5	159	**74,09**
BMF166	66,0	12,5	159	**81,26**
BMF170	70,0	12,5	159	**90,77**
BMF173	73,0	12,5	159	**99,80**
BMF176	76,0	12,5	159	**108,83**
BMF179	79,0	12,5	159	**126,45**
BMF183	83,0	12,5	159	**142,71**
BMF186	86,0	12,5	159	**161,23**
BMF189	89,0	12,5	159	**147,82**

TWIST DRILLS TO ASSEMBLE SCREWS IN WOOD HEXAGONAL SHANK

Ref. **BM3**

1/4" CV



	D1 mm	D2 mm	D3 mm	BM3 €
BM306	6,0	1,5	3,0	**20,53**
BM308	8,0	2,0	3,5	**20,53**
BM310	10,0	2,5	4,0	**20,53**
BM312	12,0	2,5	4,0	**20,53**

TWIST DRILLS FOR LOCKS AND HINGES INSTALLATIONS IN WOOD HEXAGONAL SHANK

Ref. **BM4**

1/4" CV

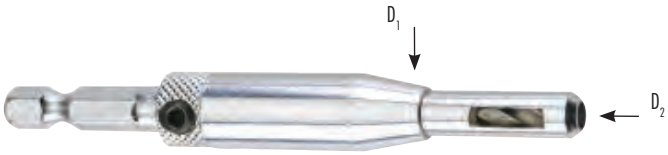

	D1 mm	D2 mm	BM4 €
BM406	6,0	2,0	**15,80**
BM408	8,0	2,7	**15,80**
BM410	10,0	3,5	**15,80**
BM412	12,0	4,5	**15,80**

CV TWIST DRILLS FOR WOOD WITH COUNTERSINK CYLINDRICAL AND HEXAGONAL SHANK

Ref. **BM5**

CV

Ref. **BM6**



	D1 mm	D2 mm	BM5 €
BM506	6,0	2,3	**29,07**
BM508	8,0	2,7	**29,07**
BM510	10,0	3,1	**29,07**
BM512	12,0	3,5	**29,07**

	D1 mm	D2 mm	BM6 €
BM603	16,0	3,0	**15,46**
BM604	16,0	4,0	**16,47**
BM605	16,0	5,0	**17,21**
BM606	16,0	6,0	**19,05**
BM607	16,0	7,0	**19,41**

	D1 mm	D2 mm	BM6 €
BM608	16,0	8,0	**21,15**
BM609	16,0	9,0	**23,24**
BM610	16,0	10,0	**24,58**
BM611	20,0	11,0	**35,34**
BM612	20,0	12,0	**39,06**

CV EXTENSIBLE DRILLS FOR WOOD

Ref. BME

CV

	CAPACITY	BME €
BME 15/45	15-45	**52,12**
BME 25/75	25-75	**63,91**

CARBIDE TIPPED WOOD WORKING DRILLS

Ref. BMMD

CARBIDE TIPPED

PVC

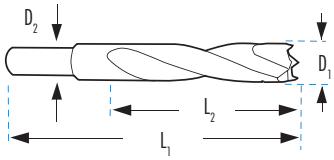

	D1 mm	D2 mm	L1x L2 mm	BMMD €
BMMD03	3,0	3,0	75 x 35	**8,76**
BMMD04	4,0	4,0	75 x 35	**9,32**
BMMD05	5,0	4,0	86 x 52	**9,79**
BMMD06	6,0	5,0	98 x 57	**9,91**
BMMD07	7,0	6,0	100 x 60	**10,45**
BMMD08	8,0	7,0	102 x 63	**10,73**
BMMD09	9,0	8,0	102 x 63	**12,60**
BMMD10	10,0	9,0	102 x 63	**14,12**
BMMD11	11,0	10,0	110 x 63	**15,87**
BMMD12	12,0	11,5	110 x 63	**19,58**
BMMD13	13,0	11,5	110 x 63	**22,13**
BMMD14	14,0	12,7	110 x 63	**34,04**
BMMD15	15,0	12,7	110 x 63	**43,64**
BMMD16	16,0	12,7	110 x 63	**52,06**
BMMD18	18,0	12,7	140 x 63	**64,18**
BMMD20	20,0	12,7	140 x 63	**73,08**
BMMD22	22,0	12,7	140 x 63	**77,37**
BMMD24	24,0	12,7	170 x 63	**101,17**
BMMD25	25,0	12,7	170 x 63	**120,66**
BMMD26	26,0	12,7	170 x 63	**143,49**
BMMD28	28,0	12,7	170 x 63	**156,92**
BMMD30	30,0	12,7	170 x 63	**185,39**

COUNTERSINK BITS FOR WOOD

Ref. AV26

	D1 mm	D2 mm	AV25 €
AV250312	3,0	12	**10,01**
AV250412	4,0	12	**10,01**
AV250512	5,0	12	**10,01**
AV250612	6,0	12	**10,01**
			AV26
AV260316	3,0	16	**13,45**
AV260416	4,0	16	**13,45**
AV260516	5,0	16	**13,45**
AV260616	6,0	16	**13,45**
AV260816	8,0	16	**13,45**

STOPPERS FOR CYLINDRICAL SHANK DRILLS

Ref. TOPE

	D1 mm	TOPE €
TOPE03	3,0	**4,71**
TOPE04	4,0	**5,27**
TOPE05	5,0	**5,75**
TOPE06	6,0	**6,45**
TOPE08	8,0	**6,87**
TOPE10	10,0	**7,26**
TOPE12	12,0	**13,55**

CV SHUTTERING AND INSTALLATION BITS STRAIGHT SHANK

Ref. **BE**

★★★ | CV | DIN 7490



Drill threaded into the shank

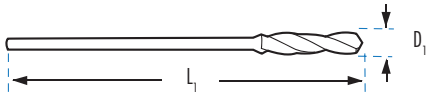

Ref. **BE06X400**

Ref. **BE06X600**

Ref. **BE06X800**

Ref. **BE06X1000**

LENGTH 400 mm			BE
	D1 mm	L1 mm	€
BE06X400	6,0	400	**17,85**
BE08X400	8,0	400	**18,41**
BE10X400	10,0	400	**21,93**
BE12X400	12,0	400	**28,41**
BE14X400	14,0	400	**31,44**
BE16X400	16,0	400	**36,58**
BE18X400	18,0	400	**44,72**
BE20X400	20,0	400	**60,34**
BE22X400	22,0	400	**80,60**
BE24X400	24,0	400	**91,78**
BE26X400	26,0	400	**103,87**
BE28X400	28,0	400	**113,21**
BE30X400	30,0	400	**119,44**

LENGTH 600 mm			BE
	D1 mm	L1 mm	€
BE06X600	6,0	600	**19,69**
BE08X600	8,0	600	**19,57**
BE10X600	10,0	600	**22,80**
BE12X600	12,0	600	**29,81**
BE14X600	14,0	600	**32,57**
BE16X600	16,0	600	**37,72**
BE18X600	18,0	600	**45,86**
BE20X600	20,0	600	**61,27**
BE22X600	22,0	600	**81,74**
BE24X600	24,0	600	**95,69**
BE26X600	26,0	600	**105,27**
BE28X600	28,0	600	**114,60**
BE30X600	30,0	600	**121,40**

LENGTH 800 mm			BE
	D1 mm	L1 mm	€
BE06X800	6,0	800	**23,47**
BE08X800	8,0	800	**26,54**
BE10X800	10,0	800	**29,52**
BE12X800	12,0	800	**36,05**
BE14X800	14,0	800	**41,30**
BE16X800	16,0	800	**48,27**
BE18X800	18,0	800	**57,46**
BE20X800	20,0	800	**72,72**
BE22X800	22,0	800	**94,86**
BE24X800	24,0	800	**108,68**
BE26X800	26,0	800	**118,16**
BE28X800	28,0	800	**127,39**
BE30X800	30,0	800	**133,64**

LENGTH 1000 mm			BE
	D1 mm	L1 mm	€
BE06X1000	6,0	1000	**26,59**
BE08X1000	8,0	1000	**27,68**
BE10X1000	10,0	1000	**31,20**
BE12X1000	12,0	1000	**37,61**
BE14X1000	14,0	1000	**42,95**
BE16X1000	16,0	1000	**61,14**
BE18X1000	18,0	1000	**61,14**
BE20X1000	20,0	1000	**76,38**
BE22X1000	22,0	1000	**98,75**
BE24X1000	24,0	1000	**112,84**
BE26X1000	26,0	1000	**121,81**
BE28X1000	28,0	1000	**127,53**
BE30X1000	30,0	1000	**137,56**

CV SHUTTERING AND INSTALLATION BITS SDS PLUS SHANK

Ref. **BESDS**

SDS Plus | ★★★ | CV | DIN 7490



Drill threaded into the shank

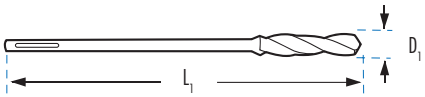



Ref. **BESDS06X400**

Ref. **BESDS06X600**

Ref. **BESDS06X800**

Ref. **BESDS06X1000**

LENGTH 400 mm			BESDS
	D1 mm	L1 mm	€
BESDS06X400	6,0	400	**42,79**
BESDS08X400	8,0	400	**44,12**
BESDS10X400	10,0	400	**40,56**
BESDS12X400	12,0	400	**43,63**
BESDS14X400	14,0	400	**55,90**
BESDS16X400	16,0	400	**70,92**
BESDS18X400	18,0	400	**91,83**
BESDS20X400	20,0	400	**100,47**
BESDS22X400	22,0	400	**119,99**
BESDS24X400	24,0	400	**140,89**
BESDS26X400	26,0	400	**164,45**
BESDS28X400	28,0	400	**178,20**
BESDS30X400	30,0	400	**201,54**

LENGTH 600 mm			BESDS
	D1 mm	L1 mm	€
BESDS06X600	6,0	600	**44,08**
BESDS08X600	8,0	600	**47,36**
BESDS10X600	10,0	600	**42,03**
BESDS12X600	12,0	600	**46,88**
BESDS14X600	14,0	600	**62,90**
BESDS16X600	16,0	600	**77,85**
BESDS18X600	18,0	600	**99,90**
BESDS20X600	20,0	600	**109,89**
BESDS22X600	22,0	600	**126,26**
BESDS24X600	24,0	600	**162,13**
BESDS26X600	26,0	600	**180,81**
BESDS28X600	28,0	600	**203,03**
BESDS30X600	30,0	600	**227,94**

LENGTH 800 mm			BESDS
	D1 mm	L1 mm	€
BESDS06X800	6,0	800	**45,39**
BESDS08X800	8,0	800	**50,85**
BESDS10X800	10,0	800	**50,17**
BESDS12X800	12,0	800	**53,80**
BESDS14X800	14,0	800	**83,14**
BESDS16X800	16,0	800	**102,38**
BESDS18X800	18,0	800	**128,92**
BESDS20X800	20,0	800	**139,78**
BESDS22X800	22,0	800	**149,73**
BESDS24X800	24,0	800	**193,55**
BESDS26X800	26,0	800	**198,75**
BESDS28X800	28,0	800	**231,33**
BESDS30X800	30,0	800	**257,82**

LENGTH 1000 mm			BESDS
	D1 mm	L1 mm	€
BESDS06X1000	6,0	1000	**46,76**
BESDS08X1000	8,0	1000	**54,58**
BESDS10X1000	10,0	1000	**55,13**
BESDS12X1000	12,0	1000	**55,76**
BESDS14X1000	14,0	1000	**96,79**
BESDS16X1000	16,0	1000	**117,41**
BESDS18X1000	18,0	1000	**145,80**
BESDS20X1000	20,0	1000	**157,40**
BESDS22X1000	22,0	1000	**159,20**
BESDS24X1000	24,0	1000	**222,67**
BESDS26X1000	26,0	1000	**218,54**
BESDS28X1000	28,0	1000	**263,58**
BESDS30X1000	30,0	1000	**291,63**

BLUE-MASTER® by celesa

2026 PRICE LIST

GROSS PRICE 2025 + 7%

Effective from 4 May 2026

1/4" SHANK TOOLS

INTERCHANGEABLE SCREWDRIVER BITS

Plus ★★ 25mm OVERALL LENGTH (L_1)

PHILLIPS

€ per Bit		2 U		5 U		50 U		100 U	
	L1 mm		€		€		€		€
Ph 0	25	Ph0-2	**1,55**	Ph0-5	**1,36**	Ph0-50	**1,21**	Ph0-100	**1,16**
Ph 1	25	Ph1-2	**1,30**	Ph1-5	**0,81**	Ph1-50	**0,73**	Ph1-100	**0,68**
Ph 2	25	Ph2-2	**1,30**	Ph2-5	**0,81**	Ph2-50	**0,73**	Ph2-100	**0,68**
Ph 3	25	Ph3-2	**1,30**	Ph3-5	**0,81**	Ph3-50	**0,73**	Ph3-100	**0,68**

POZIDRIV

€ per Bit		2 U		5 U		50 U		100 U	
	L1 mm		€		€		€		€
Pz 0	25	Pz0-2	**1,55**	Pz0-5	**1,36**	Pz0-50	**1,21**	Pz0-100	**1,16**
Pz 1	25	Pz1-2	**1,30**	Pz1-5	**0,81**	Pz1-50	**0,73**	Pz1-100	**0,68**
Pz 2	25	Pz2-2	**1,30**	Pz2-5	**0,81**	Pz2-50	**0,73**	Pz2-100	**0,68**
Pz 3	25	Pz3-2	**1,30**	Pz3-5	**0,81**	Pz3-50	**0,73**	Pz3-100	**0,68**

SLOT

€ per Bit		2 U		5 U		50 U		100 U	
	L1 mm		€		€		€		€
0,5X3,0	25	P0,5X3,0-2	**1,76**	P0,5X3,0-5	**1,52**	P0,5X3,0-50	**1,38**	P0,5X3,0-100	**1,31**
0,6X3,5	25	P0,6X3,5-2	**1,76**	P0,6X3,5-5	**1,52**	P0,6X3,5-50	**1,38**	P0,6X3,5-100	**1,31**
0,5X4,0	25	P0,5X4,0-2	**1,76**	P0,5X4,0-5	**1,52**	P0,5X4,0-50	**1,38**	P0,5X4,0-100	**1,31**
0,6X4,5	25	P0,6X4,5-2	**1,76**	P0,6X4,5-5	**1,52**	P0,6X4,5-50	**1,38**	P0,6X4,5-100	**1,31**
0,8X4,0	25	P0,8X4,0-2	**1,76**	P0,8X4,0-5	**1,52**	P0,8X4,0-50	**1,38**	P0,8X4,0-100	**1,31**
0,8X5,0	25	P0,8X5,0-2	**1,76**	P0,8X5,0-5	**1,52**	P0,8X5,0-50	**1,38**	P0,8X5,0-100	**1,31**
0,8X5,5	25	P0,8X5,5-2	**1,76**	P0,8X5,5-5	**1,52**	P0,8X5,5-50	**1,38**	P0,8X5,5-100	**1,31**
1,0X5,5	25	P1X5,5-2	**1,76**	P1X5,5-5	**1,52**	P1X5,5-50	**1,38**	P1X5,5-100	**1,31**
1,0X6,0	25	P1X6,0-2	**1,76**	P1X6,0-5	**1,52**	P1X6,0-50	**1,38**	P1X6,0-100	**1,31**
1,2X6,5	25	P1,2X6,5-2	**1,76**	P1,2X6,5-5	**1,52**	P1,2X6,5-50	**1,38**	P1,2X6,5-100	**1,31**
1,2X8,0	25	P1,2X8,0-2	**1,76**	P1,2X8,0-5	**1,52**	P1,2X8,0-50	**1,38**	P1,2X8,0-100	**1,31**

INTERCHANGEABLE SCREWDRIVER BITS

Plus ★★ 25mm OVERALL LENGTH (L_1)

TORX

€ per Bit		2 U		5 U		50 U		100 U	
	L1 mm		€		€		€		€
T5	25	PT5-2	2,32	PT5-5	2,01	PT5-50	1,82	PT5-100	1,72
T6	25	PT6-2	2,32	PT6-5	2,01	PT6-50	1,82	PT6-100	1,72
T7	25	PT7-2	2,32	PT7-5	2,01	PT7-50	1,82	PT7-100	1,72
T8	25	PT8-2	2,32	PT8-5	2,01	PT8-50	1,82	PT8-100	1,72
T9	25	PT9-2	2,32	PT9-5	2,01	PT9-50	1,82	PT9-100	1,72
T10	25	PT10-2	1,91	PT10-5	1,49	PT10-50	1,33	PT10-100	1,26
T15	25	PT15-2	1,91	PT15-5	1,49	PT15-50	1,33	PT15-100	1,26
T20	25	PT20-2	1,91	PT20-5	1,49	PT20-50	1,33	PT20-100	1,26
T25	25	PT25-2	1,91	PT25-5	1,49	PT25-50	1,33	PT25-100	1,26
T27	25	PT27-2	1,91	PT27-5	1,49	PT27-50	1,33	PT27-100	1,26
T30	25	PT30-2	1,91	PT30-5	1,49	PT30-50	1,33	PT30-100	1,26
T40	25	PT40-2	1,91	PT40-5	1,49	PT40-50	1,33	PT40-100	1,26

TORX ROUND

€ per Bit		2 U		5 U		50 U		100 U	
	L1 mm		€		€		€		€
TR10	25	PTR10-2	6,17	PTR10-5	5,36	PTR10-50	4,84	PTR10-100	4,55
TR15	25	PTR15-2	6,17	PTR15-5	5,36	PTR15-50	4,84	PTR15-100	4,55
TR20	25	PTR20-2	6,17	PTR20-5	5,36	PTR20-50	4,84	PTR20-100	4,55
TR25	25	PTR25-2	6,17	PTR25-5	5,36	PTR25-50	4,84	PTR25-100	4,55
TR30	25	PTR30-2	6,17	PTR30-5	5,36	PTR30-50	4,84	PTR30-100	4,55
TR40	25	PTR40-2	6,17	PTR40-5	5,36	PTR40-50	4,84	PTR40-100	4,55

ROBERTSON

€ per Bit		2 U		5 U		50 U		100 U	
	L1 mm		€		€		€		€
Nº1	25	PC1-2	2,48	PC1-5	2,17	PC1-50	1,95	PC1-100	1,84
Nº2	25	PC2-2	2,48	PC2-5	2,17	PC2-50	1,95	PC2-100	1,84
Nº3	25	PC3-2	2,48	PC3-5	2,17	PC3-50	1,95	PC3-100	1,84

INTERCHANGEABLE SCREWDRIVER BITS

Plus ★★ 25mm OVERALL LENGTH (L1)

TORX SECURITY

€ per Bit		2 U		5 U		50 U		100 U	
	L1 mm		€		€		€		€
TS10	25	PTS10-2	3,31	PTS10-5	2,87	PTS10-50	2,59	PTS10-100	2,44
TS15	25	PTS15-2	3,31	PTS15-5	2,87	PTS15-50	2,59	PTS15-100	2,44
TS20	25	PTS20-2	3,31	PTS20-5	2,87	PTS20-50	2,59	PTS20-100	2,44
TS25	25	PTS25-2	3,31	PTS25-5	2,87	PTS25-50	2,59	PTS25-100	2,44
TS27	25	PTS27-2	3,31	PTS27-5	2,87	PTS27-50	2,59	PTS27-100	2,44
TS30	25	PTS30-2	3,31	PTS30-5	2,87	PTS30-50	2,59	PTS30-100	2,44
TS40	25	PTS40-2	3,31	PTS40-5	2,87	PTS40-50	2,59	PTS40-100	2,44

HEXAGONAL

€ per Bit		2 U		5 U		50 U		100 U	
	L1 mm		€		€		€		€
2 mm	25	PHX2-2	1,83	PHX2-5	1,66	PHX2-50	1,48	PHX2-100	1,42
2,5 mm	25	PHX2,5-2	1,83	PHX2,5-5	1,66	PHX2,5-50	1,48	PHX2,5-100	1,42
3 mm	25	PHX3-2	1,83	PHX3-5	1,66	PHX3-50	1,48	PHX3-100	1,42
4 mm	25	PHX4-2	1,83	PHX4-5	1,66	PHX4-50	1,48	PHX4-100	1,42
5 mm	25	PHX5-2	1,83	PHX5-5	1,66	PHX5-50	1,48	PHX5-100	1,42
6 mm	25	PHX6-2	1,83	PHX6-5	1,66	PHX6-50	1,48	PHX6-100	1,42
8 mm	25	PHX8-2	2,17	PHX8-5	1,97	PHX8-50	1,90	PHX8-100	1,79

TRI WING

€ per Bit		2 U		5 U		50 U		100 U	
	L1 mm		€		€		€		€
Nº4	25	PTRW4-2	10,92	PTRW4-5	9,50	PTRW4-50	8,55	PTRW4-100	8,08
Nº5	25	PTRW5-2	10,92	PTRW5-5	9,50	PTRW5-50	8,55	PTRW5-100	8,08
Nº6	25	PTRW6-2	10,92	PTRW6-5	9,50	PTRW6-50	8,55	PTRW6-100	8,08
Nº8	25	PTRW8-2	10,92	PTRW8-5	9,50	PTRW8-50	8,55	PTRW8-100	8,08

XZN

€ per Bit		2 U		5 U		50 U		100 U	
	L1 mm		€		€		€		€
Nº4	25	PXZN4-2	6,69	PXZN4-5	5,83	PXZN4-50	5,24	PXZN4-100	4,95
Nº5	25	PXZN5-2	6,69	PXZN5-5	5,83	PXZN5-50	5,24	PXZN5-100	4,95
Nº6	25	PXZN6-2	6,69	PXZN6-5	5,83	PXZN6-50	5,24	PXZN6-100	4,95
Nº8	25	PXZN8-2	7,51	PXZN8-5	6,53	PXZN8-50	6,41	PXZN8-100	6,29
Nº10	25	PXZN10-2	7,51	PXZN10-5	6,53	PXZN10-50	6,41	PXZN10-100	6,29

INTERCHANGEABLE SCREWDRIVER BITS

Plus ★★ 50mm OVERALL LENGTH (L1)

PHILLIPS

€ per Bit		2 U		5 U		50 U	
	L1 mm		€		€		€
Ph 1	50	Ph1X50-2	2,97	Ph1X50-5	2,59	Ph1X50-50	2,33
Ph 2	50	Ph2X50-2	2,97	Ph2X50-5	2,59	Ph2X50-50	2,33
Ph 3	50	Ph3X50-2	2,97	Ph3X50-5	2,59	Ph3X50-50	2,33
Ph 4	50	Ph4X50-2	-	Ph4X50-5	-	Ph4X50-50	-

POZIDRIV



€ per Bit		2 U		5 U		50 U	
	L1 mm		€		€		€
Pz 1	50	Pz1X50-2	2,97	Pz1X50-5	2,59	Pz1X50-50	2,33
Pz 2	50	Pz2X50-2	2,97	Pz2X50-5	2,59	Pz2X50-50	2,33
Pz 3	50	Pz3X50-2	2,97	Pz3X50-5	2,59	Pz3X50-50	2,33
Pz 4	50	Pz4X50-2	-	Pz4X50-5	-	Pz4X50-50	-

SLOT

€ per Bit		2 U		5 U		50 U	
	L1 mm		€		€		€
0,5X4,0	50	P0,5X4,0X50-2	4,69	P0,5X4,0X50-5	4,06	P0,5X4,0X50-50	3,64
0,5X3,0	50	P0,5X3,0X50-2	4,69	P0,5X3,0X50-5	4,06	P0,5X3,0X50-50	3,64
0,6X3,5	50	P0,6X3,5X50-2	4,69	P0,6X3,5X50-5	4,06	P0,6X3,5X50-50	3,64
0,6X4,5	50	P0,6X4,5X50-2	4,69	P0,6X4,5X50-5	4,06	P0,6X4,5X50-50	3,64
0,8X4,0	50	P0,8X4,0X50-2	4,69	P0,8X4,0X50-5	4,06	P0,8X4,0X50-50	3,64
0,8X5,0	50	P0,8X5,0X50-2	4,69*	P0,8X5,0X50-5	4,06*	P0,8X5,0X50-50	3,64*
0,8X5,5	50	P0,8X5,5X50-2	4,69	P0,8X5,5X50-5	4,06	P0,8X5,5X50-50	3,64
1,0X5,5	50	P1X5,5X50-2	4,69	P1X5,5X50-5	4,06	P1X5,5X50-50	3,64
1,0X6,0	50	P1X6,0X50-2	4,69	P1X6,0X50-5	4,06	P1X6,0X50-50	3,64
1,2X6,5	50	P1,2X6,5X50-2	4,69	P1,2X6,5X50-5	4,06	P1,2X6,5X50-50	3,64
1,2X8,0	50	P1,2X8,0X50-2	4,69	P1,2X8,0X50-5	4,06	P1,2X8,0X50-50	3,64

*Until end of stock

INTERCHANGEABLE SCREWDRIVER BITS

Plus ★★ 50mm OVERALL LENGTH (L1)

TORX



€ per Bit		2 U		5 U		50 U	
	L1 mm		€		€		€
T 5	50	PT5X50-2	6,00	PT5X50-5	4,57	PT5X50-50	4,23
T 6	50	PT6X50-2	6,00	PT6X50-5	4,57	PT6X50-50	4,23
T 7	50	PT7X50-2	6,00	PT7X50-5	4,57	PT7X50-50	4,23
T 8	50	PT8X50-2	6,00	PT8X50-5	4,57	PT8X50-50	4,23
T 9	50	PT9X50-2	6,00	PT9X50-5	4,57	PT9X50-50	4,23
T 10	50	PT10X50-2	5,52	PT10X50-5	4,30	PT10X50-50	3,87
T 15	50	PT15X50-2	5,52	PT15X50-5	4,30	PT15X50-50	3,87
T 20	50	PT20X50-2	5,52	PT20X50-5	4,30	PT20X50-50	3,87
T 25	50	PT25X50-2	5,52	PT25X50-5	4,30	PT25X50-50	3,87
T 27	50	PT27X50-2	5,52	PT27X50-5	4,30	PT27X50-50	3,87
T 30	50	PT30X50-2	5,52	PT30X50-5	4,30	PT30X50-50	3,87
T 40	50	PT40X50-2	5,52	PT40X50-5	4,30	PT40X50-50	3,87

ROBERTSON

€ per Bit		2 U		5 U		50 U	
	L1 mm		€		€		€
Nº1	50	PC1X50-2	7,20	PC1X50-5	6,26	PC1X50-50	5,64
Nº2	50	PC2X50-2	7,20	PC2X50-5	6,26	PC2X50-50	5,64
Nº3	50	PC3X50-2	7,20	PC3X50-5	6,26	PC3X50-50	5,64

HEXAGONAL

€ per Bit		2 U		5 U		50 U	
	L1 mm		€		€		€
2 mm	50	PHX2X50-2	5,83	PHX2X50-5	5,07	PHX2X50-50	4,56
2,5 mm	50	PHX2,5X50-2	5,83	PHX2,5X50-5	5,07	PHX2,5X50-50	4,56
3 mm	50	PHX3X50-2	5,83	PHX3X50-5	5,07	PHX3X50-50	4,56
4 mm	50	PHX4X50-2	5,83	PHX4X50-5	5,07	PHX4X50-50	4,56
5 mm	50	PHX5X50-2	5,83	PHX5X50-5	5,07	PHX5X50-50	4,56
6 mm	50	PHX6X50-2	5,83	PHX6X50-5	5,07	PHX6X50-50	4,56
8 mm	50	PHX8X50-2	7,47	PHX8X50-5	6,84	PHX8X50-50	5,85

INTERCHANGEABLE SCREWDRIVER BITS

Plus ★★ 70mm OVERALL LENGTH (L_1)

PHILLIPS

€ per Bit		2 U		5 U	
	L1 mm		€		€
Ph 1	70	Ph1X70-2	**6,97**	Ph1X70-5	**6,07**
Ph 2	70	Ph2X70-2	**6,97**	Ph2X70-5	**6,07**
Ph 3	70	Ph3X70-2	**6,97**	Ph3X70-5	**6,07**
Ph 4	70	Ph4X70-2	-	Ph4X70-5	-

POZIDRIV

€ per Bit		2 U		5 U	
	L1 mm		€		€
Pz 1	70	Pz1X70-2	**7,04**	Pz1X70-5	**6,12**
Pz 2	70	Pz2X70-2	**7,04**	Pz2X70-5	**6,12**
Pz 3	70	Pz3X70-2	**7,04**	Pz3X70-5	**6,12**
Pz 4	70	Pz4X70-2	-	Pz4X70-5	-

Plus ★★ 90mm OVERALL LENGTH (L_1)

PHILLIPS

€ per Bit		2 U		5 U	
	L1 mm		€		€
Ph 1	90	Ph1X90-2	**8,59**	Ph1X90-5	**7,48**
Ph 2	90	Ph2X90-2	**8,59**	Ph2X90-5	**7,48**
Ph 3	90	Ph3X90-2	**8,59**	Ph3X90-5	**7,48**
Ph 4	90	Ph4X90-2	-	Ph4X90-5	-

POZIDRIV

€ per Bit		2 U		5 U	
	L1 mm		€		€
Pz 1	90	Pz1X90-2	**8,67**	Pz1X90-5	**7,55**
Pz 2	90	Pz2X90-2	**8,67**	Pz2X90-5	**7,55**
Pz 3	90	Pz3X90-2	**8,67**	Pz3X90-5	**7,55**
Pz 4	90	Pz4X90-2	-	Pz4X90-5	-

INTERCHANGEABLE SCREWDRIVER BITS

TiN

25mm OVERALL LENGTH (L1)

PHILLIPS

€ per Bit		2 U		5 U		50 U	
	L1 mm		€		€		€
Ph 1	25	Ph1T-2	3,51	Ph1T-5	2,65	Ph1T-50	2,38
Ph 2	25	Ph2T-2	3,51	Ph2T-5	2,65	Ph2T-50	2,38
Ph 3	25	Ph3T-2	3,51	Ph3T-5	2,65	Ph3T-50	2,38

POZIDRIV

€ per Bit		2 U		5 U		50 U	
	L1 mm		€		€		€
Pz 1	25	Pz1T-2	3,54	Pz1T-5	2,67	Pz1T-50	2,41
Pz 2	25	Pz2T-2	3,54	Pz2T-5	2,67	Pz2T-50	2,41
Pz 3	25	Pz3T-2	3,54	Pz3T-5	2,67	Pz3T-50	2,41

SLOT

€ per Bit		2 U		5 U		50 U	
	L1 mm		€		€		€
0,6X4,5	25	P0,6X4,5T-2	3,80	P0,6X4,5T-5	3,29	P0,6X4,5T-50	2,96
0,8X5,5	25	P0,8X5,5T-2	3,80	P0,8X5,5T-5	3,29	P0,8X5,5T-50	2,96
1,0X5,5	25	P1X5,5T-2	3,80	P1X5,5T-5	3,29	P1X5,5T-50	2,96
1,2X6,5	25	P1,2X6,5T-2	3,80	P1,2X6,5T-5	3,29	P1,2X6,5T-50	2,96

TORX

€ per Bit		2 U		5 U		50 U	
	L1 mm		€		€		€
T 10	25	PT10T-2	3,65	PT10T-5	3,28	PT10T-50	2,87
T 15	25	PT15T-2	3,65	PT15T-5	3,28	PT15T-50	2,87
T 20	25	PT20T-2	3,65	PT20T-5	3,28	PT20T-50	2,87
T 25	25	PT25T-2	3,65	PT25T-5	3,28	PT25T-50	2,87
T 27	25	PT27T-2	3,65	PT27T-5	3,28	PT27T-50	2,87
T 30	25	PT30T-2	3,65	PT30T-5	3,28	PT30T-50	2,87
T 40	25	PT40T-2	3,65	PT40T-5	3,28	PT40T-50	2,87

INTERCHANGEABLE SCREWDRIVER BITS

TiN

50mm OVERALL LENGTH (L_1)

PHILLIPS

€ per Bit		2 U		5 U		50 U	
	L1 mm		€		€		€
Ph 1	50	Ph1Tx50-2	**8,09**	Ph1Tx50-5	**7,03**	Ph1Tx50-50	**6,31**
Ph 2	50	Ph2Tx50-2	**8,09**	Ph2Tx50-5	**7,03**	Ph2Tx50-50	**6,31**
Ph 3	50	Ph3Tx50-2	**8,09**	Ph3Tx50-5	**7,03**	Ph3Tx50-50	**6,31**

POZIDRIV

€ per Bit		2 U		5 U		50 U	
	L1 mm		€		€		€
Pz 1	50	Pz1Tx50-2	**8,17**	Pz1Tx50-5	**7,10**	Pz1Tx50-50	**6,37**
Pz 2	50	Pz2Tx50-2	**8,17**	Pz2Tx50-5	**7,10**	Pz2Tx50-50	**6,37**
Pz 3	50	Pz3Tx50-2	**8,17**	Pz3Tx50-5	**7,10**	Pz3Tx50-50	**6,37**

TORX

€ per Bit		2 U		5 U		50 U	
	L1 mm		€		€		€
T 10	50	PT10Tx50-2	**11,57**	PT10Tx50-5	**10,06**	PT10Tx50-50	**9,05**
T 15	50	PT15Tx50-2	**11,57**	PT15Tx50-5	**10,06**	PT15Tx50-50	**9,05**
T 20	50	PT20Tx50-2	**11,57**	PT20Tx50-5	**10,06**	PT20Tx50-50	**9,05**
T 25	50	PT25Tx50-2	**11,57**	PT25Tx50-5	**10,06**	PT25Tx50-50	**9,05**
T 27	50	PT27Tx50-2	**11,57**	PT27Tx50-5	**10,06**	PT27Tx50-50	**9,05**
T 30	50	PT30Tx50-2	**11,57**	PT30Tx50-5	**10,06**	PT30Tx50-50	**9,05**
T 40	50	PT40Tx50-2	**11,57**	PT40Tx50-5	**10,06**	PT40Tx50-50	**9,05**

SCREWDRIVER BIT HOLDERS

MAGNETIC SCREWDRIVER BIT HOLDERS

	L1 mm	SHANK TYPE	€
PMGx51	51	MAGNETIC WITHOUT RING	6,99
PMGx58	58	MAGNETIC WITHOUT RING	7,26
PMGx74	74	MAGNETIC WITH RING	11,97
PMGx100	100	MAGNETIC WITH RING	14,48
PMGx150	150	MAGNETIC WITH RING	16,13
PMGx200	200	MAGNETIC WITH RING	19,09
PMGx250	250	MAGNETIC WITH RING	29,36
PMGSDSx78	78	SDS PLUS	20,03
PBERx74	74	BERYLLIUM	51,40*
PDESSx70	70	5/16" DESSOUTTER	31,67*
P7x74	74	7mm Fein	34,40*

*Until end of stock

Ref. PMGSDSX78

Ref. PMGX74

Ref. PMGX100

MAGNETIC HOLDER WITH QUICK CHANGE (VALID FOR 1/4" SCREWDRIVER BITS WITH CIRCLIP)

	L1 mm	SHANK TYPE	€
PCRX60	60	Quick change 1/4" Valid for 1/4" screwdriver bits with circlip	17,81
PCRX74	74	Quick change 1/4" Valid for 1/4" screwdriver bits with circlip	18,34
PCRSDSX80	80	SDS PLUS	29,21

Ref. PCRSDSX80

Ref. PCRX60

SCREWDRIVER BITS HOLDERS WITH ADJUSTABLE STOPPER

Ref. PCTX60

1. With an adjustable stopper
2. Front magnetic circlip for screw holding.
3. Magnetic circlip for screwdriver bit holding.

	L1 mm	SHANK TYPE	€
PCTX60	60	Adjustable stopper	16,77

Ref. PCTX60

STANDARD HEXAGONAL NUT DRIVERS

1/4"

50mm OVERALL LENGTH (L)

MAGNETIC HEXAGONAL NUT DRIVERS

	mm	"		€ / 1U.
PLIHX5-2	5,0		2	6,35
PLIHX5,5-2	5,5		2	6,35
PLIHX6-2	6,0		2	6,35
PLIHX1/4-2		1/4"=6,35	2	6,35
PLIHX7-2	7,0		2	6,49
PLIHX5/16-2		5/16"=7,93	2	6,49
PLIHX8-2	8,0		2	6,49
PLIHX3/8-2		3/8"=9,52	2	6,49
PLIHX10-2	10,0		2	6,65
PLIHX11-2	11,0		2	6,84
PLIHX12-2	12,0		2	6,90
PLIHX13-2	13,0		2	7,23

7 MAGNETIC HEXAGONAL NUT DRIVERS BOX

REFERENCE	EPLL
QUANTITY	7
CONTENT	HX1/4 - HX7 - HX8- HX3/8 HX10 - HX12 - HX13
PRICE €	47,09

RATCHET SCREWDRIVER WITH BITS STORAGE

Plus

1. High quality and performance
2. Left and right hand turn
3. Telescopic and adjustable
4. Manufactured in high quality plastic and steel

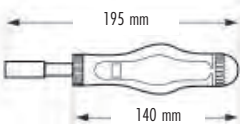

	DTRC
Screwdriver bits included:	PH1 - PH2 PZ1 - PZ2 T15 - T20 - T25 - T30
	35,77 €

SCREWDRIVER BITS SETS

DiN 7 SCREWDRIVER BIT SETS

Ref. EPT1

REFERENCE	EPT1	EPT2	EPT3
QUANTITY	7	7	7
CONTENT (Plus)	PH1 - PH2 PZ1 - PZ2 0,8x5,5 - 1,2x6,5 1 PMG Bit holder	T10 - T15 T20 - T25 T30 - T40 1 PMG Bit holder	PH1 - PH2 - PH3 PZ1 - PZ2 - PZ3 1 PMG Bit holder
PRICE €	12,45	16,78	14,92

Ref. EPTT1

REFERENCE	EPTT1	EPTT2	EPTT3
QUANTITY	7	7	7
CONTENT (TiN)	PH1 - PH2 PZ1 - PZ2 0,8x5,5 - 1,2x6,5 1 PMG Bit holder	T10 - T15 T20 - T25 T30 - T40 1 PMG Bit holder	PH1 - PH2 - PH3 PZ1 - PZ2 - PZ3 1 PMG Bit holder
PRICE €	35,31	40,95	34,04

SCREWDRIVER BITS SETS

PLUS & TiN 12 SCREWDRIVER BIT SETS

Ref. EPT4

REFERENCE	EPT4	EPT5
QUANTITY	12	12
CONTENT (Plus)	PH1 - PH2(2) - PH3 PZ1 - PZ2(2) - PZ3 0,6x4,5 - 0,8x5,5 - 1,2x6,5 1 PMG Bit holder	T10 - T15(2) T20(2) - T25(2) T27 - T30(2) - T40 1 PMG Bit holder
PRICE €	16,70	22,93

Ref. EPTT4

REFERENCE	EPTT4	EPTT5
QUANTITY	12	12
CONTENT (TiN)	PH1 - PH2(2) - PH3 PZ1 - PZ2(2) - PZ3 0,6x4,5 - 0,8x5,5 - 1,2x6,5 1 PCT Bit holder	T10 - T15(2) T20(2) - T25(2) T27 - T30(2) - T40 1 PCT Bit holder
PRICE €	44,47	52,31

PLUS & TiN 31 SCREWDRIVER BIT SETS

Ref. EPT6

REFERENCE	EPT6
QUANTITY	31
CONTENT (Plus)	PH1(3) - PH2(3) - PH3(3) PZ1(3) - PZ2(3) - PZ3(3) 0,6x4,5 - 0,8x5,5 - 1,2x6,5 T10 - T15 - T20 - T25 - T30 - T40 H3 - H4 - H5 1 PMG Bit holder
PRICE €	47,72

REFERENCE	EPTT6
QUANTITY	31
CONTENT (TiN)	PH1(3) - PH2(3) - PH3(3) PZ1(3) - PZ2(3) - PZ3(3) 0,6x4,5 - 0,8x5,5 - 1,2x6,5 T10 - T15 - T20 - T25 - T30 - T40 H3 - H4 - H5 1 PCT Bit holder
PRICE €	101,25

PLUS & TiN 36 SCREWDRIVER BIT SETS

Ref. EPT7

REFERENCE	EPT7
QUANTITY	36
CONTENT (Plus)	PH1(3) - PH2(3) - PH3(3) PZ1(3) - PZ2(3) - PZ3(3) 0,5 x 4 - 0,6 x 4,5 - 0,8 x 5 - 0,8 x 5,5 - 1 x 6 - 1,2 x 6,5 - 1,2 x 8 T10 - T15 - T20 - T25 - T27 - T30 - T40 H2 - H2,5 - H3 - H4 - H5 - H6 - H8 1 PMG Bit holder
PRICE €	60,43

Ref. EPTT7

REFERENCE	EPTT7*
QUANTITY	36
CONTENT (TiN)	PH1(3) - PH2(3) - PH3(3) PZ1(3) - PZ2(3) - PZ3(3) 0,5 x 4 - 0,6 x 4,5 - 0,8 x 5 - 0,8 x 5,5 - 1 x 6 - 1,2 x 6,5 - 1,2 x 8 T10 - T15 - T20 - T25 - T27 - T30 - T40 H2 - H2,5 - H3 - H4 - H5 - H6 - H8 1 PCT Bit holder
PRICE €	123,99*

*Until end of stock

SCREWDRIVER BITS SETS

45 &80 SCREWDRIVER BITS SETS

Ref. EPT45

Ref. EPT80

REFERENCE	EPT45	
QUANTITY	45	
CONTENT	PH1(2) - PH2(2) - PH3(2)	Hexagonal sockets (mm): 5 - 6 - 7 - 8 - 9 - 10 - 11 - 12 - 13 - 14
	PZ1(2) - PZ2(2) - PZ3(2)	1 Sockets adapter
	0,5x3-0,6x4,5-0,8x5,5(2)-1,2x6,5-1,6x8	1 Screwdriver bits adapter
	H2,5 - H3 - H4 - H5 - H6 - H7	1 PCR Magnetic bit holder
	T10 - T15 - T20 - T25 - T30 - T40	1 Ratched handle 72 teeth 1 Screwdriver
PRICE €	151,21	

REFERENCE	EPT80*	
QUANTITY	80	
CONTENT	PH0 - PH1 - PH2(4) - PH3(2)	C0 - C1 - C2 - C3
	PZ1- PZ2(4) - PZ3(2)	SP4 - SP6 - SP8 - SP10
	0,5x3-0,6x4,5-0,8x5,5(2)-1,2x6,5-1,6x8	HS3 - HS4 - HS5 - HS6
	H2 - H2,5 - H3 - H4 - H5 - H6 - H7 - H8	1 PCR Magnetic bit holder
	TW1 - TW2 - TW3 - TW4 - TW5	1 Screwdriver
	TQ5 - TQ6 - TQ8 - TQ10	
	T5 - T6 - T7 - T8 - T9 - T10 - T15 T20(2) - T25(2) - T27 - T30 - T40	PH1 - PH2 PZ1 - PZ2
	TS10 - TS15 - TS20 - TS25 - TS30 - TS40	T15 - T20 - T25 - T30
PRICE €	155,24*	

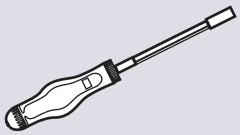

*Until end of stock

MACHINE SCREW EXTRACTORS

MICRO GRABIT



		EP
		€
EP451C	M3	55,10
EP452C	M4	55,10
EP453C	M5	55,10
EP454C	M6	55,10

1. Drill the screw
2. Flip the extractor
3. Remove

PRO GRABIT WITH 1/4" HEXAGONAL BODY

		EP
		€
EP8401C	M5	43,70
EP8402C	M6	51,63
EP8403C	M8	51,63
EP8404C	M10	54,18

1. Drill the screw
2. Flip the extractor
3. Remove

DRILL-OUT WITH PILOT DRILL (M6-M12)



		EP
		€
EP205C	M6	53,42
EP312C	M8	64,73
EP375C	M10	64,73
EP500C	M12	72,86

X-OUT WITH HEXAGONAL SHANK

		EP
		€
EP3701C	M3	43,70
EP3702C	M4	43,70
EP3703C	M5	48,57

MACHINE SCREW EXTRACTORS SETS

MICRO GRABIT

REFERENCE	EP450C
QUANTITY	4
CONTENT	M3-M4-M5-M6
PRICE €	226,00

MICRO GRABIT

REFERENCE	EP401C
QUANTITY	4
CONTENT	M6-M8-M10-M12
PRICE €	265,87

HAND SCREW EXTRACTORS SETS

HAND SCREW EXTRACTOR CLASSIC SETS

Use a BLUE-MASTER drill to make a hole where to introduce the screw extractor.
Turn the extractor anti-clockwise until the broken screw comes out.

REFERENCE	EX/1-5	EX/1-6	EX/1-8
QUANTITY	5	6	8
CONTENT	M3 - M18	M3 - M24	M3 - M45
PRICE €	23,38	31,64	73,03

Ref. EX/1-6

	for SCREWS	⧄ mm	ø	L1 mm	Ø min mm	Ø max. mm	EX €
EX/1	M3 - M6	3,2	2,5	51	1,75	3,95	2,90
EX/2	M6 - M8	4,0	3,0	60	2,20	4,80	2,90
EX/3	M8 - M11	5,1	4,5	68	3,30	6,40	3,44
EX/4	M11 - M14	6,2	6,0	76	4,75	8,40	4,26
EX/5	M14 - M18	8,6	8,0	86	6,35	11,00	5,54
EX/6	M18 - M24	12,0	11,0	95	9,50	15,00	9,38
EX/7	M24 - M33	15,9	14,0	105	12,70	19,00	25,40
EX/8	M33 - M45	20,0	21,0	111	19,00	25,00	41,61

REFERENCE	EXTT
QUANTITY	10
CONTENT	EX/1-EX/2-EX/3-EX/4-EX/5 Ref. BC3 Ø2,5-3-4,5-6-8
PRICE €	39,01

HAND SCREW EXTRACTORS SETS

	for SCREWS	⧄ mm	ø	L1 mm	Ø min mm	Ø max. mm	EFX €
EFX/1	M3-M6	2,9	2,0	50	1,9	3,2	3,69
EFX/2	M6-M8	3,9	3,2	60	2,8	5,0	3,69
EFX/3	M8-M11	4,8	4,0	68	3,2	6,5	4,35
EFX/4	M11-M14	6,7	6,4	75	5,2	9,0	5,40
EFX/5	M14-M18	8,5	7,1	85	6,4	11,0	7,00
EFX/6	M18-M25	11,8	9,5	95	9,4	15,0	11,88
EFX/7	M25-M35	14,3	12,7	106	12,8	19,0	32,16
EFX/8	M35-M45	19,5	19,5	110	19,3	25,0	52,67

Ref. EFX/1-5

REFERENCE	EFX/1-5
QUANTITY	5
CONTENT	M3 - M18
PRICE €	28,16

DIN 338 TWIST DRILL

Ref. BH2

	Ø mm	L1 x L2 mm	⬡	BH2 €
BH20200	2,00	61 x 33	1/4"	7,52
BH20300	3,00	61 x 33	1/4"	7,69
BH20400	4,00	75 x 43	1/4"	8,14
BH20500	5,00	86 x 52	1/4"	10,12
BH20600	6,00	93 x 57	1/4"	10,93
BH20700	7,00	109 x 69	1/4"	13,78
BH20800	8,00	117 x 75	1/4"	15,47
BH20900	9,00	125 x 81	1/4"	17,40
BH21000	10,00	133 x 87	1/4"	19,38

REFERENCE	BH29335	BH29333
QUANTITY	5	8
QUALITY	HSS	HSS
CONTENT	Ø 3-4-5-6-8 mm	Ø 3-4-5-6-7-8-9-10 mm
PRICE €	53,15	71,10

1/4" HEXAGONAL SHANK TOOLS

EXTRA SHORT METAL DRILL

Ref. BC59

HSS-G



	Ø mm	L1 x L2 mm		BC59 €	BC59CR €
BC590100	1,00	34 x 12	1/4"	7,52	-
BC590150	1,50	34 x 12	1/4"	7,52	-
BC590200	2,00	34 x 12	1/4"	7,52	7,52
BC590250	2,50	36 x 14	1/4"	7,52	7,52
BC590300	3,00	38 x 16	1/4"	7,52	7,52
BC590330	3,30	40 x 18	1/4"	7,52	7,52
BC590350	3,50	40 x 18	1/4"	7,52	7,52
BC590400	4,00	44 x 20	1/4"	7,52	7,52
BC590420	4,20	45 x 20	1/4"	7,52	7,52
BC590450	4,50	46 x 24	1/4"	7,52	7,52
BC590500	5,00	50 x 26	1/4"	7,52	7,52
BC590550	5,50	50 x 26	1/4"	8,21	8,21
BC590600	6,00	50 x 26	1/4"	8,21	8,21
BC590650	6,50	50 x 30	1/4"	8,21	8,21
BC590680	6,80	50 x 30	1/4"	8,21	8,21
BC590700	7,00	50 x 30	1/4"	8,21	8,21
BC590750	7,50	51 x 32	1/4"	9,29	9,29
BC590800	8,00	51 x 32	1/4"	9,29	9,29
BC590850	8,50	53 x 33	1/4"	9,29	9,29
BC590900	9,00	53 x 33	1/4"	11,21	11,21
BC590950	9,50	54 x 38	1/4"	11,21	11,21
BC591000	10,00	54 x 38	1/4"	11,21	11,21
BC591020	10,20	54 x 38	1/4"	11,21	11,21

DRILL TAP COUNTERSINK

Ref. MAHM

HSS-G

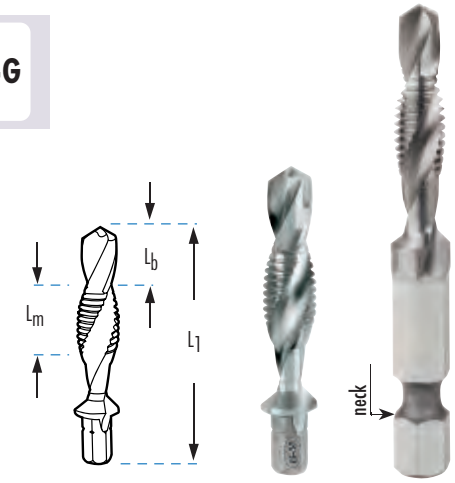

	L1 x Lb x Lm mm		MAHM €	MAHMCR €
M 3 x 0,50	36 x 5 x 6	1/4"	24,53	24,53
M 4 x 0,70	39 x 6 x 7	1/4"	24,53	24,53
M 5 x 0,80	41 x 8 x 8	1/4"	25,60	25,60
M 6 x 1,00	44 x 8 x 10	1/4"	26,66	26,66
M 8 x 1,25	50 x 10 x 11	1/4"	36,86	36,86
M 10 x 1,50	59 x 11 x 11	1/4"	44,47	44,47

REFERENCE	MAH9327CR
QUANTITY	5
DRILL REFERENCE	MAHMCR
CONTENT	M4-M5-M6-M8-M10
PRICE €	182,64

HSS-G TAP

Ref. M

HSS-G

	L1 x L2 mm		M €	MCR €
M 3 x 0,50	33 x 11	1/4"	8,90	8,90
M 4 x 0,70	35 x 12	1/4"	8,90	8,90
M 5 x 0,80	36 x 15	1/4"	11,34	11,34
M 6 x 1,00	39 x 18	1/4"	11,34	11,34
M 8 x 1,25	40 x 19	1/4"	15,70	15,70
M 10 x 1,50	41 x 21	1/4"	19,39	19,39

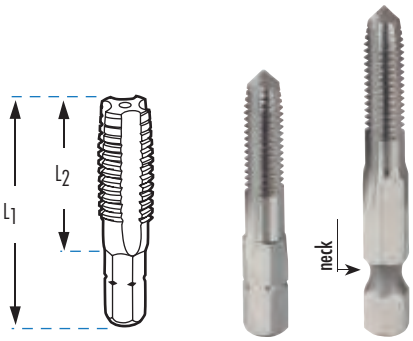

1/4" HEXAGONAL SHANK TOOLS

HSSCo STEP CUT DRILL-TAP WITH COUNTERSINK

NEW

Ref. MTKM

DIN 13 60° p | HSSCo 5% | BRIGHT | TOL 6H | D REDUCED SHANK | 1/4"

STEPCUT

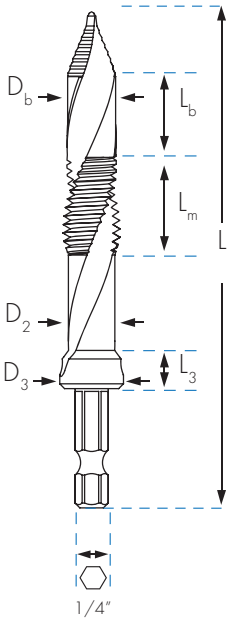

		Lb mm	Lm mm	L3 mm	L mm	Db mm	D2 mm	D3 mm	⬡	MTKM €
M 3x0,50	D	7,0	6,0	6,0	57,0	2,5	2,2	7,3	1/4"	**28,21**
M 4x0,70	D	7,0	8,5	6,0	62,0	3,3	3,0	7,3	1/4"	**28,21**
M 5x0,80	D	9,0	10,0	6,0	69,0	4,2	3,7	7,3	1/4"	**29,44**
M 6x1,00	D	10,0	12,0	6,0	73,0	5,0	4,5	7,3	1/4"	**30,66**
M 8x1,25	D	12,0	16,0	6,0	87,0	6,8	6,3	9,4	1/4"	**42,38**
M 10x1,50	D	14,0	20,0	6,0	96,0	8,5	8,0	11,4	1/4"	**51,14**
M 12x1,75	D	16,0	24,0	8,0	112,0	10,3	9,8	13,4	1/4"	**56,36**

3 CUTS COUNTERSINKS

Ref. AV22

HSS-G

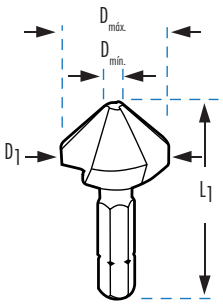

D1 mm	L1 mm	D min. -D max. mm	⬡	AV22 €
6,30	31	1,50 - 5,8	1/4"	**22,65**
8,30	31	2,00 - 7,8	1/4"	**22,65**
10,40	34	2,50 - 10,0	1/4"	**24,27**
12,40	35	2,80 - 12,0	1/4"	**25,89**
16,50	40	3,20 - 16,0	1/4"	**27,73**
20,50	41	3,50 - 20,0	1/4"	**33,27**

DEBURRING COUNTERSINK

Ref. AV1...CR

HSS | 90° | 1/4"

Ref. AV101CR
Ref. AV102CR

Ref. AV103CR
Ref. AV104CR

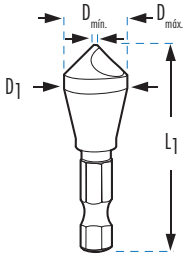

	D1 mm	L1 mm	D min. -D max. mm	⬡	AV1..CR €
AV101CR	10,00	40	2,0 - 5,0	1/4"	**22,66**
AV102CR	14,00	42	5,0 - 10,0	1/4"	**28,33**
AV103CR	17,00	45	5,0 - 13,0	1/4"	**50,73**
AV104CR	25,00	55	7,0 - 20,0	1/4"	**90,60**

1/4" HEXAGONAL SHANK TOOLS

PROFESSIONAL MASONRY DRILL

Ref. BWH

	Ø mm	L1 x L2 mm	⬡	BWH €
BWH03	3	70 x 30	1/4"	3,23
BWH04	4	70 x 30	1/4"	3,50
BWH05	5	85 x 45	1/4"	3,79
BWH06	6	100 x 50	1/4"	4,21
BWH07	7	100 x 50	1/4"	4,95
BWH08	8	120 x 70	1/4"	5,72
BWH09	9	120 x 70	1/4"	6,85
BWH10	10	120 x 70	1/4"	7,67
BWH11	11	150 x 80	1/4"	9,54
BWH12	12	150 x 80	1/4"	10,78
BWH13	13	150 x 80	1/4"	13,27
BWH14	14	150 x 80	1/4"	15,46

WOOD WORKING DRILL

Ref. BMH



	Ø mm	L1 x L2 mm	⬡	BMH €
BMH03	3	59 x 35	1/4"	2,07
BMH04	4	74 x 41	1/4"	2,17
BMH05	5	82 x 55	1/4"	2,15
BMH06	6	88 x 58	1/4"	2,90
BMH07	7	110 x 70	1/4"	3,29
BMH08	8	110 x 70	1/4"	3,42
BMH09	9	110 x 70	1/4"	3,56
BMH10	10	115 x 75	1/4"	3,94
BMH11	11	135 x 85	1/4"	4,60
BMH12	12	135 x 85	1/4"	5,40
BMH13	13	135 x 90	1/4"	8,45
BMH14	14	145 x 95	1/4"	10,51

REFERENCE	BWH9318	BWH9327	BWH9319	BMH9335	BMH9333
QUANTITY	5	5	8	5	8
APPLICATION	CONCRETE	CONCRETE	CONCRETE	WOOD	WOOD
CONTENT	Ø 3 - 4 - 5 - 6 - 8 mm	Ø 4 - 5 - 6 - 8 - 10 mm	Ø 3 - 4 - 5 - 6 - 7 - 8 - 9 - 10 mm	Ø 3 - 4 - 5 - 6 - 8 mm	Ø 3 - 4 - 5 - 6 - 7 - 8 - 9 - 10 mm
PRICE €	27,28	32,92	37,70	16,93	22,33

1/4" HEXAGONAL SHANK DRILL BOXES

Ref. EB

Ref. EMBP

CONTENT

	HSS-G	HSS-G			€
EM	M3 - M4 - M5 - M6 M8 - M10	-	-	-	72,19
EMBP	M3 - M4 - M5 - M6 M8 - M10	Ø 2,50 - 3,30 - 4,20 5 - 6,80 - 8,50	-	-	104,08
EBM	-	-	M3 - M4 - M5 - M6 M8 - M10	-	158,91
EA	-	-	-	Ø 6,30 - 8,30 - 10,40 12.40 - 16.50 - 20.50	145,70
EB	-	Ø 1 - 10 mm x 0,50	-	-	121,39

BLUE-MASTER® by celesa

2026 PRICE LIST

GROSS PRICE 2025 + 7%

Effective from 4 May 2026

WOOD MILLING CUTTERS

STRAIGHT BIT

Ref. FRC1

CARBIDE TIPPED

1 Z 2 Z

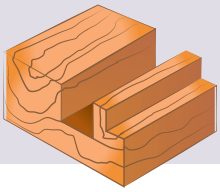

Ref. FRC10500

							FRC1
	Z	D	B	d	A	E	€
FRC10300	1Z	3,0	8,0	8,0	32,0	51,0	**27,66**
FRC10400	1Z	4,0	8,0	8,0	33,6	51,0	**27,66**
FRC10500	1Z	5,0	12,5	8,0	29,7	51,0	**29,75**
FRC10600	2Z	6,0	16,0	8,0	-	48,0	**29,75**
FRC10800	2Z	8,0	20,0	8,0	-	51,0	**30,88**
FRC11000	2Z	10,0	20,0	8,0	-	51,0	**30,88**
FRC11200	2Z	12,0	20,0	8,0	-	51,0	**33,12**

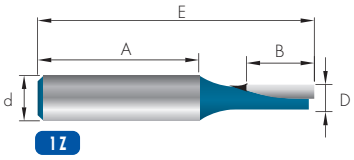

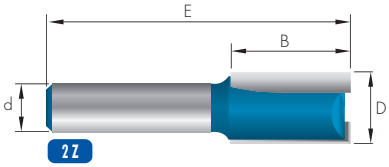

STRAIGHT BIT WITH CENTRE TIP

Ref. FRC2

CARBIDE TIPPED

1 Z 2 Z

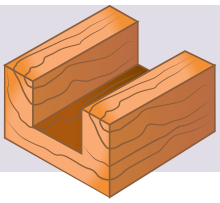

Ref. FRC21400



							FRC2
	Z	D	B	d	A	E	€
FRC20300	1Z	3,0	11,0	8,0	29,0	51,0	**24,06**
FRC20400	2Z	4,0	11,0	8,0	-	51,2	**24,06**
FRC20500	2Z	5,0	11,0	8,0	-	51,2	**25,87**
FRC20600	2Z	6,0	19,5	8,0	-	51,0	**25,87**
FRC20760	2Z	7,6	21,0	8,0		58,0	**25,87**
FRC20800	2Z	8,0	20,0	8,0	-	51,0	**25,87**
FRC21000	2Z	10,0	20,0	8,0	-	51,0	**26,85**
FRC21200	2Z	12,0	20,0	8,0	-	51,0	**28,80**
FRC21400	2Z	14,0	20,0	8,0	-	51,0	**30,93**
FRC21600	2Z	16,0	20,0	8,0	-	51,0	**33,30**
FRC21800	2Z	18,0	20,0	8,0	-	51,0	**34,56**
FRC22000	2Z	20,0	20,0	8,0	-	51,0	**37,53**
FRC22200	2Z	22,0	25,0	8,0	-	56,0	**38,99**
FRC22400	2Z	24,0	10,0	8,0		42,5	**40,02**

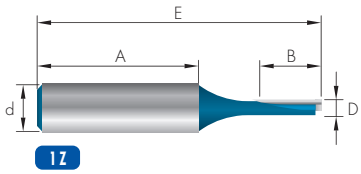

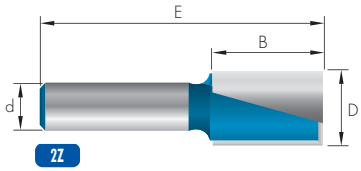

RABBETING BIT

Ref. FRC3

CARBIDE TIPPED

2 Z

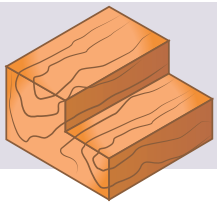

Ref. FRC32860

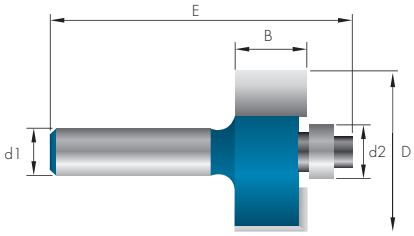

	D	B	d1	d2	E	FRC3 €
FRC32860	28,6	12,7	8,0	9,5	53,4	**46,59**

FLUSH TRIM BIT

Ref. FRC4

CARBIDE TIPPED

2 Z

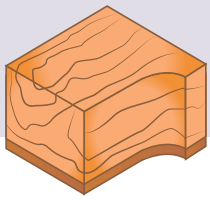

Ref. FRC41270

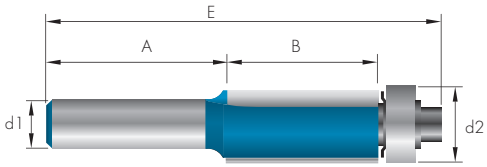

	d2	B	d1	A	E	FRC4 €
FRC41270	12,7	25,4	8,0	30,0	67,0	**36,55**

V GROOVING BIT (90º)

Ref. FRC5

CARBIDE TIPPED

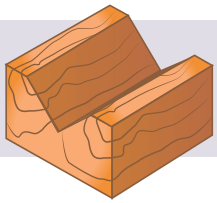

Ref. FRC51900

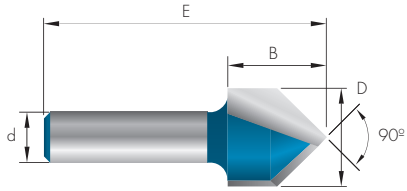

	D	B	d	E	FRC5 €
FRC51270	12,7	12,7	8,0	45,5	**30,07**
FRC51600	16,0	15,9	8,0	45,7	**33,96**
FRC51900	19,0	16,0	8,0	51,5	**40,13**

DOVETAIL CUTTER

Ref. FRC6

CARBIDE TIPPED

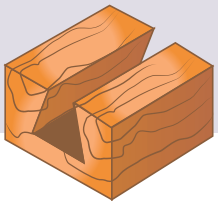

Ref. FRC61270

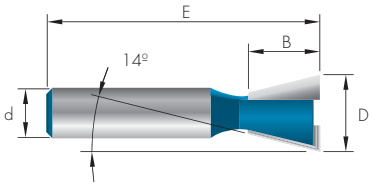

	D	B	d	E	FRC6 €
FRC61270	12,7	11,8	8,0	45	**45,24**

CHAMFER BIT

Ref. FRC7

CARBIDE TIPPED

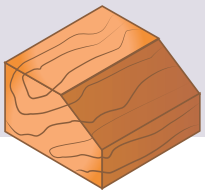

Ref. FRC73200

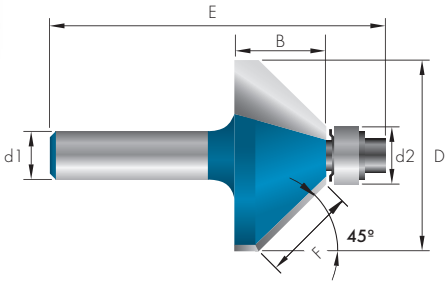

	D	B	d1	d2	E	F	FRC7 €
FRC73200	32,0	15,0	8,0	9,5	56	15,7	**42,41**

ROUND NOSE BIT

Ref. FRC8

CARBIDE TIPPED

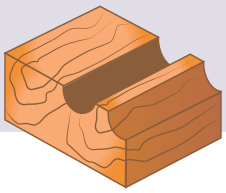



Ref. FRC81270

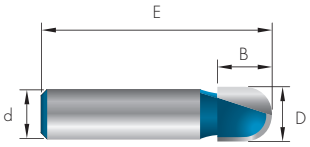

	D	B	d	E	FRC8 €
FRC80950	9,5	9,5	8,0	40	**37,23**
FRC81270	12,7	12,7	8,0	40	**39,75**

COVE BIT

Ref. FRC9

CARBIDE TIPPED

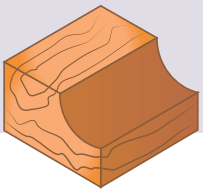

Ref. FRC92850

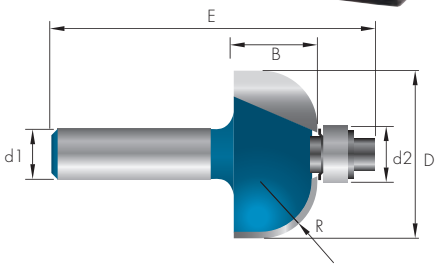

	D	B	d1	d2	E	R	FRC9 €
FRC92850	28,5	14,1	8,0	9,5	50,0	9,5	**57,18**
FRC93500	35,0	16,0	8,0	9,5	59,0	12,7	**67,84**

BEADING BIT

Ref. FRC10

CARBIDE TIPPED

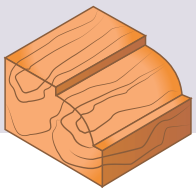

Ref. FRC102860

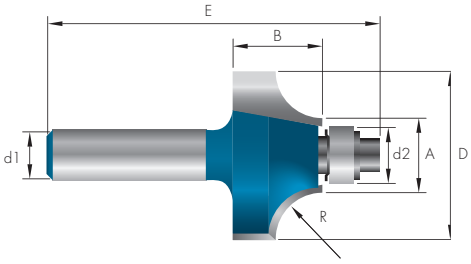

	D	B	d1	A	E	d2	R	FRC10 €
FRC102540	25,4	13,5	8,0	12,7	54,0	9,5	6,35	**62,51**
FRC102860	28,6	15,2	8,0	12,7	57,0	9,5	7,95	**65,93**
FRC103180	31,8	16,5	8,0	12,7	56,0	9,5	9,55	**70,96**
FRC103810	38,1	19,0	8,0	12,7	59,0	9,5	12,7	**82,56**

ROUNDOVER BIT

Ref. FRC11

CARBIDE TIPPED

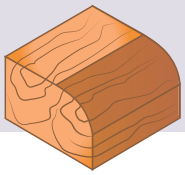

Ref. FRC112860

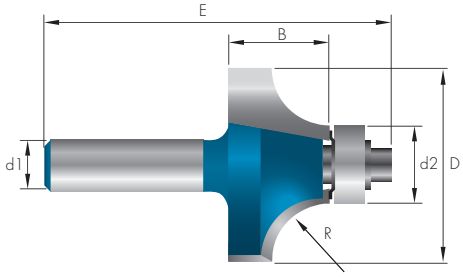

	D	B	d1	d2	E	R	FRC11 €
FRC112500	25,0	13,5	8,0	12,7	55,0	6,35	**62,51**
FRC112860	28,6	15,2	8,0	12,7	57,0	7,95	**65,93**
FRC113180	31,8	16,5	8,0	12,7	57,0	9,55	**70,96**
FRC113810	38,1	16,5	8,0	12,7	59,0	12,7	**82,56**

ROMAN OGEE BIT

Ref. FRC12

CARBIDE TIPPED

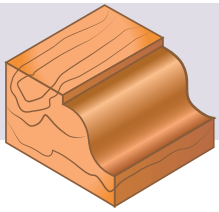

Ref. FRC123500

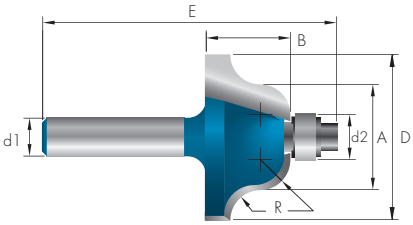

	D	B	d1	A	E	d2	R	FRC12 €
FRC123500	35,0	17,8	8,0	22,2	62,0	9,5	6,35	**88,85**

CLASSICAL ROMAN OGEE BIT

Ref. FRC13

CARBIDE TIPPED

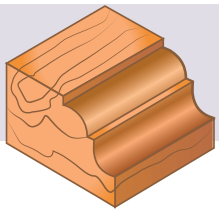

Ref. FRC133500

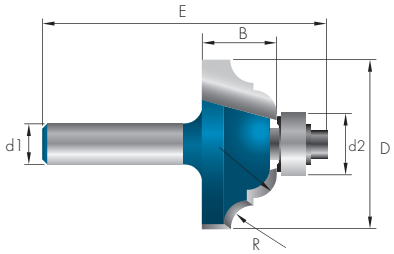

	D	B	d1	d2	E	R	FRC13 €
FRC133500	35,0	15,4	8,0	12,7	59,0	6,35	**59,38**

ROMAN OGEE BIT

Ref. FRC14

CARBIDE TIPPED

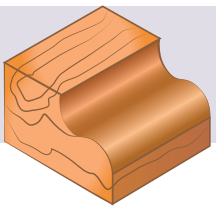

Ref. FRC143180

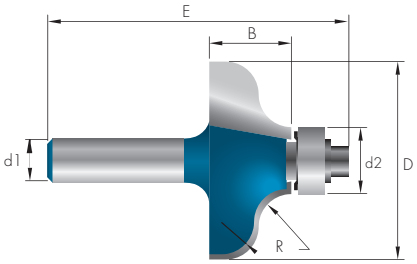

	D	B	d1	d2	E	R	FRC14 €
FRC143180	31,8	12,6	8,0	12,7	55,0	4,8	**69,46**
FRC143810	38,1	15,8	8,0	12,7	58,0	6,3	**79,36**

BLUE-MASTER® by celesa

2026 PRICE LIST

GROSS PRICE 2025 + 7%

Effective from 4 May 2026

CONSTRUCTION DRILL BITS

DIAMOND DRILL BITS FOR VERY HARD MATERIALS LIKE STONEWARE, HARD CERAMIC, ETC

PD:
Diamond interchangeable point cutters.

CPD:
Body length.
Available in 50 or 100 mm

HPD:
Shank with internal water cooling.

PD			CPD		CPD-100		HPD	
	Ø mm	€		€		€		€
PD0500	5,00	21,54	CPD0500	30,23	CPD0500-100	43,09	HPD1	220,44
PD0600	6,00	25,58	CPD0600	31,31	CPD0600-100	43,09		
PD0650	6,50	25,58						
PD0800	8,00	43,09						
PD0850	8,50	43,09	CPD0850	34,55	CPD0850-100	48,47		
PD0900	9,00	47,12						
PD1000	10,00	47,12						
PD1050	10,50	47,12	CPD1050	34,55	CPD1050-100	48,47		
PD1200	12,00	53,86						
PD1450	14,50	61,94	CPD1450	40,49	CPD1450-100	53,86	HPD2	273,35
PD1600	16,00	68,67			CPD1600-100	53,86		
PD1800	18,00	76,74			CPD1800-100	53,86		
PD2000	20,00	90,20			CPD2000-100	59,24		

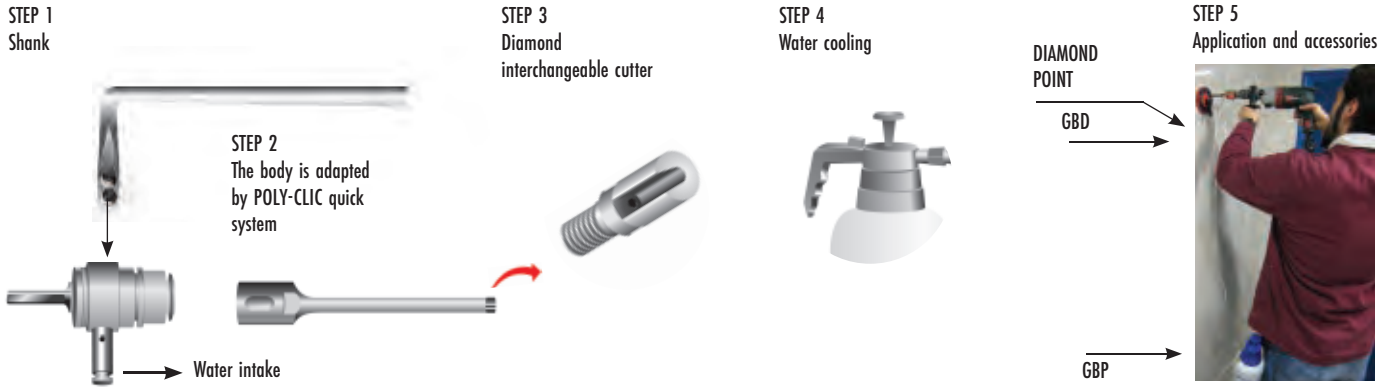

GUIDE FOR CENTERING DRILLS AND DIAMOND CUTTERS

- 8 holes: Ø 4 - 5 - 6 - 6,5 - 8 - 10 - 12 - 13 mm
- Easy adaptation of cooling system.
- Fixing with suction pad for a perfect adherence in plane surfaces.
- Center drilling and cooling in glass, stoneware, hard tiles, etc.

GBD
23,90 €

CAN FOR WATER REFRIGERATION

GBP
9,73 €

- Capacity: 1,1L.

PROFESSIONAL HIGH PERFORMANCE TILE BITS

Ref. BW9

Revolutionary tip geometry

Extra Professional Series

- The innovation of this drill bit comes from its carbide grade, the welding technique and its revolutionary geometry.
- For use with portable or electric drill in rotary mode.
- Always cooling with water, using preferably the CGB guide.

APPLICATIONS:

- For hard and abrasive ceramics, as stoneware or hard tile. This high performance bit will make a hole where all the others have failed.

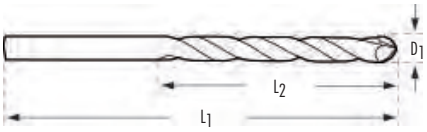

	D1 mm	L1x L2 mm	BW9 €
BW90300	3,0	85 x 40	25,06
BW90350	3,5	85 x 40	25,06
BW90400	4,0	85 x 45	25,06
BW90450	4,5	85 x 45	25,06
BW90500	5,0	85 x 45	26,50
BW90550	5,5	100 x 60	27,02
BW90600	6,0	100 x 60	27,72
BW90650	6,5	100 x 60	28,23
BW90700	7,0	125 x 70	31,72
BW90750	7,5	125 x 70	32,31
BW90800	8,0	125 x 70	34,40
BW90850	8,5	125 x 70	35,04
BW90900	9,0	150 x 85	41,69
BW91000	10,0	150 x 85	41,69
BW91050	10,5	150 x 85	55,11
BW91100	11,0	150 x 85	54,11

REFERENCE	BW99325	BW99318
QUANTITY	4	5
QUALITY	EXTRA-PROFESSIONAL	EXTRA-PROFESSIONAL
CONTENT	Ø 4 - 5 - 6 - 8 mm	Ø 3 - 4 - 5 - 6 - 8 mm
PRICE €	117,37	142,97

WATER COOLING GUIDE WITH TANK

CUTTING SPEED R.P.M.		
Ø mm	R.P.M. Max.	R.P.M. Min.
3,0	1350	1100
4,0	1200	1000
5,0	1100	920
6,0	1000	830
7,0	900	740
8,0	800	650
9,0	700	550
10,0	600	500
11,0	550	450

- Guide to drill 5-6-7-8-10-12-15-35 mm

CGB
11,08 €

STANDARD HIGH PERFORMANCE TILE BITS

Ref. BW7

Standard series

- Always drill in rotary mode
- Always cooling with water, using preferably the CGB guide.

APPLICATIONS:

- Very hard and abrasives ceramics, tile...

- Special application: Due to its cutting geometry this drill is also recommended to drill broken screws and also HARDOX 450 and lowers.

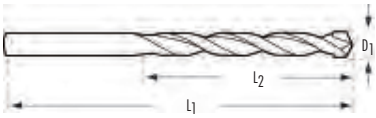

	D1 mm	L1x L2 mm		BW7 €
BW703	3,0	60 x 32	1	7,10
BW704	4,0	75 x 43	1	7,10
BW705	5,0	85 x 50	1	7,22
BW706	6,0	100 x 60	1	7,22
BW707	7,0	100 x 62	1	9,98

Blister: 190x60 mm.

	D1 mm	L1x L2 mm		BW7 €
BW708	8,0	120 x 80	1	11,56
BW709	9,0	120 x 82	1	12,23
BW710	10,0	120 x 82	1	12,58
BW712	12,0	150 x 101	1	25,46
BW713	13,0	150 x 92	1	27,68

Blister: 230x60 mm.

REFERENCE	BW79325
QUANTITY	4
QUALITY	STANDARD
CONTENT	Ø 4 - 5 - 6 - 8 mm
PRICE €	37,25

WATER COOLING GUIDE WITH TANK

CUTTING SPEED R.P.M.		
Ø mm	R.P.M. Max.	R.P.M. Min.
4,0	1000	830
5,0	900	740
6,0	800	650
8,0	600	500
10,0	500	400

CGB
11,08 €

- Guide to drill 5-6-7-8-10-12-15-35 mm

GLASS AND TILE DRILL BITS

Ref. BW13

Extra Professional series

- Always drill in rotary mode.
- Cool down the drill bit while being used.
- 4 teeth sharpening provides high performance, less effort, and better hole quality.

APPLICATIONS:

- Glass, Tile and Phenolic compact panel.
- The solution for drilling PHENOLIC PANEL (toilet screens, changing room lockers, even all types of boards or countertops made with phenolic panel).
- PERFECT finishing, the phenolic board does not chip off NEITHER WHEN INTRODUCING NOR WHEN REMOVING THE DRILL.

CUTTING SPEED R.P.M.

Ø mm	R.P.M.
3 - 6	900
8 - 10	700
12 - 14	600

	D1 mm	D2 mm	L1 mm	BW13 €
BW1303	3,0	2,5	62	9,06
BW1304	4,0	3,0	65	9,82
BW1305	5,0	4,0	68	10,42
BW1306	6,0	4,0	72	11,01
BW1308	8,0	6,0	80	11,98
BW1310	10,0	8,0	90	16,75
BW1312	12,0	10,0	100	23,33
BW1314	14,0	10,0	100	26,57
BW1316	16,0	10,0	100	31,25
BW1318	18,0	10,0	110	34,25
BW1320	20,0	10,0	110	35,36
BW1322	22,0	10,0	120	38,36
BW1325	25,0	10,0	120	40,05

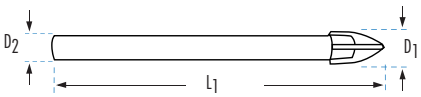

REFERENCE	BW139325
QUANTITY	4
QUALITY	PROFESSIONAL
CONTENT	Ø 4 - 5 - 6 - 8 mm
PRICE €	49,14

GLASS DRILL BIT

Ref. BC90B



Standard series

	D1 mm	D2 mm	L1 mm	BC90B €
BC9003B	3,0	2,5	65	6,65
BC9004B	4,0	3,0	65	7,27
BC9005B	5,0	4,0	65	7,72
BC9006B	6,0	4,0	65	8,16
BC9008B	8,0	6,0	70	9,03
BC9010B	10,0	8,0	80	12,64
BC9012B	12,0	10,0	80	17,60
BC9014B	14,0	10,0	80	19,68

REFERENCE	BC909325
QUANTITY	4
QUALITY	STANDARD
CONTENT	Ø 4 - 5 - 6 - 8 mm
PRICE €	34,14

CARBIDE TIPPED TILE DRILLS PROFESSIONAL QUALITY

NEW

Ref. BW5

Professional series

- Always drill in rotary mode.
- Cool down the drill bit while being used.
- Special high performance carbide tip for easy drilling, less effort, and better hole quality.

APPLICATIONS:
- Tile, Hard Ceramic, Slate, Glass, etc.

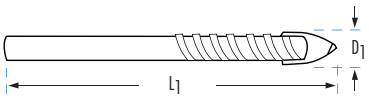

	D1 mm	L1x L2 mm	BW5 €
BW50300	3,0	80 x 40	**7,10**
BW50400	4,0	80 x 40	**7,10**
BW50500	5,0	80 x 40	**7,22**
BW50600	6,0	80 x 40	**7,22**
BW50700	7,0	80 x 40	**9,98**
BW50800	8,0	100 x 60	**11,56**
BW50900	9,0	100 x 60	**12,23**
BW51000	10,0	100 x 60	**12,58**
BW51200	12,0	100 x 60	**25,46**
BW51300	13,0	100 x 60	**27,68**

DIAMOND TILE DRILL BIT

Ref. CPS

Dry Working

Diamond series





- Always drill with rotary mode
- CPS may drill ceramics without water thanks to its innovative mechanism of autolubrication with paraffin. Nevertheless, by using water you'll increase the performance of the drill dramatically.
- Start drilling with an angle between 15º and 30º and then keep on drilling horizontally. No guide needed.
- Drill ceramics with soft circulary movements to make easier the further extraction of the core
- Before finishing, stop pushing strongly to avoid the core to get stucked inside the holesaw.
- It's suitable to extract manually the perforated core, after each drilling operation.
- More holes in less time and with less effort.
- The internal tank of paraffin can not be refilled.

Diamond holesaw for dry drilling
M14x2 shank available
Ref.CSE Ø 5-83 mm Page 601

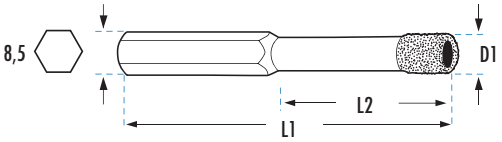

	D1 mm	⬡	L1x L2 mm	CPS €
CPS05	5,0	8,5	67 x 33	**32,24**
CPS06	6,0	8,5	67 x 33	**32,71**
CPS08	8,0	8,5	80 x 33	**36,17**
CPS10	10,0	8,5	80 x 33	**44,40**
CPS12	12,0	8,5	80 x 33	**52,51**
CPS14	14,0	8,5	80 x 33	**57,87**
CPS15	15,0	8,5	80 x 33	**59,81**
CPS20	20,0	8,5	80 x 50	**65,45**
CPS22	22,0	8,5	80 x 50	**71,94**
CPS25	25,0	8,5	80 x 50	**76,41**
CPS30	30,0	8,5	80 x 50	**83,09**

REFERENCE	**CPS9328**
QUANTITY	4
CONTENT	Ø 5 - 6 - 8 -10 mm
PRICE €	**145,53**

CAN OF PARAFFIN LUBRICANT

PACSE
9,17 €

WATER COOLING GUIDE WITH TANK

CUTTING SPEED R.P.M.

Ø mm	R.P.M. Max.	R.P.M. Min.
4,0	1000	830
5,0	900	740
6,0	800	650
8,0	600	500
10,0	500	400



CGB
11,08 €

- Guide to drill 5-6-7-8-10-12-15-35 mm

DIAMOND TILE DRILL BIT

Ref. **CPH**

Diamond series



- Always drill with rotary mode.
- Cooling with plenty of water during the drilling operation.
- CPH drill may drill ceramics whenever some water will be between the diamond and the piece to be machined.
- Never put the CPH Drill in water after drilling operations. Once the drill achieve high temperatures, let it getting cooled by the air.
- Start drilling with an angle between 15º and 30º and then keep on drilling horizontally. No guide needed.
- Drill ceramics with soft circulary movements to make easier the further extraction of the core.
- Before finishing, stop pushing strongly to avoid the core to get stucked inside the holesaw.
- Extract the perforated core by the lateral opening.
- More holes in less time and with less effort.

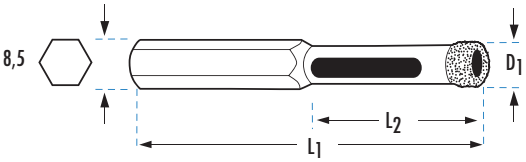

	D1 mm	⬡	L1x L2 mm	CPH €
CPH05	5,0	8,5	55 x 25	**19,05**
CPH06	6,0	8,5	55 x 25	**20,42**
CPH08	8,0	8,5	55 x 25	**26,76**
CPH10	10,0	8,5	55 x 25	**28,23**
CPH12	12,0	8,5	55 x 25	**34,83**
CPH14	14,0	8,5	55 x 25	**39,51**

REFERENCE	**CPH9328**
QUANTITY	4
CONTENT	Ø 5 - 6 - 8 -10 mm
PRICE €	**94,47**

WATER COOLING GUIDE WITH TANK

CGB
11,08 €

- Guide to drill 5-6-7-8-10-12-15-35 mm

CUTTING SPEED R.P.M.		
Ø mm	R.P.M. Max.	R.P.M. Min.
4,0	1000	830
5,0	900	740
6,0	800	650
8,0	600	500
10,0	500	400

DIAMOND TILE DRILL BIT

NEW

Ref. CAH

Diamond series

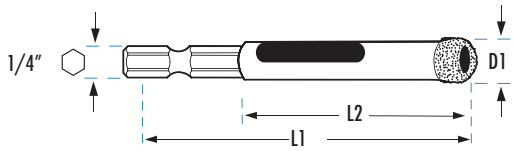

- Always drill with rotary mode.
- Cooling with plenty of water during the drilling operation.
- CPH drill may drill ceramics whenever some water will be between the diamond and the piece to be machined.
- Never put the CPH Drill in water after drilling operations. Once the drill achieves high temperatures, let it getting cooled by the air.
- Start drilling with an angle between 15º and 30º and then keep on drilling horizontally. No guide needed.
- Drill ceramics with soft circulary movements to make easier the further extraction of the core.
- Before finishing, stop pushing strongly to avoid the core to get stucked inside the holesaw.
- Extract the perforated core by the lateral opening.
- More holes in less time and with less effort.

				CAH
	D1 mm	⬡	L1x L2 mm	€
CAH05	5,0	1/4	65 x 30	**19,05**
CAH06	6,0	1/4	65 x 30	**20,42**
CAH07	7,0	1/4	65 x 30	**23,25**
CAH08	8,0	1/4	65 x 30	**26,76**
CAH10	10,0	1/4	65 x 30	**28,23**
CAH12	12,0	1/4	65 x 30	**34,83**
CAH14	14,0	1/4	65 x 30	**39,51**
CAH15	15,0	1/4	65 x 30	**59,81**
CAH16	16,0	1/4	65 x 30	**62,36**
CAH18	18,0	1/4	65 x 30	**64,25**
CAH20	20,0	1/4	65 x 30	**65,45**
CAH22	22,0	1/4	65 x 30	**71,94**
CAH25	25,0	1/4	65 x 30	**76,41**
CAH28	28,0	1/4	65 x 30	**77,36**
CAH30	30,0	1/4	65 x 30	**83,09**
CAH32	32,0	1/4	65 x 30	**89,36**
CAH35	35,0	1/4	65 x 30	**96,36**

ELECTRODEPOSITED DIAMOND HOLESAW FOR GLASS

Ref. BC70..B

Diamond series

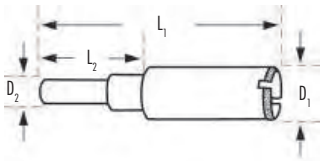

Given the characteristics and small diameter of these holesaws it is important to keep in mind that they do not come with a pilot drill. For portable drilling machines, we highly recommend making an exterior guide (see picture). In stationary machines, both workpiece and the machine should be securely fastened.

					BC70..B
	D1 mm	D2 mm	L2 mm	L1 mm	€
BC700400B	4,0	6,0	25	45	**8,46**
BC700500B	5,0	6,0	25	45	**10,28**
BC700600B	6,0	6,0	30	66	**12,00**
BC700700B	7,0	6,0	30	66	**13,72**
BC700800B	8,0	6,0	30	66	**14,69**
BC700900B	9,0	6,0	30	66	**16,38**
BC701000B	10,0	6,0	30	66	**18,10**
BC701200B	12,0	6,5	20	66	**22,48**
BC701400B	14,0	6,5	20	66	**28,60**
BC701500B	15,0	6,5	20	66	**33,02**
BC701600B	16,0	6,5	20	66	**36,57**
BC701800B	18,0	6,5	20	66	**40,11**
BC702000B	20,0	6,5	20	66	**43,51**

CARBIDE TIPPED HAMMER DRILLS

Ref. BW1

★★ | DIN 8039 | 12,70 | Standard series



	SHORT SERIES			LONG SERIES					
					150 mm			200 mm	
D1 mm		L1x L2 mm	€		L1x L2 mm	€		L1x L2 mm	€
3	BW103	70x30	**1,41**						
4	BW104	70x30	**1,43**						
5	BW105	85x45	**1,56**	BW105X150	150x80	**2,78**			
6	BW106	100x50	**1,73**	BW106X150	150x80	**2,78**	BW106X200	200x125	**5,40**
7	BW107	100x50	**2,05**	BW107X150	150x80	**3,53**			
8	BW108	120x70	**2,26**	BW108X150	150x80	**4,00**	BW108X200	200x125	**5,40**
9	BW109	120x70	**2,60**	BW109X150	150x80	**4,66**			
10	BW110	120x70	**2,76**	BW110X150	150x80	**5,22**	BW110X200	200x125	**6,77**
11	BW111	150x80	**4,03**						
12	BW112	150x80	**4,67**				BW112X200	200x125	**7,45**
13	BW113*	150x80	**5,35**						
14	BW114*	150x80	**6,84**				BW114X200*	200x125	**9,86**
15	BW115*	160x80	**8,83**						
16	BW116*	160x80	**10,19**				BW116X200*	200x125	**14,61**
18	BW118*	160x80	**12,11**				BW118X200*	200x125	**16,65**
20	BW120*	160x80	**14,87**						
22	BW122*	160x80	**17,31**						
24	BW124*	160x80	**22,63**						
25	BW125*	160x80	**21,59**						
30	BW130*	160x80	**42,85**						

	EXTRA LONG SERIES								
		300 mm			400 mm			600 mm	
D1 mm		L1x L2 mm	€		L1x L2 mm	€		L1x L2 mm	€
6	BW106X300	300x210	**6,99**	BW106X400	400x280	**8,59**			
8	BW108X300	300x210	**6,99**	BW108X400	400x280	**9,46**			
10	BW110X300	300x210	**8,29**	BW110X400	400x280	**10,17**	BW110X600	600x480	**12,44**
12	BW112X300	300x210	**9,46**	BW112X400	400x280	**12,47**	BW112X600	600x480	**15,64**
13	BW113X300*	300x210	**11,19**	BW113X400*	400x280	**12,95**	BW113X600*	600x480	**16,48**
14	BW114X300*	300x210	**11,50**	BW114X400*	400x280	**13,73**	BW114X600*	600x480	**18,67**
15	BW115X300*	300x210	**15,50**	BW115X400*	400x280	**16,89**	BW115X600*	600x480	**22,20**
16	BW116X300*	300x210	**15,43**	BW116X400*	400x280	**18,10**	BW116X600*	600x480	**24,65**
18	BW118X300*	300x210	**17,51**	BW118X400*	400x280	**20,51**	BW118X600*	600x480	**28,12**
20	BW120X300*	300x210	**20,97**	BW120X400*	400x280	**23,92**	BW120X600*	600x480	**33,59**
22	BW122X300*	300x210	**26,56**	BW122X400*	400x280	**34,72**	BW122X600*	600x480	**40,53**
24	BW124X300*	300x210	**39,52**	BW124X400*	400x280	**39,96**	BW124X600*	600x480	**52,31**
25	BW125X300*	300x210	**39,96**	BW125X400*	400x280	**42,65**	BW125X600*	600x480	**52,86**

* 12,70 From Ø 13 mm all the drills have reduced shank

CARBIDE TIPPED HAMMER DRILLS IN PLASTIC BOXES

Ref. BW1

★ ★ DIN 8039

Standard series

REFERENCE	BW19325	BW19328	BW19318
QUANTITY	4	4	5
QUALITY	STANDARD	STANDARD	STANDARD
CONTENT	Ø 4 - 5 - 6 - 8 mm	Ø 5 - 6 - 8 - 10 mm	Ø 3 - 4 - 5 - 6 - 8 mm
PRICE €	12,66	12,65	14,07

REFERENCE	BW19327	BW19434	BW19319
QUANTITY	5	7	8
QUALITY	STANDARD	STANDARD	STANDARD
CONTENT	Ø 4 - 5 - 6 - 8- 10 mm	Ø 4 - 5 - 6 - 7 - 8 - 10 - 12 mm	Ø 3 - 4 - 5 - 6 - 7 - 8 - 9 -10 mm
PRICE €	14,12	26,55	21,15

CUTTING SPEED R.P.M.

Soft material	Ø 3	Ø 5	Ø 8	Ø 10	Ø 12	Hard material	Ø 3	Ø 5	Ø 8	Ø 10	Ø 12
Brick Sandstone Plaster Gypsum Asbestos	2800	1750	1150	1000	800	Marble Cement Concrete Blackboard Limestone Granite	1800	1000	1000	600	500

CARBIDE TIPPED HAMMER DRILLS PROFESSIONAL QUALITY

Ref. BW6

★★★★ DIN 8039 — 12,70 — Professional series



	SHORT SERIES			LONG SERIES					
				150 mm			200 mm		
D1 mm		L1x L2 mm	€		L1x L2 mm	€		L1x L2 mm	€
3,0	BW603	70x30	3,59						
3,5	BW60350	70x30	3,86						
4,0	BW604	70x30	3,59						
4,5	BW60450	85x45	3,88						
5,0	BW605	85x45	3,64	BW605X150	150x80	5,01			
5,5	BW60550	85x45	3,95						
6,0	BW606	100x50	4,02	BW606X150	150x80	5,54	BW606X200	200x140	7,32
6,5	BW60650	100x50	4,59						
7,0	BW607	100x50	4,62	BW607X150	150x80	6,49			
8,0	BW608	120x70	4,88	BW608X150	150x80	7,74	BW608X200	200x140	8,24
9,0	BW609	120x70	6,00						
10,0	BW610	120x70	6,86	BW610X150	150x80	10,12	BW610X200	200x140	11,00
11,0	BW611	150x80	8,93						
12,0	BW612	150x80	10,52				BW612X200	200x140	12,76
13,0	BW613*	150x80	12,72						
14,0	BW614*	150x80	15,37				BW614X200*	200x140	21,07
15,0	BW615*	160x80	17,87						
16,0	BW616*	160x80	19,47				BW616X200*	200x140	24,46
18,0	BW618*	160x80	24,28				BW618X200*	200x140	31,33
20,0	BW620*	160x80	31,81						
22,0	BW622*	160x80	36,11						
24,0	BW624*	160x80	56,90						
25,0	BW625*	160x80	58,29						

EXTRA LONG SERIES												
	300 mm			400 mm			600 mm			1000 mm		
D1 mm		L1x L2 mm	€		L1x L2 mm	€		L1x L2 mm	€		L1x L2 mm	€
6,0	BW606X300	300x200	11,09	BW606X400	400x300	12,53	BW606X600	600x500	20,45			
8,0	BW608X300	300x200	12,23	BW608X400	400x300	12,79	BW608X600	600x500	25,56			
10,0	BW610X300	300x200	12,97	BW610X400	400x300	16,99	BW610X600	600x500	25,99			
12,0	BW612X300	300x200	16,74	BW612X400	400x300	21,32	BW612X600	600x500	32,66	BW612X1000	1000x900	96,15
13,0	BW613X300*	300x200	19,59	BW613X400*	400x300	25,68				BW613X1000*	1000x900	101,52
14,0	BW614X300*	300x200	23,82	BW614X400*	400x300	27,88	BW614X600*	600x500	38,98	BW614X1000*	1000x900	104,41
15,0	BW615X300*	300x200	27,13	BW615X400*	400x300	32,60	BW615X600*	600x500	48,64	BW615X1000*	1000x900	109,30
16,0	BW616X300*	300x200	29,46	BW616X400*	400x300	32,60	BW616X600*	600x500	46,76	BW616X1000*	1000x900	122,50
17,0										BW617X1000*	1000x900	131,59
18,0				BW618X400*	400x300	40,52	BW618X600*	600x500	59,83	BW618X1000*	1000x900	137,26
20,0	BW620X300*	300x200	42,56**	BW620X400*	400x300	45,85	BW620X600*	600x500	70,13	BW620X1000*	1000x900	140,68
22,0				BW622X400*	400x300	58,12	BW622X600*	600x500	87,73	BW622X1000*	1000x900	141,46
24,0	BW624X300*	300x200	57,24**	BW624X400*	400x300	69,93	BW624X600*	600x500	107,46	BW624X1000*	1000x900	169,42
25,0	BW625X300*	300x200	61,35**	BW625X400*	400x300	75,06	BW625X600*	600x500	115,66	BW625X1000*	1000x900	178,50
26,0										BW626X1000*	1000x900	185,49
28,0										BW628X1000*	1000x900	192,49
30,0										BW630X1000*	1000x900	202,29

* 12,70 From Ø 13 mm all the drills have reduced shank

** Till end of stock

CARBIDE TIPPED HAMMER DRILLS PROFESSIONAL QUALITY IN PLASTIC BOXES

Ref. BW6

★★ ★★ DIN 8039

Professional series

REFERENCE	BW69325	BW69328	BW69318	BW69327
QUANTITY	4	4	5	5
QUALITY	PROFESSIONAL SERIES	PROFESSIONAL SERIES	PROFESSIONAL SERIES	PROFESSIONAL SERIES
CONTENT	Ø 4 - 5 - 6 - 8 mm	Ø 5 - 6 - 8 - 10 mm	Ø 3 - 4 - 5 - 6 - 8 mm	Ø 4 - 5 - 6 - 8 - 10 mm
PRICE €	21,60	26,19	25,09	28,22

REFERENCE	BW69434	BW69319
QUANTITY	7	8
QUALITY	PROFESSIONAL SERIES	PROFESSIONAL SERIES
CONTENT	Ø 4 -5 -6 -7 -8 -10 -12 mm	Ø 3 -4 -5 -6 -7 -8 -9-10 mm
PRICE €	46,25	44,71

CUTTING SPEED R.P.M.

Soft material	Ø 3	Ø 5	Ø 8	Ø 10	Ø 12	Hard material	Ø 3	Ø 5	Ø 8	Ø 10	Ø 12
Brick Sandstone Plaster Gypsum Asbestos	3200	1900	1300	1100	900	Marble Cement Concrete Blackboard Limestone Granite	2100	1200	900	700	600

CARBIDE TIPPED CONCRETE HAMMER DRILL EXTRA PROFESSIONAL QUALITY

Ref. BW16

Extra Professional series



	SHORT SERIES			LONG SERIES			EXTRA LONG SERIES					
					150 mm			200 mm			400 mm	
D1 mm		L1x L2 mm	€		L1x L2 mm	€		L1x L2 mm	€		L1x L2 mm	€
4,0	BW1604	75x38	**3,87**									
5,0	BW1605	85x45	**3,90**	BW1605X150	150x100	**5,40**						
6,0	BW1606	100x55	**4,31**	BW1606X150	150x100	**5,96**	BW1606X200	200x150	**7,88**			
7,0	BW1607	100x55	**4,97**									
8,0	BW1608	120x70	**5,51**	BW1608X150	150x100	**8,75**	BW1608X200	200x150	**9,31**			
9,0	BW1609	120x70	**6,78**									
10,0	BW1610	120x70	**7,76**	BW1610X150	150x100	**11,45**	BW1610X200	200x150	**12,44**			
12,0	BW1612	150x80	**11,89**				BW1612X200	200x150	**14,44**			
14,0	BW1614*	150x80	**17,38**				BW1614X200*	200x150	**23,83**			
16,0	BW1616*	150x80	**22,03**				BW1616X200*	200x150	**27,67**			
18,0	BW1618*	160x80	**27,46**							BW1618X400*	400x350	**45,82**
20,0	BW1620*	160x80	**35,97**							BW1620X400*	400x350	**51,84**

*

From 13 mm Ø all the drills have reduced shank

REFERENCE	BW169325	BW169327	BW169434
QUANTITY	4	5	7
QUALITY	EXTRA-PROFESSIONAL	EXTRA-PROFESSIONAL	EXTRA-PROFESSIONAL
CONTENT	Ø 4 - 5 - 6 - 8 mm	Ø 4 - 5 - 6 - 8 - 10 mm	Ø 4 - 5 - 6 - 7 - 8 - 10 -12 mm
PRICE €	23,22	30,33	49,71

THREE EDGE MASONRY DRILL BIT DELTA 3 PLUS

Ref. BW35

Delta 3 plus



- Drill always with percussion mode
- Innovative geometry of the tip. 3 edge monoblock tip
- Centered, Rounded and accurate holes
- 3 flutes for an improved dust removal and an improved lifetime of the drill bit
- Minimum wear of the drill bit
- Less effort and higher performance



Delta 3 plus



STANDARD

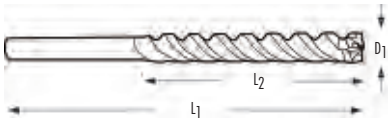

	SHORT SERIES			LONG SERIES 200 mm		
D1 mm		L1x L2 mm	€		L1x L2 mm	€
5	BW3505	90x50	**5,06**	BW3505X150	150x100	**8,95**
6	BW3506	100x60	**5,10**	BW3506X150	150x100	**9,12**
8	BW3508	120x80	**6,29**	BW3508X200	200x150	**11,15**
10	BW3510	120x80	**8,37**	BW3510X200	200x150	**14,78**
12	BW3512	130x90	**11,79**	BW3512X200	200x150	**16,09**

REFERENCE	**BW359328**
QUANTITY	4
QUALITY	DELTA 3 PLUS
CONTENT	Ø 5 - 6 - 8 - 10 mm
PRICE €	**30,88**

CARBIDE TIPPED MULTI-PURPOSE HAMMER DRILLS

Ref. BW8

★★ ★★ DIN 8039

Multi purpose Professional

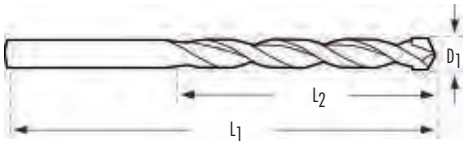

			BW8
	D1 mm	L1x L2 mm	€
BW804	4	70 x 30	**7,44**
BW805	5	85 x 45	**7,55**
BW806	6	100 x 50	**8,65**
BW806X150	6	150 x 50	**10,36**
BW807	7	100 x 50	**9,93**
BW808	8	120 x 70	**10,92**
BW808X150	8	150 x 70	**12,36**
BW809	9	120 x 70	**12,49**
BW810	10	120 x 70	**16,12**
BW810X150	10	150 x 70	**18,12**
BW812	12	150 x 80	**17,29**

REFERENCE	**BW89325**	**BW89328**	**BW89327**	**BW89434**
QUANTITY	4	4	5	7
QUALITY	MULTIPURPOSE PROF.	MULTIPURPOSE PROF.	MULTIPURPOSE PROF.	MULTIPURPOSE PROF.
CONTENT	Ø 4 - 5 - 6 - 8 mm	Ø 5 - 6 - 8 - 10 mm	Ø 4 - 5 - 6 - 8 - 10 mm	Ø 4 - 5 - 6 - 7 - 8 - 10 - 12 mm
PRICE €	**37,70**	**48,28**	**53,93**	**83,51**

SDS PLUS HAMMER DRILL WITH STOPPER FOR PREVIOUS HOLES FOR METALLIC ANCHORAGES

Ref. WT

- Carbide tipped monoblock with self-centering.
- Hole centering, prevents the slide effect. More accuracy.
- Straight extraction flute. In short length the extraction volume is increased
- Depth stopper, control of the hole length
- Stopper which allows repetitive drill operations with full accuracy
- Better quality of the hole.

APPLICATIONS:

- Special for works with repetitive drilling operations which require depth control.
- Appropriate for the previous holes for placing metallic anchorages in concrete.
- Allows the assembly of fastening systems which require accurate and regular holes.
- Commonly used to install grandstands, refrigeration systems, rack systems, etc.

VERY IMPORTANT:
The material to drill must be solid, Concrete, Reinforced Concrete, Stone, Brick. If the previous hole is made in a lightweight material the anchorage will not bear up.

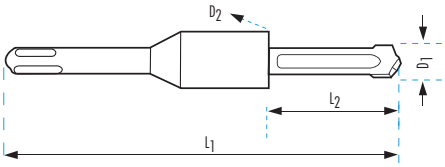

	D1 mm	L1 mm	D2 mm	L2 mm	Thread Anchorage	WT €
WT08x27	8	103	16	27	M6	**24,98**
WT10x33	10	103	22	33	M8	**28,12**
WT12x43	12	113	22	43	M10	**30,87**
WT15x54	15	128	22	54	M12	**39,61**

- Metal threaded anchorages, wedge anchor
  Special for solid materials.

METAL THREADED ANCHORAGES

INTERNAL THREAD	PREVIOUS HOLE Ø (mm)	ANCHORAGE LENGTH (mm)
M6	8	25
M8	10	30
M10	12	40
M12	15	50

PROFESSIONAL HAMMER DRILL BITS SDS PLUS

Ref. W08

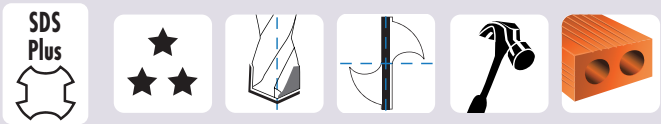

- Self centering carbided tipped point.
- Higher durability.
- Spiral flutes for improved dust removal.
- Accurate drill holes thanks to reduced friction.
- Long lifetime thanks to minimum friction in flutes and head point.
- Easier drilling thanks to higher dust removal.
- For use in rotary hammer machines with SDS PLUS shank.

APPLICATIONS:

- Concrete and construction materials, marble, granite, blackboard, stone.

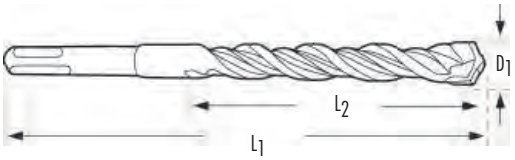

W08

D1 mm	L1 x L2 (mm)									
	110x50 €	160x100 €	200x150 €	250x200 €	300x250 €	450x400 €	600x550 €	800x750 €	1000x950 €	1400x1350 €
3,00	6,13	6,13								
3,50	6,19									
4,00	6,51	7,03								
5,00	5,33	6,78	10,77	12,92	13,77	18,86				
5,50	6,22	7,23	12,91	15,72						
6,00	5,49	6,33	9,52	13,31	18,38	20,66				
6,50	6,57	7,13	14,77	15,13	19,48	21,57				
7,00	6,91	7,63	10,82			28,84				
8,00	6,73	6,96	8,60	11,52	18,83	25,66	44,63			
9,00		8,79	10,75	13,08						
10,00	7,22	8,65	10,48	12,65	17,36	27,53	40,44	73,32	95,79	
11,00		10,10	11,25	14,63						
12,00		9,70	11,93	14,68	21,81	27,81	41,57		92,42	
13,00		10,52	13,89	18,77						
14,00		13,31	17,20	18,93	23,34	30,86	45,86		108,66	
15,00		17,66		22,86		37,58				
16,00			21,54	22,77	25,01	36,70	49,29	78,94	123,36	174,56
17,00			28,92							
18,00			29,14		37,48	41,90	66,54		128,38	185,80
19,00			35,59		44,07					
20,00			33,31		43,96	54,23	75,12		132,87	207,03
22,00				41,80		60,04	85,80		134,11	241,86
24,00				49,15		74,55			175,68	
25,00				52,69		68,21	95,60		148,60	271,07
26,00				55,17		86,33				298,16
28,00				127,34		136,86	163,21		208,15	320,63
30,00				152,52		174,84	220,63		288,04	

PROFESSIONAL HAMMER DRILL BITS SDS PLUS

Ref. W08

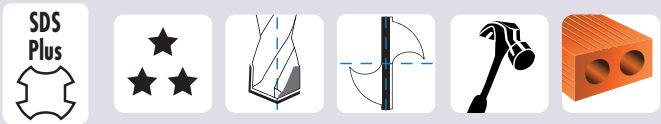

W08 DRILLS 10 UNITS BOX

			10 U.
	L1 x L2 (mm)		
Ø mm	110x50 €	160x100 €	200x150 €
5,0	50,68	64,34	
6,0	52,14	60,12	90,33
8,0	65,75	66,28	83,60
10,0	70,35	82,15	99,68
12,0		92,03	113,38

Ex. W0806X110-10

W08 DRILLS 50 UNITS BOX

	50 U.
L1 x L2 (mm)	
Ø mm	160x100 €
6,0	281,41
8,0	295,08

Ex. W0806X160-50

REFERENCE	W08D9358	W08D9412	W08D9319	W08D9320
QUANTITY	4	6	4	5
CONTENT	Ø 5 -6 -8 -10 x 110 mm	Ø 5-6-8x110 mm Ø 6-8-10x160 mm	Ø 5 -6 -8 -10 x 160 mm	Ø 5-6-x110 mm Ø 6-8-10x160 mm
PRICE €	30,38	46,51	34,34	39,34

REFERENCE	W08D0080	W08D0708
QUANTITY	7	6
CONTENT	Ø 5-6-8 x 110 mm Ø 6-8-10-12 x 160 mm	Ø 6 x 110 mm Ø 6-8-10-12-14 x 160 mm
PRICE €	57,05	58,30

PROFESSIONAL HAMMER DRILL BITS SDS PLUS

Ref. W05

SDS Plus

Professional series

- Self centering high performance carbided tipped point.
- Higher drilling speed and better durability.
- 4 spiral flutes for faster drilling and fast dust removal.
- Accurate drill holes thanks to reduced friction.
- Longer lifetime thanks to minimun friction in flutes and head point.
- Easier drilling thanks to faster drilling and dust removal.
- For use in rotary hammer machines with SDS PLUS shank.

APPLICATIONS:

- Concrete and construction materials, marble, granite, blackboard, stone.

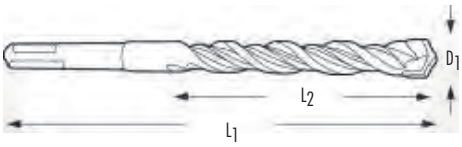

										W05
	L1 x L2 (mm)									
D1 mm	110x50 €	160x100 €	200x150 €	250x200 €	300x250 €	400x350 €	450x400 €	600x550 €	800x750 €	1000x950 €
3,00		19,32 *								
3,50	15,04 *	15,40 *								
4,00	7,23	12,32								
5,00	5,93	7,54	11,97	16,02	18,26		37,37 *			
5,50	6,92	8,02	14,35	20,04 *						
6,00	6,10	7,04	10,58	15,70	21,63		35,63			
6,50	7,78	8,60	16,41	16,80						
7,00	7,78	8,60	13,78	18,13	22,91		32,65 *			
8,00	7,67	7,74	9,78	14,23	21,72	26,36	28,51	49,58		106,36
9,00		9,92	12,67	14,53 *						
9,50		12,20								
10,00	8,24	9,60	11,65	14,74	19,81	28,25	30,59	44,93		117,82
11,00		11,88	14,45	16,25 *	22,95					
12,00		10,77	13,25	16,31	24,23	30,02	31,75	46,35		119,36
13,00		16,99	22,12	22,83	24,36	27,25	36,36			
14,00		18,77	19,12	21,35	28,52	30,25	34,28	50,94		120,73
15,00		19,62	23,36	25,41	36,36		41,75 *			
16,00		21,21	23,93	26,32	29,79	36,36	40,77	54,77		137,07
17,00			32,14 *		54,07 *		58,83 *			
18,00			32,38	34,25	43,15	45,36	46,56	75,34		164,19
19,00			39,56 *		48,97 *		63,36 *			
20,00			37,00	39,36	50,85	55,36	60,25	83,46		172,82
22,00			44,25	50,16	55,36	61,25	66,72	108,49		177,61
24,00			56,31	58,99	65,36	75,75	82,84	108,36		
25,00			59,79	63,22	73,40	82,36	86,36	110,40		194,56
26,00				66,20 *	83,99		95,91	119,36	135,37 *	
28,00					166,36		175,36			
30,00							222,25			

* Till end of stock

PROFESSIONAL HAMMER DRILL BITS SDS PLUS

Ref. W05

SDS Plus

Professional series

W05 DRILLS 10 UNITS BOX

ø mm	L1 x L2 (mm) 110x50 €	160x100 €	210x150 €	250x200 €	300x250 €
4,0	65,07				
5,0	53,37	67,86			
6,0	54,90	63,36	95,22	141,30	194,67
7,0		77,40			
8,0	69,03	69,66	88,02	128,07	195,48
10,0	74,16	86,40	104,85	132,66	178,29
12,0		96,93	119,25	146,79	218,07
14,0		168,93	172,08	192,15	256,71
16,0		190,89	215,37	236,88	268,11

10 U.

Ex. W0506X110-10

W05 DRILLS 50 UNITS BOX

ø mm	L1 x L2 (mm) 110x50 €	160x100 €	200x150 €	250x200 €	300x250 €
4,0	307,28				
5,0	252,03	320,45			
6,0	259,25	299,20	449,65	667,25	919,28
7,0		365,50			
8,0	325,98	328,95	415,65	604,78	923,10
10,0		408,00	495,13	626,45	841,93
12,0		457,73	563,13	693,18	1.029,78
14,0		797,74	812,60	907,38	1.212,23

50 U.

Ex. W0506X160-50

REFERENCE	W05D9358	W05D9412	W05D9319	W05D9320
QUANTITY	4	6	4	5
CONTENT	Ø 5 - 6 - 8 - 10 x 110 mm	Ø 5 - 6 - 8 x 110 mm Ø 6 - 8 - 10 x 160 mm	Ø 5 - 6 - 8 - 10 x 160 mm	Ø 5 - 6 x 110 mm Ø 6 - 8 - 10 x 160 mm
PRICE €	33,56	51,10	37,53	42,97

REFERENCE	W05D0080	W05D0708
QUANTITY	7	6
CONTENT	Ø 5 - 6 - 8 x 110 mm Ø 6 - 8 - 10 - 12 x 160 mm	Ø 6 x 110 mm Ø 6 - 8 - 10 - 12 - 14 x 160 mm
PRICE €	62,72	66,50

4 EDGE HAMMER DRILL BITS (OPTIMAL CENTERING)

Ref. W55

SDS Plus

4 Z

Extra Professional series

4 EDGES

- 4 Carbide edges. High performance.
- Higher efficiency.
- Centering of the drill, accurate holes and finishing.
- Higher lifetime due to reduced friction.
- For use in rotary hammer machines with SDS PLUS shank.

APPLICATIONS:

- Concrete and construction materials, marble, granite, blackboard, stone.

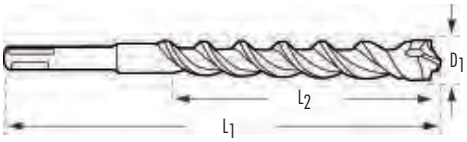

										W55
	L1 x L2 mm									
D1 mm	110x50 €	160x100 €	210x160 €	250x200 €	300x250 €	350X300 €	460x410 €	600x550 €	800x750 €	1000x950 €
5,0	8,24	10,26	15,39	17,67	23,17					
5,5	9,06	11,29	16,93	19,44						
6,0	8,45	10,27	14,17	16,96	23,26		37,98			
6,5	10,20	10,80	17,99	18,35	23,40		37,21			
7,0	11,22	11,88	18,11	20,18			40,92			
8,0	10,65	10,87	15,45	17,60	25,12		36,62	61,29		
9,0		11,95	17,01							
10,0	11,42	13,23	17,28	20,31	29,33	36,36	40,43	58,89	120,66	128,78
11,0		14,55	19,01	22,34						
12,0		14,94	18,39	22,92	30,79	36,36	44,06	67,58		123,42
13,0		17,36	23,29	25,21						
14,0		21,92	26,50	29,63	35,96	39,55	47,57	72,44		137,87
15,0		24,11		32,58			52,33			
16,0			35,11	36,22	39,73	44,22	56,13	78,38	103,91	145,93
17,0			38,62		43,70					
18,0			40,85	50,46	57,58		64,07	107,83		174,81
19,0			46,35		63,34		70,48			
20,0			52,09	54,01	68,82		82,95	119,47		183,99
22,0				62,65			91,82	149,30		189,09
24,0				73,69			114,01	166,11		202,25
25,0				92,42			104,30	173,25		215,42
26,0				158,71			166,57			
28,0				168,34			180,91	222,48		220,69
30,0				201,65			231,12	284,23		275,75
32,0				205,92			224,78			
35,0				211,80			258,67			
38,0				231,79			298,40			
40,0				272,70			340,33			

4 EDGE HAMMER DRILL BITS (OPTIMAL CENTERING)

Ref. W55

SDS Plus | 4 Z

Extra Professional series

W55 DRILLS 10 UNITS BOX

			10 U.
	L1 x L2 (mm)		
Ø mm	110x50 €	160x100 €	210x150 €
5,0	78,26	97,47	
6,0	80,26	97,58	134,66
8,0	101,24	103,24	146,87
10,0	108,46	125,66	164,18
12,0		141,87	174,73

Ex. W5506X110-10

W55 DRILLS 50 UNITS BOX

	50 U.
L1 x L2 (mm)	
Ø mm	160x100 €
6,0	472,48
8,0	499,91

Ex. W5506X160-50

REFERENCE	W55D9358	W55D9412	W55D9319	W55D9320
QUANTITY	4	6	4	5
QUALITY	EXTRA PROFESSIONAL	EXTRA PROFESSIONAL	EXTRA PROFESSIONAL	EXTRA PROFESSIONAL
CONTENT	Ø 5 -6 -8 -10 x 110 mm	Ø 5-6-8x110 mm Ø 6-8-10x160 mm	Ø 5 -6 -8 -10 x 160 mm	Ø 5-6-x110 mm Ø 6-8-10x160 mm
PRICE €	44,38	68,73	50,24	57,62

REFERENCE	W55D0080	W55D0708
QUANTITY	7	6
QUALITY	EXTRA PROFESSIONAL	EXTRA PROFESSIONAL
CONTENT	Ø 5-6-8 x 110 mm Ø 6-8-10-12 x 160 mm	Ø 6 x 110 mm Ø 6-8-10-12-14 x 160 mm
PRICE €	84,51	87,53

DELTATOP PROFESSIONAL HAMMER DRILL BITS SDS PLUS SHANK WITH 3 CUTTING EDGE SOLID CARBIDE HEAD

Ref. W88

Improved drilling in reinforced concrete.

Drills into a concrete steel rebar when it does not cover more than 1/3 of the tip.

Exclusive features that offer superior performance to any other drill bit and reduces the cost per hole.

Penetrate through sheet plates.

Drill into metal deck plate up to 1mm thick and then concrete.

Innovative carbide head welding technology.

Supports continuous and great efforts and pressure in reinforced concrete.

APPLICATIONS: Granite, marble, concrete, stone, brick.

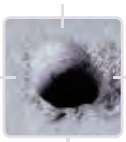

Standard drill

DeltaTOP drill



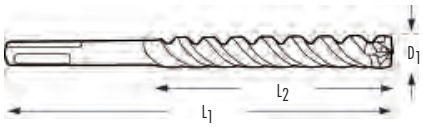

W88

D1 mm	L1 x L2 mm							
	120x50 €	170x100 €	220x150 €	270x200 €	320x250 €	370x300 €	470x400 €	600x550 €
3,00	11,46 *	11,91 *						
4,00	11,46 *	11,91 *						
5,00	10,81	12,10	21,16 *		29,71 *			
6,00	11,02	11,98	18,42	20,42	25,59		42,49 *	
6,50	13,64	14,22	18,48	24,08	29,79			
7,00	12,96 *	14,23 *	20,58 *		27,01			
8,00	12,78	13,35	17,14	20,09	28,18	32,67 *	42,64	54,43
9,00		15,93	19,10		31,20			
10,00	14,97	15,58	20,02	23,27	31,83	34,66 *	45,80	61,90
12,00		20,27	23,69	27,58	31,97		53,52	65,30
13,00		21,63	28,00		39,88			76,66
14,00		29,71	34,23	37,61	39,91	50,63 *	63,50	78,65
15,00		32,30	43,82		41,11			
16,00		40,98	42,82	45,34	48,94		86,55	95,00
18,00			47,70	62,59	72,36		105,12	110,40
20,00			55,88	69,19	82,04		115,95	126,90

* Till end of stock

DELTATOP PROFESSIONAL HAMMER DRILL BITS SDS PLUS SHANK WITH 3 CUTTING EDGE SOLID CARBIDE HEAD

Ref. W88

W88 DRILLS 10 UNITS BOX

			10 U.
	L1 x L2 (mm)		
Ø mm	120x50 €	170x100 €	220x150 €
5,0	99,48	111,31	
6,0	100,30	107,81	169,49
8,0	117,57	122,82	157,70
10,0	137,71	143,38	184,18
12,0		184,48	217,98

Ex. W8806X110-10

W88 DRILLS 50 UNITS BOX

	50 U.
L1 x L2 (mm)	
Ø mm	170x100 €
6,0	527,08
8,0	600,74

Ex. W8806X160-50

REFERENCE	W88D9358	W88D9412	W88D9319	W88D9320
CONTENT	(x4) Ø 5-6-8-10 x 110 mm	(x6) Ø 5-6-8x110mm Ø 6-8-10x160 mm	(x4) Ø 5-6-8-10 x 160 mm	(x5) Ø 5-6-x110mm Ø 6-8-10x160mm
PRICE €	55,20	82,55	58,61	69,28

REFERENCE	W88D0080
CONTENT	(x7) Ø 5-6-8 x 110 mm Ø 6-8-10-12 x 160 mm
PRICE €	103,67

	W88D0708
	(x6) Ø 6 x 110 mm Ø 6 - 8 - 10 - 12 - 14 x 160 mm
	109,79

REINFORCED CONCRETE HAMMER DRILL BITS SDS PLUS SHANK WITH 4 CUTTING EDGE SOLID CARBIDE HEAD

Ref. W77

SDS Plus | 4 Z | X4

- 4 cutting edge solid carbide head.
- Maximum performance and durability in reinforced concrete.
- Drill faster and easier in high resistance reinforced concrete, with the best drill.
- SDS-Plus Shank
- Faster dust removal thanks to its 4 flutes
- APPLICATIONS: Reinforced concrete, concrete and masonry.

4 CUTTING EDGE SOLID CARBIDE HEAD

Point specially designed for reinforced concrete.

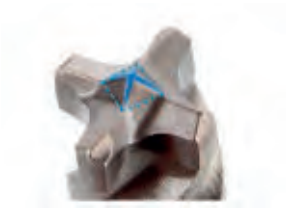

Self-centering 90º angled point for perfectly centered hole



4 flute high performance design increasing dust removal volume and decreasing drill wear



Side wear marks

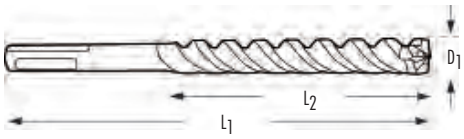

W77

D1 mm	L1 x L2 mm 115x50 €	165x100 €	215x150 €	250x200 €	265x200 €	315x250 €	365x300 €	450x400 €	465x400 €	600x550 €	1000x950 €
3,50	12,13	13,65									
4,00	13,17	13,79									
5,00	11,14	13,26	22,37		22,76	28,10			39,08		
5,50	12,48	14,05			23,77	31,24			42,23		
6,00	11,14	12,17	20,72		22,99	26,01			39,08		
6,50	14,44	15,86	18,68		27,48	33,36			55,42		
7,00	15,22	16,64	19,30		26,67						
8,00	14,44	14,60	17,43		23,20	32,02	41,13		49,84		
9,00		14,60	19,65								
10,00	16,95	17,19	20,49		25,82	32,16	42,29		51,15	63,95	138,78
11,00		19,49	23,39		27,58						
12,00		20,64	24,18		28,38	32,31	52,12		54,62	73,92	155,61
13,00		22,64	28,70		34,38						
14,00		30,38	34,53		38,46	40,74	54,22		64,83	79,05	171,68
15,00		37,21			49,92				69,28		
16,00			44,27		50,22	51,79			88,22	96,73	175,21
17,00			78,27			107,88					
18,00				90,45				111,73		144,82	291,93
20,00				106,18				118,38		234,73	334,89
22,00				130,39				173,50		234,73	354,62
24,00								193,93			
25,00								197,86		289,62	403,13
28,00								220,38			
30,00								235,49			

REINFORCED CONCRETE HAMMER DRILL BITS SDS PLUS SHANK WITH 4 CUTTING EDGE SOLID CARBIDE HEAD

Ref. W77

SDS Plus | 4 Z

W77 DRILLS 10 UNITS BOX

			10 U.
	L1 x L2 (mm)		
Ø mm	115x50 €	165x100 €	215x150 €
5,0	**100,31**	**119,38**	
6,0	**100,31**	**109,49**	**186,49**
8,0	**129,98**	**131,39**	**156,82**
10,0	**152,58**	**154,70**	**184,37**
12,0		**185,78**	**217,57**

Ex. W7706X110-10

W77 DRILLS 50 UNITS BOX

	50 U.
L1 x L2 (mm)	
Ø mm	165x100 €
6,0	**529,19**
8,0	**635,04**

Ex. W7706X160-50

REFERENCE	W77D9358	W77D9412	W77D9319	W77D9320
QUANTITY	4	6	4	5
CONTENT	Ø 5 - 6 - 8 - 10 x 115 mm	Ø 5 - 6 - 8 x 115 mm Ø 6 - 8 - 10 x 165 mm	Ø 5 - 6 - 8 - 10 x 165 mm	Ø 5 - 6 x 115 mm Ø 6 - 8 - 10 x 165 mm
PRICE €	59,31	87,70	62,84	72,81

REFERENCE	W77D0080	W77D0708
QUANTITY	7	6
CONTENT	Ø 5 - 6 - 8 x 115 mm Ø 6 - 8 - 10 - 12 x 165 mm	Ø 6 x 115 mm Ø 6 - 8 - 10 - 12 - 14 x 165 mm
PRICE €	109,19	113,98

DOUBLE FLUTE MULTIFUNCTION CARBIDE TIPPED DRILL FOR SDS PLUS HAMMER

Ref. W99

SDS Plus

★★ ★★

DIN 8039

Multi purpose Professional

- SPECIAL SDS PLUS Short Shank which allows drilling light materials.
- **The Short Shank produces a low impact in the material to drill;** the solution to drill light materials as bricks, tiles, slates...
- High performance solid carbide tipped special to drill in all kind of materials.
- Double helix flute to enhance the extraction of the drilling dust.

APPLICATIONS:

- Low impact geometry to ensure a high performance in materials as tiles, bricks, cellular concrete.
- Particularly suitable to place anchorages under tiles ensuring the multi drilling; first tile and afterwards the concrete to install the anchorage under the roof.

New SDS PLUS Shank low impact.

D1 mm	L1 x L2 mm				W99
	110 x 60 €	160 x 110 €	210 x 160 €	260 x 210 €	400 x 350 €
4,00	16,28	20,94			
5,00	10,07	12,82	20,34		
6,00	10,37	11,96	17,98	26,68	
8,00	13,05	13,15	16,63	24,18	
10,00	14,00	16,32	19,80	25,07	
12,00		18,32	22,53	27,73	
14,00		29,56	32,50	36,29	
16,00		33,13	40,68	44,73	52,36
18,00					58,36
20,00					65,21
22,00					76,36

Drills all kind of light building materials.

Particularly suitable to place anchorages under tiles ensuring the multi drilling; first tile and afterwards the concrete to install the anchorage under the roof.

Specially sharpened solid carbide tipped for universal use in a wide variety of materials. Ideal to drill light building materials.

Special SDS PLUS short shank to reduce the impact in light materials avoiding to damage them.

Creation of perfect holes in surfaces where other drills have unexpected breaks.

REBAR CUTTER

Ref. **REB**

SDS Plus

ROTATION

Z 4 -10

1. Use the Rebar cutter with water and only in rotation mode.
2. Once the rebar is cut, remove the metal chips from the hole with a magnet. If not, the hammer drill you will use to drill the concrete, won't be able to work properly.



	D1 mm	L1 mm	L2 mm	Z	REB €
REB10X300	10	300	80	4	**37,00**
REB12X300	12	300	80	4	**40,11**
REB14X300	14	300	80	4	**44,17**
REB16X300	16	300	80	6	**53,00**
REB18X300	18	300	80	6	**56,47**
REB20X300	20	300	80	6	**57,78**
REB22X300	22	300	80	8	**65,09**
REB26X300	26	300	80	8	**70,16**
REB28X300	28	300	80	10	**76,75**
REB32X300	32	300	80	10	**86,68**

NEW MODULAR DRILLING SYSTEM FOR PROFESSIONAL USE

3.000 mm CUTTING CAPACITY

NEW

SDS Max

Serie Modular Drilling

DRILL easily up to 3 metres depth, in diameters from 26mm to 150mm.
ADD as many extensions as you need to obtain the required drilling length.
COMBINE SDS MAX arbor with extensions, drill bits, drilling heads or core bits to reach extremely long and inaccessible drilling depths.
MAXIMUM RECOMMENDED LENGTH, 3 METERS.



SDS Max
Ref. SMADMAX

A

B



Ref. SMEXT280
Threaded extension, Lt=280mm



Ref. SM Ø26-32mm

Ref. SM Ø35-90mm

Ref. SMCC Ø50-125mm

1:8

Taper shank arbor + CLA Corebit + CLAII Pag.597
Ref. SM3 Conical 1:8 Ref. CLA Ø30-150mm

EXAMPLES OF AVAILABLE COMBINATIONS

COMBINATION FOR EXTENDABLE 4-EDGE CONCRETE DRILL BIT, Ø 26-32 mm

SMADMAX +

SMEXT280 +

SM Ø26-32mm

COMBINATION FOR EXTENDABLE BREAKTHROUGH DRILL BIT Ø 35-90 mm

SMADMAX +

SMEXT280 +

SM Ø35-90mm

COMBINATION FOR EXTENDABLE CORE BIT, Ø 50-125 mm

SMADMAX +

SMEXT280 +

SMCC Ø50-125 +

SM4

COMBINATION FOR EXTENDABLE 1:8 TAPER CLAMPING CORE BIT, Ø 30-150 mm

SMADMAX +

SMEXT280 +

SM3 +

CLA Ø30-150 +
Pag. 597

CLAII

NEW MODULAR DRILLING SYSTEM FOR PROFESSIONAL USE

NEW

SDS Max

- For drilling depths greater than 720mm, we recommend using a pre-drill bit equal to at least half the final measurement to avoid breakage.

Serie Modular Drilling

SDS MAX THREADED ADAPTER

SDS Max	L1 mm	SMADMAX €
SMADMAX250	250	140,20
SMADMAX450	450	230,07
SMADMAX850	850	424,18

THREADED EXTENSION

	L1 mm	D1 mm	SMEXT €
SMEXT280	280	25	181,54

- Includes 1 built-in SM2 connecting screw.

4-EDGE THREADED CONCRETE DRILL BIT

	D1 mm	L1 mm	SM €
SM26	26	300	275,14
SM28	28	300	293,84
SM30	30	300	312,53
SM32	32	300	331,22

- Includes 1 built-in SM2 connecting screw.

BREAKTHROUGH DRILL BIT

	D1 mm	SM €
SM35	35	466,53
SM40	40	516,14
SM45	45	568,26
SM50	50	590,62
SM55	55	615,42
SM60	60	652,67
SM68	68	689,84
SM80	80	799,05
SM90	90	1.007,47

- Includes 1 built-in SM2 connecting screw.

THREADED CORE BIT

70 mm CUTTING CAPACITY

	D1 mm	Z	SMCC €
SMCC50	50	7	260,76
SMCC65	65	8	330,43
SMCC80	80	9	385,14
SMCC90	90	10	431,37
SMCC105	105	11	587,89
SMCC125	125	12	645,12

- Does not include SM2 connecting screw required for connection to the threaded extension or SDS Max adapter.

CONNECTING SCREW
THREADED ARBOR FOR CORE BIT CLA 1:8
THREADED PILOT DRILL

	D1 mm	L1 mm	SM €
SM2	14	62	22,29
SM3*	26	90	131,50
SM4*	11	150	67,94

- Includes 1 built-in SM2 connecting screw.

- When using the system without a pilot drill (SM4), the use of the union screw (SM2) will be necessary.

SDS MAX HAMMER DRILL BITS

Ref. **QT**

4 EDGES

- Self centering high performance carbided tipped point.
- Higher drilling speed and better durability.
- 4 spiral flutes for faster drilling and fast dust removal.
- Accurate drill holes thanks to reduced friction.
- Longer lifetime thanks to minimun friction in flutes and head point.
- Easier drilling thanks to faster drilling and dust removal.
- For use in rotary hammer machines with SDS Max shank

APPLICATIONS:
- Concrete and construction materials, marble, granite, blackboard, stone.

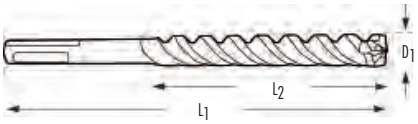

	D1 mm	L1x L2 mm	QT €
QT12X340	12	340x200	**57,63**
QT12X540	12	540x400	**67,91**
QT12X740	12	740x600	**85,97**
QT12X940	12	920x800	**125,48**
QT14X340	14	340x200	**62,62**
QT14X540	14	540x400	**71,62**
QT14X740	14	740x600	**101,53**
QT14X940	14	920x800	**130,89**
QT15X340	15	340x200	**65,72**
QT15X540	15	540x400	**72,68**
QT16X340	16	340x200	**78,48**
QT16X540	16	540x400	**89,02**
QT16X740	16	740x600	**105,24**
QT16X940	16	920x800	**131,96**
QT16X1340	16	1320x1200	**292,10**
QT17X340	17	340x200	**83,09**
QT17X540	17	540x400	**94,89**
QT18X340	18	340x200	**85,34**
QT18X540	18	540x400	**96,64**
QT18X720	18	740X600	**115,54**
QT18X940	18	920X800	**133,89**
QT18X1320	18	1320X1200	**297,85**

	D1 mm	L1x L2 mm	QT €
QT19X320	19	320x200	**88,15**
QT19X520	19	520x400	**98,27**
QT20X320	20	320x200	**90,57**
QT20X520	20	520x400	**98,58**
QT20X720	20	720x600	**132,30**
QT20X920	20	920x800	**152,19**
QT20X1320	20	1320x1200	**301,70**
QT22X320	22	320x200	**91,74**
QT22X520	22	520x400	**105,46**
QT22X720	22	720x600	**135,21**
QT22X920	22	920x800	**159,77**
QT22X1320	22	1320x1200	**306,38**
QT24X320	24	320x200	**95,83**
QT24X520	24	520x400	**112,28**
QT25X320	25	320x200	**98,88**
QT25X520	25	520x400	**112,96**
QT25X720	25	720x600	**151,80**
QT25X920	25	920x800	**175,25**
QT25X1320	25	1320x1200	**319,49**
QT26X320	26	320x200	**120,59**
QT26X520	26	520x400	**124,26**
QT28X320	28	320x200	**122,38**

	D1 mm	L1x L2 mm	QT €
QT28X520	28	520x400	**130,52**
QT28X720	28	720x600	**167,45**
QT28X920	28	920x800	**209,65**
QT28X1320	28	1320x1200	**363,87**
QT30X320	30	320x200	**123,29**
QT30X520	30	520x400	**135,92**
QT32X320	32	320x200	**133,25**
QT32X520	32	520x400	**164,33**
QT32X720	32	720x600	**219,50**
QT32X920	32	920x800	**265,70**
QT35X520	35	520x400	**196,17**
QT35X720	35	720x600	**222,94**
QT35X920	35	920x800	**318,74**
QT35X1320	35	1320x1200	**471,19**
QT38X520	38	520x400	**237,62**
QT38X720	38	720x600	**279,56**
QT40X520	40	520x400	**283,30**
QT40X720	40	720x600	**323,29**
QT40X920	40	920x800	**350,26**
QT40X1320	40	1320x1200	**561,23**

SDS MAX HAMMER DRILL BITS

Ref. AX

SDS Max

Professional series

4 EDGES

2 EDGES

	D1 mm	L1x L2 mm	AX €
AX12.0X340	12	340x200	83,27
AX12.0X540	12	540x400	98,13
AX14.0X340	14	340x200	90,49
AX14.0X540	14	540x400	103,50
AX15.0X340	15	340x200	94,95
AX15.0X540	15	540x400	115,51
AX16.0X340	16	340x200	113,40
AX16.0X540	16	540x400	128,63
AX16.0X740	16	690x550	152,06
AX16.0X940	16	920x780	190,67
AX18.0X340	18	340x200	117,36
AX18.0X540	18	540x400	139,63
AX18.0X720	18	690x550	166,95
AX18.0X940	18	920x780	193,46
AX19.0X320	19	340x200	127,38
AX19.0X540	19	540x400	142,00
AX20.0X320	20	340x200	119,65
AX20.0X520	20	540x400	142,44
AX20.0X720	20	690x550	191,17
AX20.0X920	20	920x780	219,91
AX20.0X1320	20	1300x1160	401,07
AX20.0X1500	20	1500x1360	435,36
AX22.0X320	22	340x200	132,56
AX22.0X520	22	540x400	152,38
AX22.0X720	22	690x550	195,38
AX22.0X920	22	920x780	230,87
AX22.0X1320	22	1300x1160	442,71
AX22.0X2000	22	1925x1785	731,90
AX22.0X2500	22	2500x2360	1.222,22
AX22.0X3000	22	3000x2860	1.522,85
AX22.0X3500	22	3500x3360	1.719,50
AX22.0X3850	22	3850x3710	1.965,36
AX24.0X320	24	340x200	138,48
AX24.0X520	24	540x400	162,23

	D1 mm	L1x L2 mm	AX €
AX24.0X720	24	690x550	215,36
AX24.0X920	24	920x780	241,25
AX24.0X1500	24	1500x1360	441,15
AX25.0X320	25	340x200	142,88
AX25.0X520	25	540x400	163,23
AX25.0X720	25	690x550	219,35
AX25.0X920	25	920x780	253,22
AX25.0X1320	25	1300x1160	460,96
AX25.0X1500	25	1500x1360	601,32
AX25.0X2000	25	1925x1785	775,90
AX25.0X2500	25	2500x2360	1.275,30
AX25.0X3000	25	3000x2860	1.723,73
AX25.0X3500	25	3500x3360	2.128,19
AX25.0X3850	25	3850x3710	2.553,08
AX26.0X320	26	340x200	174,23
AX26.0X520	26	540x400	177,82
AX26.0X720	26	690x550	235,36
AX26.0X920	26	920x780	275,75
AX28.0X320	28	340x200	175,68
AX28.0X520	28	540x400	188,60
AX28.0X720	28	690x550	241,96
AX28.0X920	28	920x780	302,94
AX28.0X1320	28	1300x1160	525,77
AX28.0X1500	28	1500x1360	655,36
AX30.0X320	30	340x200	178,15
AX30.0X520	30	540x400	196,40
AX30.0X720	30	690x550	272,36
AX30.0X920	30	920x780	322,25
AX32.0X320	32	340x200	203,03
AX32.0X520	32	540x400	237,45
AX32.0X720	32	690x550	285,74
AX32.0X920	32	920x780	345,88
AX32.0X1320	32	1300x1160	580,35
AX32.0X1500	32	1500x1360	659,39

	D1 mm	L1x L2 mm	AX €
AX35.0X320	35	340x200	241,25
AX35.0X520	35	540x400	255,38
AX35.0X720	35	690x550	290,22
AX35.0X920	35	920x780	414,93
AX35.0X1320	35	1300x1160	613,37
AX36.0X320	36	340x200	285,36
AX36.0X520	36	540x400	290,36
AX36.0X720	36	690x550	355,25
AX36.0X920	36	920x780	435,36
AX36.0X1500	36	1500x1360	716,56
AX38.0X320	38	340x200	309,36
AX38.0X520	38	540x400	318,36
AX38.0X720	38	690x550	377,66
AX38.0X920	38	920x780	444,44
AX40.0X320	40	340x200	342,33
AX40.0X520	40	540x400	368,78
AX40.0X720	40	690x550	436,73
AX40.0X920	40	920x780	455,96
AX40.0X1500	40	1500x1360	876,68
AX42.0X320	42	340x200	389,58
AX42.0X520	42	540x400	401,25
AX42.0X720	42	690x550	487,99
AX42.0X920	42	920x780	496,36
AX42.0X1320	42	1300x1160	654,38
AX42.0X1500	42	1500x1360	920,97
AX45.0X320	45	340x200	441,84
AX45.0X520	45	540x400	481,25
AX45.0X720	45	690x550	514,49
AX45.0X920	45	920x780	591,25
AX45.0X1320	45	1300x1160	689,90
AX45.0X1500	45	1500x1360	1.013,18
AX52.0X520	52	540x400	558,28
AX52.0X720	52	690x550	587,15

SDS MAX BREAKTHROUGH ONE PIECE DRILL BITS FOR DRILLING LARGE DIAMETERS FROM Ø 45 TO 80 MM

	D1 mm	L1x L2 mm	AX €
AX45.0X590	45,0	590x450	567,45
AX45.0X990	45,0	990x850	611,14
AX50.0X590	50,0	590x450	599,36
AX50.0X990	50,0	990x850	653,36
AX55.0X590	55,0	590x450	635,17
AX55.0X990	55,0	990x850	697,84
AX65.0X590	65,0	590x450	702,42
AX65.0X990	65,0	990x850	789,39
AX80.0X590	80,0	590x450	821,93
AX80.0X990	80,0	990x850	960,97

Ref. AX

SDS Max

Professional series



REINFORCED CONCRETE HAMMER DRILL BITS SDS MAX SHANK WITH 4 CUTTING EDGE SOLID CARBIDE HEAD

Ref. X4AX

SDS Max | 4 Z | High Performance | X4

Ø 12-28

Ø 30-45

- Maximum performance and durability in reinforced concrete.
- Drill faster and easier in high resistance reinforced concrete, with the best drill.
- SDS-Max Shank.
- Faster dust removal thanks to its 4 flutes. APPLICATIONS: Reinforced concrete, concrete and masonry

4 CUTTING EDGE SOLID CARBIDE HEAD

- Point specially designed for reinforced concrete.
- Self-centering 90º angled point for perfectly centered hole
- High performance design increasing dust removal volume and decreasing drill wear
- Side wear marks

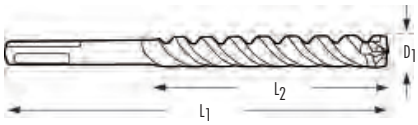

	D1 mm	L1x L2 mm	X4AX €
X4AX12X340	12	340x200	**114,47**
X4AX12X540	12	540x400	**134,97**
X4AX12X740	12	740x600	**191,35**
X4AX12X940	12	940x800	**256,28**
X4AX14X340	14	340x200	**127,28**
X4AX14X540	14	540x400	**152,06**
X4AX14X740	14	740x600	**203,32**
X4AX14X940	14	940x800	**259,70**
X4AX16X340	16	340x200	**137,54**
X4AX16X540	16	540x400	**160,60**
X4AX16X740	16	740x600	**210,15**
X4AX16X940	16	940x800	**263,11**
X4AX18X340	18	340x200	**142,32**
X4AX18X540	18	540x400	**169,65**
X4AX18X740	18	740X600	**216,81**
X4AX18X940	18	940X800	**263,80**
X4AX20X320	20	320x200	**149,84**
X4AX20X520	20	520x400	**172,56**
X4AX20X720	20	720x600	**220,58**
X4AX20X920	20	920x800	**271,32**
X4AX20X1300	20	1300x1160	**485,25**
X4AX20X1500	20	1500x1360	**500,66**
X4AX22X320	22	320x200	**160,26**
X4AX22X520	22	520x400	**181,96**
X4AX22X640	22	540x400	**215,36**
X4AX22X720	22	690x550	**229,63**

	D1 mm	L1x L2 mm	X4AX €
X4AX22X920	22	920x800	**275,07**
X4AX22X1300	22	1300x1160	**509,12**
X4AX24X320	24	320x200	**174,44**
X4AX24X520	24	520x400	**192,04**
X4AX24X720	24	690x550	**247,66**
X4AX24X920	24	920x780	**277,44**
X4AX24X1500	24	1500x1360	**507,32**
X4AX25X320	25	320x200	**174,44**
X4AX25X520	25	520x400	**201,78**
X4AX25X720	25	720x600	**263,80**
X4AX25X920	25	920x800	**327,87**
X4AX25X1300	25	1300x1160	**530,10**
X4AX25X1500	25	1500x1360	**610,36**
X4AX26X320	26	320x200	**197,66**
X4AX26X520	26	520x400	**227,97**
X4AX26X720	26	690x550	**270,66**
X4AX26X920	26	920x780	**333,36**
X4AX28X320	28	320x200	**203,50**
X4AX28X520	28	520x400	**230,22**
X4AX28X720	28	720x600	**272,04**
X4AX28X920	28	920x800	**343,69**
X4AX28X1300	28	1300x1160	**604,64**
X4AX28X1500	28	1500x1360	**673,59**
X4AX30X320	30	340x200	**204,87**
X4AX30X520	30	540x400	**241,25**
X4AX30X720	30	690x550	**313,21**

	D1 mm	L1x L2 mm	X4AX €
X4AX30X920	30	920x780	**370,59**
X4AX32X320	32	340x200	**233,48**
X4AX32X520	32	540x400	**273,07**
X4AX32X720	32	690x550	**328,60**
X4AX32X920	32	920x780	**397,76**
X4AX32X1300	32	1300x1160	**667,40**
X4AX32X1500	32	1500x1360	**758,30**
X4AX35X320	35	340x200	**294,76**
X4AX35X520	35	540x400	**311,31**
X4AX35X720	35	690x550	**333,75**
X4AX35X920	35	920x780	**477,17**
X4AX35X1300	35	1300x1160	**705,38**
X4AX36X320	36	340x200	**333,75**
X4AX36X520	36	540x400	**346,36**
X4AX36X720	36	690x550	**408,54**
X4AX36X920	36	920x780	**500,66**
X4AX36X1500	36	1500x1360	**824,04**
X4AX38X320	38	340x200	**365,25**
X4AX38X520	38	540x400	**386,68**
X4AX38X720	38	690x550	**434,31**
X4AX38X920	38	920x780	**511,11**
X4AX40X320	40	340x200	**393,68**
X4AX40X720	40	690x550	**502,24**
X4AX42X320	42	340x200	**448,01**
X4AX45X320	45	340x200	**508,12**
X4AX45X520	45	540x400	**591,66**

ADAPTORS WITH SLOT LOCKING DEVICE FOR FITTING HAMMER DRILL BITS WITH SDS PLUS SHANK

SDS Plus — SDS-PLUS EXIT

SDS-MAX SHANK — SDS Max

This mechanism was designed to use SDS PLUS Drills, till 18 mm maximum diameter, which are not available with SDS-MAX shank. The lifetime and performance of these adaptors will depend on their adequate use

SHANK		MACHINE TYPE (SDS-PLUS EXIT IN ALL CASES)		€
QFMX	SDS-MAX	All machines with SDS MAX shank		**156,36**
QFK2 HEX. 14 mm	14 mm Hexagonal shank	PETIT KANGO	501 - 637 - 430C	**156,36**

SDS-PLUS & SDS-MAX ADAPTOR

SDS-MAX

NEW

SDS Max

SDS Max

	Ø mm	L mm		€
HMAX	30	-	Connector SDS-MAX	**106,35**

SDS Max

SDS Max

	Ø mm	L mm		€
MMAX1	18	320	SDS-MAX Bar	**25,36**
MMAX2		750	SDS-MAX Bar	**56,44**
MMAX3		1100	SDS-MAX Bar	**74,11**

SDS-PLUS

NEW

SDS Plus

SDS Plus

	Ø mm	L mm		€
HPLUS	21	-	Connector SDS-MAX	**89,36**

SDS Plus

SDS Plus

	Ø mm	L mm		€
MPLUS1	10	250	SDS-MAX Bar	**15,36**
MPLUS2		350	SDS-MAX Bar	**21,28**
MPLUS3		500	SDS-MAX Bar	**26,36**

CARBIDE MORTAR RAKE

Ref. **BW33**

CARBIDE GRIT

To remove the mortar between the bricks before grouting
Can be used on angular grinder with M14x2.00 threads

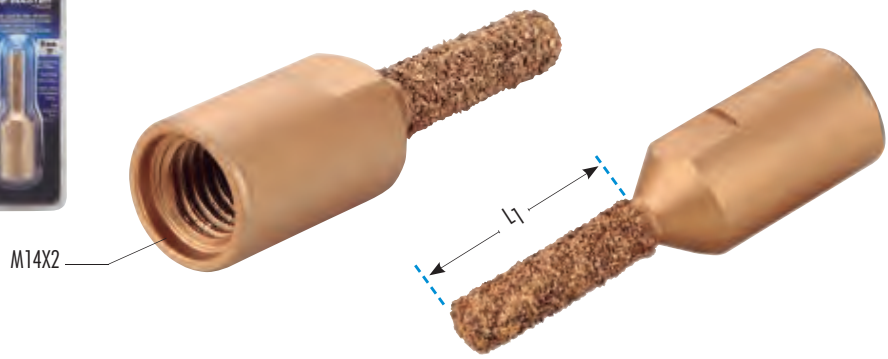

				BW33
	Thread mm	L1 mm	D1 mm	€
BW3308	M14x2	33	8	**20,63**
BW3310	M14x2	33	10	**23,88**
BW3312	M14x2	33	12	**28,38**

CLAIM ACCEPTANCE

The concrete drill bit may be damaged in the following situations:

- Continue working when the tool is worn.
- When drilling in improper material.
- When drilling deeper than the flute's length.
- When the drill bit is used with an improper machine.

How can I check the wear limit of drill bits?

- Check the state and wear level of the carbide tip.
- Verify the state of the drill's flutes.
- The drill holder of the power tool is a good indicator of wear.

Carbide tip worn out

LOOSE CARBIDE TIP

Happens when the drill is still being used even if completely worn. The heat generated can melt the brazing and loosen the carbide insert.

NON-ACCEPTABLE CLAIM

FLUTE RUPTURE

The metal fatigue has worn out the tip and, if used beyond this point, can lead to a flute breach.

NON-ACCEPTABLE CLAIM



Carbide tip worn out

FLUTE RUPTURE

Flute rupture caused by insufficient heat treatment (carbide tip is visibly not worn).

ACCEPTABLE CLAIM


Carbide tip in good condition

FLUTE RUPTURE

Drilling over the flute length causes the dust channel to clog and the subsequent overload results in flute breach.
The non-fluted part of the drill shows unusual wear when it should be clear.

NON-ACCEPTABLE CLAIM

HEAD BREACH

Can be due to operator drilling over the useful length or possibly keeping on using a worn out drill until rupture.

NON-ACCEPTABLE CLAIM

CARBIDE TIP BREACH

Due to the tip violently impacting very hard bodies like the metal rebar of reinforced concrete.

NON-ACCEPTABLE CLAIM



CARBIDE TIPPED CRACK

The tip crack was caused by the hard material, then drilling continued as it is.

NON-ACCEPTABLE CLAIM

CLAIM ACCEPTANCE FOR DELTATOP DRILL BITS

USUAL LIFE OF DELTATOP BIT

When the tip's ridge line of the drill bits looks like the picture,it is considered worn out (see left)

NON-ACCEPTABLE CLAIM

USUAL LIFE OF DELTATOP BIT

The shank part of the drill bit is considered worn out when it is burnt blue (Used with only rotation or used after the tip has worn out). The shank of the drill bit could turn blue also when drilling on extremely hard material.

NON-ACCEPTABLE CLAIM

LOOSE DELTATOP CARBIDE TIP

If the head shows burnt blue areas, it means the operator has continued working with a worn out drill bit. The heat generated has melted the brazing and caused the carbide insert to loosen.

NON-ACCEPTABLE CLAIM

However, when the tip is detached at the early stage without having the flute turning blue, this claim will be accepted.

ACCEPTABLE CLAIM

HOW TO VERIFY THE DRILL BIT'S WEAR LEVEL ?

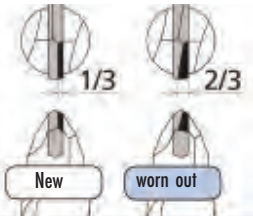

When the tip's ridge line of the drill bits looks like the picture,it is considered worn out (see left).

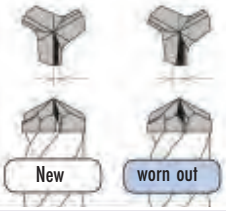

When the tip's ridge line of the drill bits looks like the picture,it is considered worn out (see left).

CLAIM ACCEPTANCE

DYSFUNCTION AT THE POWER CHUCKS SDS PLUS NOTCHES

POWER TOOL CHUCK IN GOOD CONDITION √

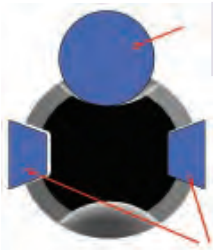

Steel ball, responsible for axial fixing.

Trapezoidal noses responsible for rotation.

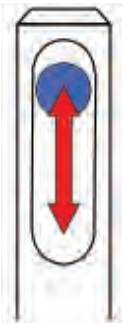

Axial movement of the drill is correct.

DAMAGED POWER TOOL CHUCK X

A worn out trapezoidal does not transmit the rotation movement correctly, thus forcing the ball to transmit rotation as well as axial movement. The ball impacts and forces against the notch, damaging the chuck.

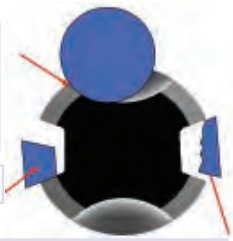

Worn out trapezoidal nose.

Broken trapezoidal nose.

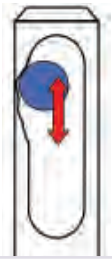

A worn out chuck does not allow a correct transmission of the axial impact movement.

Extreme example

CONCLUSION:
This results in the drill rotating without correctly hammering which leads to excessivefriction and over-heating of the drill bit.

NON-ACCEPTABLE CLAIM

BLUE-MASTER® by celesa

2026 PRICE LIST

GROSS PRICE 2025 + 7%

Effective from 4 May 2026

POINTS & CHISELS

POINTS AND CHISELS FOR ELECTROPNEUMATIC MACHINES

SDS Plus

SDS PLUS

	WIDTH mm	LENGTH. mm	€
POINT			
P02140	-	140	9,64
P02250	-	250	15,37
CHISEL			
C02140	20	140	9,64
C02250	20	250	15,37
CHISEL (low vibration)			
CV02250	20	250	19,48
CHASING GOUGE			
R02250	22	250	31,18
WIDE CHISEL			
CA02140	40	140	12,04
CA02250	40	250	26,48
CA06250	60	250	42,08
TILE CHISEL			
CZ02250	40	250	42,53
CHASING GOUGE WITH GLIDES			
RA02250	22	250	90,76
STICKING PICKET TOOL			
PIPLUS1/2	1/2 = 12,7	170	51,25
PIPLUS5/8	5/8 = 15,87	170	53,36

POINTS AND CHISELS FOR ELECTROPNEUMATIC MACHINES

SDS Max

SDS MAX

	WIDTH mm	LENGTH. mm	€
POINT			
P01280	-	280	20,09
P01400	-	400	20,51
P01600	-	600	32,55

P01400

PR01400

PRR1400

POINT (low vibration)			
PR01400	-	400	38,26
PRR1400	-	400	41,20

PRH1400

POINT PRH (low vibration)			
PRH1400	-	400	41,89

C01400

CHISEL			
C01280	25	280	20,03
C01400	25	400	20,40
C01600	25	600	32,46



CR01400

CHISEL (low vibration)			
CR01400	25	400	39,79



CH01400

CHISEL (low vibration)			
CH01400	25	400	41,89

POINTS AND CHISELS FOR ELECTROPNEUMATIC MACHINES

SDS Max

SDS MAX

C0175

	WIDTH mm	LENGTH. mm	€
WIDE CHISEL			
C0150	50	400	38,44
C0175	75	300	50,48
C01115	115	350	100,18

CZ0150

TILE CHISEL			
CZ0150	50	300	60,77

CM0110

BRICK RAKING CHISEL			
CM0110	8	300	72,19

BU45

BUSH HAMMER			
BU45	45	250	221,56

CD0132

MORTAR CHISEL			
CD0132	32	280	93,78*

CMD0132

TCT MORTAR CHISE			
CMD0132	38	280	214,53*

*Until end of stock

STICKING PICKET TOOL			
PI5/8	5/8 = 15,87	250	58,32
PI3/4	3/4 = 19,05	250	61,25
PI1	1=25,40	250	64,36

POINTS AND CHISELS FOR ELECTROPNEUMATIC MACHINES

BOSCH Ø 16,5 19



BOSCH ⬢ 19 - Ø 16,5 mm

	WIDTH mm	LENGTH. mm	€
POINT			
P05300	-	300	45,02*
P05400	-	400	53,92
P05600	-	600	67,07
CHISEL			
C05300	25	300	45,02
C05400	25	400	63,43
WIDE CHISEL			
CA05300	50	300	56,28
CA0575	75	300	63,49
CHASING GOUGE			
R05300	25	300	85,81*

*Until end of stock

BOSCH 19



BOSCH ⬢ 19 mm

	WIDTH mm	LENGTH. mm	€
POINT			
P04400	-	400	39,91
P04600	-	600	53,00
CHISEL			
C04300	25	300	40,26*
C04400	25	400	42,12
C04600	25	600	54,69
WIDE CHISEL			
CA04300	50	300	79,01
CA04450	50	450	81,82
CHASING GOUGE			
R04300	25	300	118,17*

*Until end of stock

POINTS AND CHISELS FOR ELECTROPNEUMATIC MACHINES

KANGO Ø 19

21



KANGO ⬢ 21 - Ø 19 mm

	WIDTH mm	LENGTH. mm	€
POINT			
P06400	-	380	54,11
P06450	-	460	63,04
P06600	-	600	82,62
CHISEL			
C06400	25	380	54,11
C06450	25	460	59,26
C06600	25	600	73,73
WIDE CHISEL			
CA06400	50	400	116,66
CA0675400	75	400	124,43
CHASING GOUGE			
R06300	33	300	98,08*

*Until end of stock

BOSCH

28





BOSCH ⬢ 28 mm

	WIDTH mm	LENGTH. mm	€
POINT			
P07400	-	400	62,61
P07450	-	450	94,64
CHISEL			
C07400	33	400	64,63

POINTS AND CHISELS FOR ELECTROPNEUMATIC MACHINES

MAKITA Ø 13
17



MAKITA ⬢ 17 - Ø 13 mm

	WIDTH mm	LENGTH. mm	€
POINT			
P10280	-	280	**42,55**
P10450	-	450	**53,55**
CHISEL			
C10280	22	280	**50,04**
C10450	22	450	**56,73**
WIDE CHISEL			
CA10280	50	280	**115,03**

MAKITA Ø 24
30



MAKITA ⬢ 30 - Ø 24 mm

	WIDTH mm	LENGTH. mm	€
POINT			
P11410	-	410	**65,39**
P11550	-	700	**133,24**
CHISEL			
C11410	30	410	**67,06**
WIDE CHISEL			
CA1175	75	410	**91,19**
CA11125	125	400	**208,69**

HILTI
22

HILTI ⬢ 22

	WIDTH mm	LENGTH. mm	€
POINT			
P21360	-	360	**32,81**
P21500	-	500	**48,82**
POINT (low vibration)			
PR21360	-	360	**62,84**
CHISEL			
C21360	28	360	**30,61**
C21500	28	500	**48,69**
WIDE CHISEL			
CA21360	80	360	**75,73**
CA21500	80	500	**77,16**

POINTS AND CHISELS FOR PNEUMATIC MACHINE

HEX. 22

P17450

C17450

HEXAGONAL ⬢ 22 x 82 mm

	WIDTH mm	LENGTH. mm	€
POINT			
P17450	-	450	43,87
P171000	-	1000	114,43
CHISEL			
C17450	30	450	43,87

HEX. 25

P18500

C18500

HEXAGONAL ⬢ 25 x 108 mm

	WIDTH mm	LENGTH. mm	€
POINT			
P18500	-	500	61,04
CHISEL			
C18500	30	500	61,04

HEX. 28



P19550

HEXAGONAL ⬢ 28 x 160 mm

	WIDTH mm	LENGTH. mm	€
POINT			
P19550	-	550	85,83

HEX. 32



P20550

HEXAGONAL ⬢ 32 x 160 mm

	WIDTH mm	LENGTH. mm	€
POINT			
P20550	-	550	101,08

BLUE-MASTER® by celesa

2026 PRICE LIST

GROSS PRICE 2025 + 7%

Effective from 4 May 2026

CUTTING SAW BLADES

GUIDELINE TO SELECT THE CIRCULAR SAW BLADES

REFERENCE		PRODUCTION MATERIAL	MACHINE	APPLICATION				Page	
FF93		HSS	CUT-OFF MACHINE	CUTS < 5 mm	Ø EXT. 20-315	e mm 0,2-6	Z 24-200	520	METAL
FF94		HSS	CUT-OFF MACHINE	CUTS > 5 mm	Ø EXT. 50-315	e mm 0,5-6	Z 20-100	521	
FF68		HSS OX	CUT-OFF MACHINE		Ø EXT. 175-550	e mm 1,6-4	Z 70-340	521	
S5CM		CARBIDE TIPPED	CUT-OFF MACHINE		Ø EXT. 160-400	e mm 2,8-3,6	Z 48-120	522	
S8CM		CARBIDE TIPPED	CUT-OFF MACHINE		Ø EXT. 180-355	e mm 1,8-2,2	Z 44-60	522	
DD7		TOP METAL	ANGLE GRINDER	INOX Cu-Ni-La CAST IRON	Ø EXT. 105-400	e mm 1,2-2,5	CONTINUOUS	530	
DD36		HCS	ANGLE GRINDER		Ø EXT. 115	e mm 1	Z 60	530	
S7CM		CARBIDE TIPPED	CUT-OFF MACHINE		Ø EXT. 150-355	e mm 2,2-2,6	Z 30-80	522	WOOD EXTRA
S1CM		CARBIDE TIPPED	CUT-OFF MACHINE		Ø EXT. 160-700	e mm 2,5-5,2	Z 16-120	523	
S4CM		CARBIDE TIPPED	CUT-OFF MACHINE		Ø EXT. 127-230	e mm 2,6-2,8	Z 10-64	523	
S2CM		CARBIDE TIPPED	CUT-OFF MACHINE		Ø EXT. 200-350	e mm 3,2-3,6	Z 60-108	524	
SINC		CARBIDE TIPPED	CUT-OFF MACHINE		Ø EXT. 80-160	e mm 3,6	Z 22	524	
S3CM		CARBIDE TIPPED	GROOVING MACHINE		Ø EXT. 15-200	Ø INT. 3,5-6	Z 12-32	524	
S6CM		CARBIDE TIPPED	CUT-OFF MACHINE		Ø EXT. 220-350	e mm 3,2-3,6	Z 42-72	525	
S11CM		PCD	MITER SAW		Ø EXT. 254-305	Ø INT. 2,6-2,8	Z 60-80	525	
DD37		CV	ANGLE GRINDER		Ø EXT. 110-125	e mm 1,2	Z 40-100	526	
DD23		CARBIDE TIPPED	ANGLE GRINDER		Ø EXT. 115-125	e mm 3,8	Z 3-6	526	

GUIDELINE TO SELECT THE CIRCULAR SAW BLADES

REFERENCE		PRODUCTION MATERIAL	MACHINE	APPLICATION				Page	
DMA115		HCS	ANGLE GRINDER	PVC	Ø EXT. 115	Ø INT. 22,23	R.P.M. 12.500	527	WOOD EXTRA
DMB100		HCS	ANGLE GRINDER	PVC	Ø EXT. 100	Ø INT. 22,23	R.P.M. 12.500	527	
DMC125		HCS	ANGLE GRINDER	PVC	Ø EXT. 125	Ø INT. 22,23	R.P.M. 12.500	527	
NEW DMR		HCS	ANGLE GRINDER		Ø EXT. 115 125	Ø INT. 22,23	R.P.M. 12.500 12.500	527	
NEW FRDB			ANGLE GRINDER	M14x2	Ø48		R.P.M. 12.500	528	
NEW FEDB			ANGLE GRINDER	M14x2	Ø30		R.P.M. 12.500	528	
NEW FDB			ANGLE GRINDER	M14x2	Ø20 Ø25 Ø30		R.P.M. 12.500	528	
NEW DMD		EXTRA HARD QUALITY	ANGLE GRINDER	PVC	Ø EXT. 115 125	Ø INT. 22,23	R.P.M. 12.500	529	
NEW DME		EXTRA HARD QUALITY	ANGLE GRINDER	PVC	Ø EXT. 102	Ø INT. 22,23	R.P.M. 11.000	529	
DD34		CARBIDE TIPPED, EXTRA HARD QUALITY	ANGLE GRINDER		Ø EXT. 115 125	Ø INT. 22,23	R.P.M. 13.300 12.250	529	
S9CM		CARBIDE TIPPED	CUT-OFF MACHINE		Ø EXT. 300-350	e mm 3,2-4,4	Z 60-108	525	MULTI-PURPOSE
S10CM		PCD	CUT-OFF MACHINE		Ø EXT. 160-230	e mm 2,2/1,6	Z 6	525	
NEW DD27		CARBIDE TIPPED	ANGLE GRINDER	Al	Ø EXT. 125	e mm 1,2	Z 24	526	
SCEP		TOP MULTIFUNCTION	ANGLE GRINDER	CAST IRON	115-125 230-300 355-400	2,2-2,2 3-3,2 3,5-3,5	8-9 18-22 26-30	530	
SCMD		Tungsten	ANGLE GRINDER	PVC	Ø EXT. 115-230	e mm 1,6-3,0	SEGMENTED	531	
MDT			ANGLE GRINDER	PVC	Ø EXT. 50-115	e mm 1,8-5	SEGMENTED	531	
FFLATIG RFLATIG		HSS	HOSE CUTTING MACHINE	PVC	Ø EXT. 200-300	e mm 2-3	CONTINUOUS 220	532	

ACCESORIES FOR SAW BLADES, RINGS AND CUTTING DISCS

CRS			ANGLE GRINDER	Ø EXT. 20-40	Ø INT. 16-32	e mm 1,4-2,2	532
ADQCA			ANGLE GRINDER		M14x2		532

GUIDELINE TO SELECT THE CIRCULAR SAW BLADES

REFERENCE		PRODUCTION MATERIAL	MACHINE	APPLICATION	Ø EXT.	e mm	GRAIN	Page	
DD1		DIAMOND GENERAL DE OBRA	ANGLE GRINDER		115-125-180 230-300-350	2-2-2,4 2,8-3-3,2	9-9-14 18-22-24	533	CONSTRUCTION
DD2		TOP DIAMOND GENERAL DE OBRA HIGH PERFORMANCE	ANGLE GRINDER		115-125 180-230	1,8-2,2 2,2-2,4	9-9 14-18	533	
DD3		TURBO	ANGLE GRINDER		115-125 180-230	2-2,2 2,8-2,8	CONTINUOUS	533	
DD4		TOP TURBO HIGH PERFORMANCE	ANGLE GRINDER		115-125 180-230	1,8-2,5 2,5-2,8	CONTINUOUS	534	
NEW DD29		TWIN TILE DOUBLE FACE	ANGLE GRINDER	Dekton	125	1,6	40-45 50-60	534	
DD6		TOP TILE HIGH PERFORMANCE	ANGLE GRINDER		115-125 180-230	1,5-1,5 1,8-2,0	CONTINUOUS	534	
DD8		XCLEAN TILE HIGH PERFORMANCE	ANGLE GRINDER		115 125	1,4 1,4	CONTINUOUS	535	
DD35		3X DOUBLE FACE	ANGLE GRINDER		115 125	1,5	CONTINUOUS	535	
DD5		DIAMOND H_2O	ANGLE GRINDER		115-125 180-230	2-2,2 2,4-2,8	CONTINUOUS	536	
DD9		CANTERO	ANGLE GRINDER		115 125 230	2 2 2,8	9 9 18	536	
DD12		MARMOLISTA	ANGLE GRINDER		115-125 300-350	2-2 3-3,2	9-9 22-24	536	
DD13		ABRASIVES	ANGLE GRINDER		350 400	3,2 3,4	21 24	537	
DD14		ASPHALT	ANGLE GRINDER		300 350 400	3 3,2 3,4	18 21 24	537	
DD15		CONCRETE	ANGLE GRINDER		115-125-230 300-350	2,5-2,5-2,8 3,2-3,4	9-9-18 22-24	537	
DR		TOP WALL	ANGLE GRINDER	CAST IRON	115 125 150	6,4 6,4 6,4	8 9 12	538	
NEW DD39		2X	ANGLE GRINDER		125	22,23	50-60 40-50 35-40	538	
DD22		CARBIDE TIPPED EXTRA HARD QUALITY	ANGLE GRINDER		115	22,23		538	
DD10		UNIVERSAL STONE	ANGLE GRINDER		115 125 180	16 20 28	SURFACE WORKS	539	
DD11		TOP STONE	ANGLE GRINDER		115 125 180	16 20 28	SURFACE WORKS	539	
DD20		TOP STONE THREAD	ANGLE GRINDER	M14x2	115 125	18 20	SURFACE WORKS	539	
NEW DD40		BOOMERANG	ANGLE GRINDER		115	22,23		539	

GUIDELINE TO SELECT THE CIRCULAR SAW BLADES

REFERENCE	QUALITY MATERIAL	MACHINE	FORM		APPLICATION	Ø EXT.	e mm		Page	
AB05	★★	ANGLE GRINDER	T41 CUTTING	90°	INOX	115 125	1		541	INOX
AB11	★★★	ANGLE GRINDER	T41 T42 CUTTING	90°	INOX	115 125 230	1 1,9 2,5	Grain 46/60 30/36	541	METAL
AB15	★★★	ANGLE GRINDER	T27 POLISHING	15°	INOX	115 125		Grain 40/120	543	
AB20	★★	ANGLE GRINDER	T27 POLISHING ROUGHING	15°	INOX	115 125		Grain 40/120	543	
AB17	★★★	ANGLE GRINDER	T42 POLISHING	90°		115 125 230	2,5	Grain 30/36	542	STONE
AB18	★★★	ANGLE GRINDER	T41 POLISHING ROUGHING	90°	INOX	115 125 230	1,6 1,6 2,0	Grain 36/46	542	MULTIFUNCTION
DD21		ANGLE GRINDER			INOX CAST IRON	115 125			543	

POLISHING DISC- SANDING BODY AND ACCESORIES

DD24	FELT	SANDER	ANTI-OXIDE POLISHING Polishing and finish of surfaces.		100	Ø INT. 22,23	544
DD25	VELCRO	SANDER	HOOK & LOOP BACKING PAD Polishing and sanding of surfaces		100 115 125	Ø INT. M14x2	544
DD26		SANDER	POLISHING DISC FOR STONE Optimal surface polishing.		100	Grain 50/100/50/300 500/800/1000 1500/2000/3000	544
DD28	VELCRO	SANDER	POLISHING DISC OF OXIDE ALUMINIUM Different finish quality according to the grain.		100 115 125	Grain 60/80/120/240	545
DD33	VELCRO	SANDER	FELT POLISHING PAD Polishing, finish and final brightening in all surfaces.		100 115 125	e mm 6	545
DD31	VELCRO	SANDER	POLISHING FOAM Fine finish. Specific for automotive and nautical applications.		100 115 125	e mm 25	545
DD32	VELCRO	SANDER	WOOL DISC Polishing, finish and final brighte-ning in all surfaces.		100 115 125	e mm 25	545

CDR QUICK CHANGE BACKING PAD AND ACCESORIES

NEW RLOC	CDR	STRAIGHT GRINDER		NEW RLOC4 RLOC5	Ni Ti BRASS BRONZE	546 547
NEW RLOC1	Al PVC			NEW RLOC6	INOX Al	546 547
NEW RLOC2	INOX			NEW RLOC7	INOX Al PVC	546 547
NEW RLOC3	INOX Al			NEW RLOC8	INOX Al Ni	546 547

SANDING BELT AND FLAPPING WHEELS

AB50	★★★	SANDING BELT	PVC	L1 100	L2 690	Grain 40-120	548
FP		FLAPPING WHEELS		Ø EXT. 30 / 40 50 / 60 / 80		Grain 40-120	548

SLITTING SAWS FOR METAL - FINE TEETH

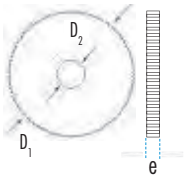

Ref. FF93 | HSS | DIN 1837 | CUTS < 5 mm



D1 mm	e mm	D2 mm	Z	FF93 €
20	0,20	5	80	20,36
20	0,25	5	64	20,36
20	0,30	5	64	18,29
20	0,40	5	64	18,29
20	0,50	5	48	17,60
20	0,60	5	48	17,60
20	0,80	5	48	17,60
20	1,00	5	40	17,60
20	1,20	5	40	20,36
20	1,60	5	40	22,39
20	2,00	5	32	23,26
20	2,50	5	32	28,01
20	3,00	5	32	30,28
20	4,00	5	24	40,06
20	5,00	5	24	46,97
20	6,00	5	24	53,50
25	0,20	8	80	20,89
25	0,25	8	80	20,89
25	0,30	8	80	19,46
25	0,40	8	64	19,46
25	0,50	8	64	18,54
25	0,60	8	64	18,54
25	0,80	8	48	18,54
25	1,00	8	48	18,54
25	1,20	8	48	21,32
25	1,60	8	40	22,77
25	2,00	8	40	24,36
25	2,50	8	40	26,38
25	3,00	8	32	35,82
25	4,00	8	32	42,50
25	5,00	8	32	49,74
25	6,00	8	32	55,73
32	0,20	8	100	22,33
32	0,25	8	100	22,33
32	0,30	8	80	20,36
32	0,40	8	80	20,36
32	0,50	8	80	19,45
32	0,60	8	64	19,45
32	0,80	8	64	19,45
32	1,00	8	64	19,45
32	1,20	8	48	22,80
32	1,60	8	48	22,92
32	2,00	8	48	25,84
32	2,50	8	40	27,98
32	3,00	8	40	31,19
32	4,00	8	40	45,42
32	5,00	8	32	55,31
32	6,00	8	32	58,52

D1 mm	e mm	D2 mm	Z	FF93 €
40	0,20	10	128	24,15
40	0,25	10	100	24,15
40	0,30	10	100	23,25
40	0,40	10	100	23,25
40	0,50	10	80	21,73
40	0,60	10	80	21,73
40	0,80	10	80	21,73
40	1,00	10	64	21,73
40	1,20	10	64	23,36
40	1,60	10	64	24,79
40	2,00	10	48	26,85
40	2,50	10	48	29,99
40	3,00	10	48	35,43
40	4,00	10	40	41,10
40	5,00	10	40	62,29
40	6,00	10	40	68,40
50	0,20	13	128	32,88
50	0,25	13	128	28,82
50	0,30	13	128	26,20
50	0,40	13	100	26,20
50	0,50	13	100	24,79
50	0,60	13	100	24,79
50	0,80	13	80	24,79
50	1,00	13	80	24,79
50	1,20	13	80	26,20
50	1,60	13	64	28,56
50	2,00	13	64	30,84
50	2,50	13	64	33,02
50	3,00	13	48	37,80
50	4,00	13	48	43,75
50	5,00	13	48	57,96
50	6,00	13	40	77,46
63	0,25	16	160	35,11
63	0,30	16	128	29,83
63	0,40	16	128	29,83
63	0,50	16	128	28,68
63	0,60	16	100	28,68
63	0,80	16	100	28,68
63	1,00	16	100	28,68
63	1,20	16	80	29,64
63	1,60	16	80	33,08
63	2,00	16	80	35,64
63	2,50	16	64	37,61
63	3,00	16	64	41,70
63	4,00	16	64	52,50
63	5,00	16	48	66,44
63	6,00	16	48	74,26
80	0,30	22	160	39,27
80	0,40	22	160	39,27
80	0,50	22	128	34,12
80	0,60	22	128	34,12
80	0,80	22	128	34,12
80	1,00	22	100	34,12
80	1,20	22	100	35,17
80	1,60	22	100	37,27
80	2,00	22	80	41,04
80	2,50	22	80	49,11
80	3,00	22	80	53,55
80	4,00	22	64	65,66
80	5,00	22	64	80,63
80	6,00	22	64	90,49

D1 mm	e mm	D2 mm	Z	FF93 €
100	0,50	22	160	43,16
100	0,60	22	160	39,60
100	0,80	22	128	39,60
100	1,00	22	128	39,60
100	1,20	22	128	41,17
100	1,60	22	100	49,50
100	2,00	22	100	54,59
100	2,50	22	100	61,34
100	3,00	22	80	66,44
100	4,00	22	80	90,49
100	5,00	22	80	101,15
100	6,00	22	64	118,27
125	0,60	22	160	64,46
125	0,80	22	160	60,30
125	1,00	22	160	60,30
125	1,20	22	128	60,30
125	1,60	22	128	63,08
125	2,00	22	128	66,71
125	2,50	22	100	70,64
125	3,00	22	100	78,55
125	4,00	22	100	117,32
125	5,00	22	80	137,20
125	6,00	22	80	153,11
160	1,00	32	160	92,41
160	1,20	32	160	84,82
160	1,60	32	160	87,61
160	2,00	32	128	90,49
160	2,50	32	128	100,76
160	3,00	32	128	114,43
160	4,00	32	100	161,53
160	5,00	32	100	191,81
160	6,00	32	100	218,75
200	1,00	32	200	122,25
200	1,20	32	200	122,25
200	1,60	32	160	121,30
200	2,00	32	160	128,44
200	2,50	32	160	146,43
200	3,00	32	128	163,91
200	4,00	32	128	232,30
200	5,00	32	128	276,04
200	6,00	32	100	317,10
250	1,60	32	200	174,65
250	2,00	32	200	177,99
250	2,50	32	160	203,48
250	3,00	32	160	224,45
250	4,00	32	160	325,43
250	5,00	32	128	387,83
250	6,00	32	128	459,52
315	2,50	40	200	318,74
315	3,00	40	200	357,81
315	4,00	40	160	462,21
315	5,00	40	160	565,79
315	6,00	40	160	669,41

SLITTING SAWS FOR METAL - COARSE TEETH

Ref. FF94

HSS | DIN 1838 | CUTS > 5 mm

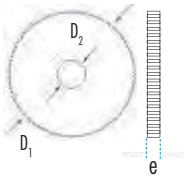

D1 mm	e mm	D2 mm	Z	FF94 €
50	0,5	13	48	28,15
50	0,6	13	48	28,15
50	0,8	13	40	28,15
50	1,0	13	40	28,15
50	1,2	13	40	29,44
50	1,6	13	32	32,02
50	2,0	13	32	33,34
50	2,5	13	32	35,44
50	3,0	13	24	38,30
50	4,0	13	24	49,62
50	5,0	13	24	61,83
50	6,0	13	20	67,45
63	0,5	16	64	31,14
63	0,6	16	48	31,14
63	0,8	16	48	31,14
63	1,0	16	48	31,14
63	1,2	16	40	31,58
63	1,6	16	40	35,70
63	2,0	16	40	38,48
63	2,5	16	32	40,20
63	3,0	16	32	44,54
63	4,0	16	32	53,89
63	5,0	16	24	65,04
63	6,0	16	24	72,87
80	0,6	22	64	34,67
80	0,8	22	64	34,67
80	1,0	22	48	34,67
80	1,2	22	48	35,77
80	1,6	22	48	38,43
80	2,0	22	40	40,42
80	2,5	22	40	48,16
80	3,0	22	40	52,52
80	4,0	22	32	64,23
80	5,0	22	32	78,80
80	6,0	22	32	88,11
100	0,6	22	80	41,23
100	0,8	22	64	38,92
100	1,0	22	64	38,92
100	1,2	22	64	40,41
100	1,6	22	48	48,74
100	2,0	22	48	53,61
100	2,5	22	48	60,22
100	3,0	22	40	64,90
100	4,0	22	40	88,63
100	5,0	22	40	99,15
100	6,0	22	32	116,05

D1 mm	e mm	D2 mm	Z	FF94 €
125	0,8	22	80	59,18
125	1,0	22	80	59,18
125	1,2	22	64	59,18
125	1,6	22	64	62,23
125	2,0	22	64	64,83
125	2,5	22	48	69,24
125	3,0	22	48	76,43
125	4,0	22	48	114,61
125	5,0	22	40	134,53
125	6,0	22	40	149,34
160	1,0	32	80	83,64
160	1,2	32	80	83,70
160	1,6	32	80	86,48
160	2,0	32	64	88,75
160	2,5	32	64	98,77
160	3,0	32	64	112,87
160	4,0	32	48	157,98
160	5,0	32	48	188,14
160	6,0	32	48	212,65
200	1,2	32	100	97,86
200	1,6	32	80	118,44
200	2,0	32	80	127,05
200	2,5	32	80	143,23
200	3,0	32	64	160,76
200	4,0	32	64	225,74
200	5,0	32	64	268,72
200	6,0	32	48	312,36
250	1,6	32	100	164,49
250	2,0	32	100	175,73
250	2,5	32	80	199,58
250	3,0	32	80	221,23
250	4,0	32	80	323,71
250	5,0	32	64	378,52
250	6,0	32	64	448,04
315	2,5	40	100	314,12
315	3,0	40	100	350,89
315	4,0	40	80	453,27
315	5,0	40	80	550,60
315	6,0	40	80	670,60

CIRCULAR SAW BLADES FOR CUTTING-OFF MACHINES

Ref. FF68

HSS | OX



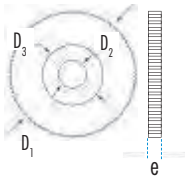

D1 mm	e mm	D2 mm	D3 mm	Z	FF68 €
175	2,0	32	75	70/90/110/140/180	126,50
200	1,8/2"	32	90	80/100/128/160/200	130,16
225	1,6	32	90	90/120/140/180/220	143,84
225	2,0	32/40	90		136,77
250	1,2	32/40	100	90/100/128/160/200/250	197,23
250	1,6	32/40	100		157,06
250	2,0	32/40	100		154,99
250	2,5	32/40	100		173,40
275	1,6	32/40	100	90/110/120/140 180/220/280	207,41
275	2,0	32/40	100		204,01
275	2,5	32/40	100		212,31
300	2,0	32	100	90/120/160/180/220/300	250,72
300	2,5	32	100		256,41
300	3,0	32	100		310,00
315	2,0	32	100	80/100/120/160 200/240/320	273,51
315	2,5	32/40	100		274,67
315	3,0	32	100		329,43
350	2,5	32/40/50	120	90/110/120/140/160 180/220/280/350	351,01
350	3,0	32/40/50	120		394,32
370	3,0	50	120	90/110/120/140/160/200/220	496,88
400	3,0	40/50	120	100/120/160/200/240/310	578,95
400	3,5	40/50	120		631,37
425	3,0	40/50	120	110/160/220/260/320	651,91
425	3,5	40/50	120		713,43
450	3,0	40/50	120		847,91
450	3,5	40/50	130	110/130/160/200/260/310	920,85
450	4,0	40/50	130		968,71
500	3,5	40/50	130	100/120/140/180/220/340	1.185,25
500	4,0	40/50	130		1.253,64
525	4,0	50	140	100/140/160/210/270/330	1.424,60
550	4,0	50	140	120/140/170/220/280/340	1.492,97

Check other ranges of saw for miter under request.
HssCo, HSS, TiN, etc...

CARBIDE TIPPED SLITTING SAWS FOR PLUNGE OR MITER SAWING

Ref. S5CM

Medium or small thickness specific circular saw blade for NON-FERROUS MATERIALS as ALUMINIUM PROFILES, PVC and other plastics. WINDOWS MANUFACTURING. Alternated trapezoidal tooth geometry with negative angle.

CARBIDE TIPPED

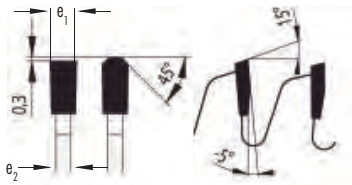

S5CM

	D1 mm	e_1 mm	e_2 mm	D2 mm	Z	€
S5CM160202848	160	2,8	2,2	20	48	**95,20**
S5CM190302856	190	2,8	2,2	30	56	**108,77**
S5CM200303260	200	3,2	2,5	30	60	**133,39**
S5CM250303280	250	3,2	2,5	30	80	**185,07**
S5CM260303280	260	3,2	2,5	30	80	**188,67**
S5CM300303296	300	3,2	2,5	30	96	**217,57**
S5CM330303296	330	3,2	2,5	30	96	**241,49**
S5CM3503036108	350	3,6	2,8	30	108	**261,09**
S5CM3803036110	380	3,6	2,8	30	110	**280,78**
S5CM4003036120	400	3,6	2,8	30	120	**293,85**

Ref. S8CM

Circular saw blade for metal, solid workpieces, profiles, tubes.
Not suitable for STAINLES STEEL.

CARBIDE TIPPED

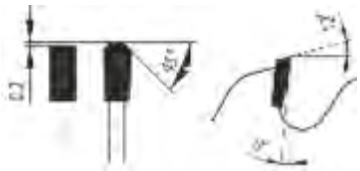



S8CM

	D1 mm	e mm	D2 mm	Z	€
S8CM180201844	180	1,8	20,0	44	**161,84**
S8CM190201848	190	1,8	20,0	48	**171,91**
S8CM3052542260	305	2,2	25,4	60	**243,06**
S8CM3052542278	305	2,2	25,4	78	**281,65**
S8CM3552542266	355	2,2	25,4	66	**272,73**
S8CM3552542290	355	2,2	25,4	90	**324,21**

Ref. S7CM

Specific circular saw blade for SANDWICH TYPE PANELS, metal sheets and reduced thickness metals.

CARBIDE TIPPED

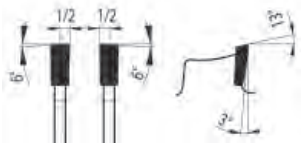



S7CM

	D1 mm	e mm	D2 mm	Z	€
S7CM150202230	150	2,2	20,0	30	**77,80**
S7CM160202230	160	2,2	20,0	30	**79,07**
S7CM170202232	170	2,2	20,0	32	**83,74**
S7CM180202236	180	2,2	20,0	36	**91,76**
S7CM190202238	190	2,2	20,0	38	**101,32**
S7CM200202440	200	2,4	20,0	40	**106,52**
S7CM210302440	210	2,4	30,0	40	**108,23**
S7CM216302440	216	2,4	30,0	40	**109,26**
S7CM230302444	230	2,4	30,0	44	**118,86**
S7CM235302444	235	2,4	30,0	44	**119,75**
S7CM250302448	250	2,4	30,0	48	**132,87**
S7CM300302460	300	2,4	30,0	60	**166,05**
S7CM300302480	300	2,4	30,0	80	**201,27**
S7CM3052542460	305	2,4	25,4	60	**167,37**
S7CM3052542480	305	2,4	25,4	80	**202,54**
S7CM350302680	350	2,6	30,0	80	**230,28**
S7CM3552542680	355	2,6	25,4	80	**231,90**

CARBIDE TIPPED SLITTING SAWS FOR WOOD FOR PLUNGE OR MITER SAWING

Ref. **S1CM**

Universal saw for natural wood and other materials based on wood (not valid for mdf, hdf...)

CARBIDE TIPPED

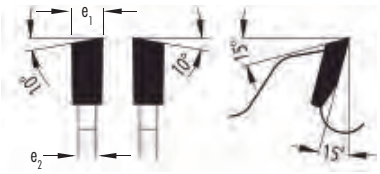

Ref. **S4CM**

Universal blade for a hand-held power tool specific for wood-based materials.

CARBIDE TIPPED

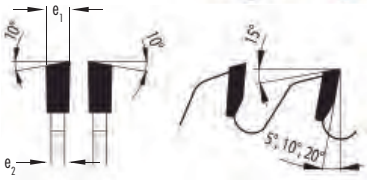

S1CM

	D1 mm	e_1 mm	e_2 mm	D2 mm	Z	€
S1CM160202516	160	2,5	1,6	20	16	**55,29**
S1CM160202524	160	2,5	1,6	20	24	**63,81**
S1CM160202536	160	2,5	1,6	20	36	**71,77**
S1CM160202548	160	2,5	1,6	20	48	**83,05**
S99CM160202548	160	2,5	1,6	20	48	**28,96**
S99CM165202548	165	2,5	1,6	20	48	**32,98**
S1CM180202528	180	2,5	1,6	20	28	**74,79**
S1CM180202556	180	2,5	1,6	20	56	**94,03**
S1CM200202524	200	2,5	1,6	20	24	**69,27**
S1CM200202532	200	2,5	1,6	20	32	**80,30**
S1CM250303240	250	3,2	2,2	30	40	**110,56**
S1CM250303248	250	3,2	2,2	30	48	**119,03**
S1CM250303260	250	3,2	2,2	30	60	**121,52**
S1CM250303264	250	3,2	2,2	30	64	**124,56**
S1CM250303272	250	3,2	2,2	30	72	**135,57**
S1CM250303280	250	3,2	2,2	30	80	**146,55**
S1CM300303248	300	3,2	2,2	30	48	**137,97**
S1CM300303264	300	3,2	2,2	30	64	**155,47**
S1CM300303272	300	3,2	2,2	30	72	**161,31**
S1CM300303296	300	3,2	2,2	30	96	**181,78**
S1CM315303248	315	3,2	2,2	30	48	**155,47**
S1CM350303654	350	3,6	2,5	30	54	**175,95**
S1CM350303672	350	3,6	2,5	30	72	**190,77**
S1CM350303684	350	3,6	2,5	30	84	**199,56**
S1CM3503036108	350	3,6	2,5	30	108	**226,08**
S1CM400303648	400	3,6	2,5	30	48	**156,52**
S1CM400303664	400	3,6	2,5	30	64	**202,48**
S1CM400303684	400	3,6	2,5	30	84	**226,08**
S1CM400303696	400	3,6	2,5	30	96	**234,59**
S1CM4003036120	400	3,6	2,5	30	120	**249,42**
S1CM45030456	450	4,0	2,8	30	56	**198,22**
S1CM45030472	450	4,0	2,8	30	72	**265,78**
S1CM50030464	500	4,0	2,8	30	64	**234,38**
S1CM50030484	500	4,0	2,8	30	84	**312,47**
S1CM600305290	600	5,2	3,5	30	90	**756,38**
S1CM70030460	700	4,0	3,0	30	60	**526,96**



S4CM

	D1 mm	e_1 mm	e_2 mm	D2 mm	Z	€
S4CM127202610	127	2,6	1,6	20	10	**39,50**
S4CM127202620	127	2,6	1,6	20	20	**55,29**
S4CM127202636	127	2,6	1,6	20	36	**66,06**
S4CM130202610	130	2,6	1,6	20	10	**42,01**
S4CM130202620	130	2,6	1,6	20	20	**55,29**
S4CM130202636	130	2,6	1,6	20	36	**68,31**
S4CM140202610	140	2,6	1,6	20	10	**42,01**
S4CM140202620	140	2,6	1,6	20	20	**57,79**
S4CM140202642	140	2,6	1,6	20	42	**72,03**
S4CM150202612	150	2,6	1,6	20	12	**47,27**
S4CM150202624	150	2,6	1,6	20	24	**57,79**
S4CM150202640	150	2,6	1,6	20	40	**74,54**
S4CM150202648	150	2,6	1,6	20	48	**83,57**
S4CM160202612	160	2,6	1,6	20	12	**47,27**
S4CM160202624	160	2,6	1,6	20	24	**57,79**
S4CM160202640	160	2,6	1,6	20	40	**78,30**
S4CM160202648	160	2,6	1,6	20	48	**84,26**
S4CM170302612	170	2,6	1,6	30	12	**50,02**
S4CM170302624	170	2,6	1,6	30	24	**60,55**
S4CM170302640	170	2,6	1,6	30	40	**74,79**
S4CM170302654	170	2,6	1,6	30	54	**92,29**
S4CM180302612	180	2,6	1,6	30	12	**50,02**
S4CM180302624	180	2,6	1,6	30	24	**60,55**
S4CM180302640	180	2,6	1,6	30	40	**76,32**
S4CM180302656	180	2,6	1,6	30	56	**95,05**
S4CM184302612	184	2,6	1,6	30	12	**50,02**
S4CM184302624	184	2,6	1,6	30	24	**60,55**
S4CM184302640	184	2,6	1,6	30	40	**78,82**
S4CM184302656	184	2,6	1,6	30	56	**94,80**
S4CM190302614	190	2,6	1,6	30	14	**55,29**
S4CM190302624	190	2,6	1,6	30	24	**63,04**
S4CM190302630	190	2,6	1,6	30	30	**71,06**
S4CM190302640	190	2,6	1,6	30	40	**84,02**
S4CM190302656	190	2,6	1,6	30	56	**95,05**
S4CM200302816	200	2,8	1,8	30	16	**60,55**
S4CM200302830	200	2,8	1,8	30	30	**76,32**
S4CM200302840	200	2,8	1,8	30	40	**89,26**
S4CM200302864	200	2,8	1,8	30	64	**117,80**
S4CM210302818	210	2,8	1,8	30	18	**65,80**
S4CM210302832	210	2,8	1,8	30	32	**78,82**
S4CM210302840	210	2,8	1,8	30	40	**102,55**
S4CM210302864	210	2,8	1,8	30	64	**124,28**
S4CM216302824	216	2,8	1,8	30	24	**78,82**
S4CM216302848	216	2,8	1,8	30	48	**102,55**
S4CM216302864	216	2,8	1,8	30	64	**124,28**
S4CM230302820	230	2,8	1,8	30	20	**68,31**
S4CM230302834	230	2,8	1,8	30	34	**86,76**
S4CM230302848	230	2,8	1,8	30	48	**105,06**
S4CM230302864	230	2,8	1,8	30	64	**124,28**

CARBIDE TIPPED SLITTING SAWS FOR PLUNGE OR MITER SAWING

Ref. **S2CM**

Specific saw for MDF, HDF, Phenolic Boards. Also valid for non ferrous metals (Aluminium, Copper, Bronze) with an acceptable performance.
Always works with scoring blades.

CARBIDE TIPPED

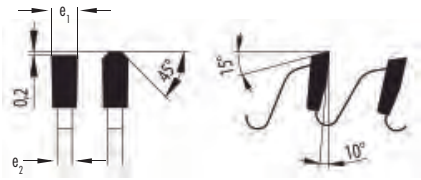

ALWAYS WORKS WITH SCORING BLADE

	D1 mm	e_1 mm	e_2 mm	D2 mm	Z	S2CM €
S2CM200303264	200	3,2	2,2	30	64	**144,35**
S2CM250303260	250	3,2	2,2	30	60	**155,79**
S2CM250303280	250	3,2	2,2	30	80	**184,51**
S2CM300303272	300	3,2	2,2	30	72	**184,51**
S2CM300303272HP*	300	3,2	2,2	30	72*	**184,51**
S2CM300303296	300	3,2	2,2	30	96	**219,24**
S2CM3503036108	350	3,6	2,5	30	108	**248,22**

* High Performance

Ref. **SINC**

Special to solve the problem of the chipping on the interior melamine sheet when cutting laminated board.
Specific for laminated board, chipboard panel and sandwich type panels.

CARBIDE TIPPED

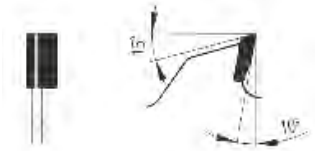



SCORING CIRCULAR SAW BLADE

SCORING CIRCULAR SAW BLADES

	D1 mm	e_1 mm	e_2 mm	D2 mm	Z	SINC €
SINC80203620	80	3,6	2,8	20	20	**104,11**
SINC100203624	100	3,6	2,8	20	24	**110,14**
SINC120203624	120	3,6	2,8	20	24	**112,21**
SINC125203624	125	3,6	2,8	20	24	**112,21**
SINC140203628	140	3,6	2,8	20	28	**128,27**
SINC160203632	160	3,6	2,8	20	32	**134,73**

Ref. **S3CM**

Specific for laminated board, chipboard and sandwich type panels.
Saw for grooving use exclusively.

CARBIDE TIPPED

	D1 mm	e_1 mm	e_2 mm	D2 mm	Z	S3CM €
S3CM150303512	150	3,5	2,5	30	12	**69,20**
S3CM15030412	150	4	2,5	30	12	**71,65**
S3CM15030512	150	5	3,5	30	12	**74,33**
S3CM15030612	150	6	3,5	30	12	**74,33**
S3CM18030416	180	4	2,5	30	16	**81,83**
S3CM18030516	180	5	3,5	30	16	**84,50**
S3CM18030616	180	6	3,5	30	16	**91,60**
S3CM20030432	200	4	2,5	30	32	**126,07**

CARBIDE TIPPED SLITTING SAWS FOR PLUNGE OR MITER SAWING

Ref. S6CM

Specific circular saw blade for melamine, plastics, phenolic panels, MDF, HDF, HPL for cutting without scoring blades

CARBIDE TIPPED



CUTTING WITHOUT SCORING BLADES

MELAMINE CIRCULAR SAW BLADE WITHOUT SCORING

	D1 mm	e mm	D2 mm	Z	S6CM €
S6CM220303242	220	3,2	30	42	**163,01**
S6CM250303248	250	3,2	30	48	**186,33**
S6CM303303260	303	3,2	30	60	**233,37**
S6CM350303672	350	3,6	30	72	**284,18**

Ref. S11CM

For wood and derivative products in miter saws.

CARBIDE TIPPED

	D1 mm	e_1 mm	D2 mm	Z	S11CM €
S11CM260302660	260	2,6	30	60	**146,74**

Ref. S9CM

Circular saw blades for plastics: METHACRYLATE, THERMOPLASTIC in general, POLYURETHANE PANELS...

CARBIDE TIPPED

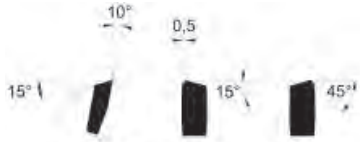



	D1 mm	e_1 mm	D2 mm	Z	S9CM €
S9CM300303260	300	3,2	30	60	**311,27**
S9CM300303296	300	3,2	30	96	**348,15**
S9CM3503035108	350	3,5	30	108	**422,23**
S9CM350304472	350	4,4	30	72	**516,82**
S9CM350604472	350	4,4	60	72	**516,82**

Ref. S10CM

Circular saw blades for CARTON BOARD, PLASTER BOARD, FIBRE CEMENT and ACRYLIC PANELS IN GENERAL. Manufactured with polycrystalline diamond plates, multiplies the performance.

PCD

	D1 mm	e_1 mm	D2 mm	Z	S10CM €
S10CM160202206	160	2,2/1,6	20	6	**243,33**
S10CM210202206	210	2,2/1,6	20	6	**274,51**
S10CM230202206	230	2,2/1,6	20	6	**305,38**

CARBON STEEL CIRCULAR SAW BLADES FOR USE WITH ANGLE GRINDER

Ref. DD37

CV



Carbon steel wood cutting disc.



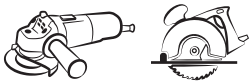

Wood intensive cut.
Use with grinder.

	"	Ø mm	Ø Int. mm	e mm		Z	R.P.M.	€/3U.
								DD37
DD37-110Z40	4,3	110	22,23	1,2	3	40	13.200	21,33
DD37-110Z60	4,3	110	22,23	1,2	3	60	13.200	22,46
DD37-110Z80	4,3	110	22,23	1,2	3	80	13.200	23,03
DD37-110Z100	4,3	110	22,23	1,2	3	100	13.200	24,16
DD37-125Z40	5	125	22,23	1,2	3	40	11.000	22,40
DD37-125Z60	5	125	22,23	1,2	3	60	11.000	23,59
DD37-125Z80	5	125	22,23	1,2	3	80	11.000	24,18
DD37-125Z100	5	125	22,23	1,2	3	100	11.000	25,37

CARBIDE TIPPED SLITTING SAWS

Ref. DD23

CARBIDE TIPPED



Wood cutting and slitting disc.
Carbide tipped, high resistance and durability.
Use with grinder.

Special for cutting and grooving; shape creations, reliefs and wood figures.

CUTTING

CARVING

	"	Ø mm	Ø Int. mm	e mm		Z	R.P.M.	€
								DD23
DD23-115	4,5	115	22,23	3,8	1	3	15.500	17,21
DD23-125	5	125	22,23	3,8	1	6	13.300	19,68

NEW

Ref. DD27

CARBIDE TIPPED | 65 Mn | Al



Solid carbide tip toothed cutting disc for alluminium, wood and plastic.
Reducing rings 22,22x16 mm and 22,22x20 mm are included.

MULTIFUNCTION

	"	Ø mm	Ø Int. mm	e mm		Z	R.P.M.	€
								DD27
DD27-125	5	125	22,22	1,2	1	24	11.000	26,37

WOOD ROUGHING DISC FOR USE WITH ANGLE GRINDER

Ref. DMA115 HCS PVC

Special FLAT disc for great roughing in wood and non-metallic materials.



Provides a fast performance in cleaning, roughing and finishing of flat surfaces.

Suitable for angle polishing and moulding with easy manoeuvrability.

	D1 mm	D2 mm	R.P.M.	DMA €
DMA115	115	22,23	12.500	**29,64**

Ref. DMB100 HCS PVC

Special CHAMFER ROUND disc for great roughing in wood and non-metallic materials.



Provides a fast performance in cleaning, roughing and finishing of flat and curved surfaces: moth-eaten beams and all kinds of wood structures.
Suitable for angle polishing and moulding with easy manoeuvrability.

	D1 mm	D2 mm	R.P.M.	DMB €
DMB100	100	22,23	12.500	**28,79**

Ref. DMC125 HCS PVC

Special CORNER RADIUS disc for great roughing in wood and non-metallic materials.

Provides a fast performance in cleaning, roughing and finishing of flat and curved surfaces. Able to work with front end and corner. Specially suitable for all types of works in wood structures, moth-eaten beams. etc

Remarkable versatility in surfaces with all kind of curvatures. Suitable for angle polishing and moulding with easy manoeuvrability.

	D1 mm	D2 mm	R.P.M.	DMC €
DMC125	125	22,23	12.500	**31,90**

WOOD SLITTING AND ROUGHING DISC FOR USE WITH ANGLE GRINDER

NEW

Ref. DMR HCS

Special slitting disc for roughing wood and NON-FERROUS materials.



Grooving, roughing, cleaning and finishing on all types of surfaces. Work with the toothed side of the disc and obtain excellent results. Especially suitable for work on all types of wooden structures, cleaning of moth-eaten beams, etc. Suitable for grooving, shaping and polishing. Simple to use, easy to manoeuvre.

	Ø mm	Ø Int. mm	R.P.M.	DMR €
DMR115	115	22,23	12.500	**28,96**
DMR125	125	22,23	12.500	**29,28**

GROOVING BIT FOR WOOD-WORKING FOR USE WITH ANGLE GRINDER

NEW

Ref. FRDB

M14x2

Grooving bit for all types of wood.

High resistance carbon steel. High hardness and long working life. Specific for wood, solid wood, multi-layer boards and medium density boards. M14X2 threaded shank specific for grinder.

						FRDB
	D1 mm	D2 mm	L1 mm	L2 mm	R.P.M.	€
FRDB048X8,5	48	22	85	8,5	12.500	**30,53**

SPHERICAL WOOD MILLING CUTTER FOR USE WITH ANGLE GRINDER

NEW

Ref. FEDB

M14x2

Spherical bit for wood-modelling.

High resistance carbon steel. High hardness and long working life. Specific for wood, solid wood, multi-layer boards and medium density boards. M14X2 threaded shank specific for grinder.



						FEDB
	D1 mm	D2 mm	L1 mm	L2 mm	R.P.M.	€
FEDB030	30	22	85	26	12.500	**27,41**

WOOD ROUGHING MILL FOR USE WITH ANGLE GRINDER

NEW

Ref. FDB

M14x2

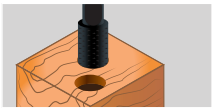

DRILLING

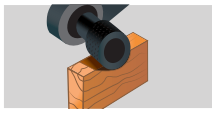

ROUGHING

SHAPE

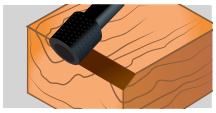

BEVELLED

Specific for roughing, drilling, moulding, edging of wood, solid wood, multi-layer boards, medium density boards. M14x2 threaded attachment specific for angle grinders.

					FBD
		Ø mm	Ø Int. mm	R.P.M.	€
FDB020	M14x20	20,00	15,00	<20.000	**22,10**
FDB025	M14x25	25,00	20,00	<20.000	**25,33**
FDB030	M14x30	29,50	24,00	<20.000	**26,43**

CARVING AND SHAPING ROUGHING DISC

NEW

Ref. DMD

PVC

EXTRA HARD QUALITY GUARANTEED SATISFACTION

Made of Manganese steel, it provides perfect hardness and sharpness for carving and shaping hardwood, softwood and all types of NON-METALLIC materials. High material evacuation, heavy roughing and long lifetime. Excellent for curved works, furniture decoration, carving and modelling in general.

						DMD
	"	Ø mm	Ø Int. mm	R.P.M.	Z	€
DMD115	4,5	115	22,23	12.500	12	**31,41**
DMD125	5	125	22,23	12.500	12	**32,40**

WOOD ROUGHING DISC FOR USE WITH ANGLE GRINDER

NEW

Ref. DME

PVC

EXTRA HARD QUALITY GUARANTEED SATISFACTION

Special disc for great roughing in carbide tipped wood. High hardness and long working life. Specific for modelling and roughing all types of wood (natural, hard and soft).

Essential for carving in carpentry work. Specific shank for grinder.



						DME
	"	Ø mm	Ø Int. mm	R.P.M.	Z	€
DME102Z6	4	102	22,23	11.000	6	**44,05**

Ref. DD34

CARBIDE TIPPED

Wood roughing and shape. Cleaning in concrete, glue, cement and fiberglass surfaces. Cleaning in general.
Angled design, improves the ergonomy.

EXTRA HARD QUALITY GUARANTEED SATISFACTION

Use with grinder.
2 qualities according to the type of work:
- **Grain M** - Medium roughing.
- **Grain G** - Coarse roughing.

Grain M

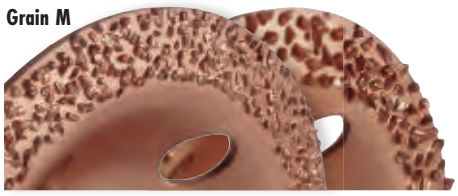

Grain G

WOOD

							DD34
	"	Ø mm	Ø Int. mm	e mm	R.P.M.	Grain	€
DD34-115G	4,5	115	22,23	3	13.300	G	**41,93**
DD34-115M	4,5	115	22,23	3	13.300	M	**41,93**
DD34-125G	5	125	22,23	3	12.250	G	**45,24**
DD34-125M	5	125	22,23	3	12.250	M	**45,24**

METAL CUTTING DIAMOND DISC FOR USE WITH ANGLE GRINDER

Ref. DD7



Able to cut all types of profiles, sheets, tubes, beams, made of steel, stainless steel, cast iron... The vacuum brazed diamond disc provides the highest durability and productivity in metal cutting applications. Special anti-breaking body, less vibrations and sparks, higher lifetime compared with the abrasive disc. The cutting depth is the same during the lifetime of the tool. Vacuum brazed diamond, does not expire.

TOP METAL

	Ø mm	Ø Int. mm	e mm	R.P.M.	DD7 €
DD7-105	105	20,00	1,20	15.500	**25,63**
DD7-115	115	22,23	1,20	13.300	**27,55**
DD7-125	125	22,23	1,20	12.250	**32,09**
DD7-180	180	22,23	1,80	8.500	**68,38**
DD7-230	230	22,23	2,00	6.500	**80,02**
DD7-300	300	25,40	2,20	5.500	**170,22**
DD7-355	355	25,40	2,50	5.500	**208,12**
DD7-400	400	25,40	2,50	5.000	**319,78**

MULTI FUNCTION DIAMOND VACUUM WELDED DISC



Ref. SCEP

ø 115
ø 125
ø 230

ø 300
ø 355
ø 400

Ideal for work in all kind of materials. Clinker bricks, refractory, roof tile, vault and concrete blocks, PVC Tubes, Wood, Steel, Foundry.
Multipurpose cutting disc for grinder. Made in Vacuum Welded Diamond.
Excellent performance for cutting of all kind of materials.

Ø 115 - 125 - 230 mm - Dry working. Nevertheless, water cooling increases the efficiency of the disc.
Ø 300 - 355 - 400 mm - Always water cooling.

TOP MULTIFUNCTION

	"	Ø mm	Ø Int. mm	RPM	*H mm	*NºS	e mm	SCEP €
SCEP-115	4,5	115	22,23	13.300	4	8	2,2	**27,55**
SCEP-125	5	125	22,23	12.200	4	9	2,2	**32,09**
SCEP-230	9	230	22,23	6.600	4	18	3,0	**80,02**
SCEP-300	12	300	25,40	5.100	5	22	3,2	**170,22**
SCEP-355	14	355	25,40	4.300	5	26	3,5	**208,12**
SCEP-400	16	400	25,40	3.800	5	30	3,5	**319,78**

* H: Teeth Height · * NºS: Number of teeth

HSS CIRCULAR BLADE FOR CUTTING NON-FERROUS METALS FOR USE WITH ANGLE GRINDER

Ref. DD36

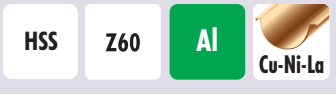





HSS circular blade for cutting sheet metal and tubes. Specific for non-ferrous metals, plastic and wood. Use with angle grinders.

METAL

	"	Ø mm	Ø Int. mm	e mm	Z	R.P.M.	DD36 €
DD36-115Z60	4,5	115	22,23	1	60	10.000	**14,91**
DD36-125Z60	5	125	22,23	1	60	11.000	**16,12**

CARBIDE GRIT MULTI-PURPOSE DISC FOR USE WITH ANGLE GRINDER

Ref. SCMD



Multi-purpose disc for angle grinder.

Tungsten carbide grit edge.

High performance in any material.

Fast and accurate cutting.

Highly recommended for working in wood, wood with nails, plastics, cardboard plaster, metal sheets less than 1 mm thick and copper.

	Ø mm	Ø Int. mm	e mm	R.P.M.	SCMD €
SCMD115X1,60	115	22,2	1,6	13.300	**18,52**
SCMD125X1,60	125	22,2	1,6	12.250	**20,83**
SCMD230X1,60	230	22,2	1,6	10.500	**46,59**
SCMD350X3	350	25,4/20	3,0	4.400	**58,78**

ELECTROPLATED DIAMOND CIRCULAR BLADE FOR USE WITH ANGLE GRINDER

Ref. MDT



Multi-Purpose disc for angle grinder.

Diamond grit edge.

High performance in all type of non ferrous materials. Fast and accurate cutting.

Ideal to work in hard tile (always with water), PVC, reinforced plastics, fiberglass, carbon fiber...

CARBON FIBER AND COMPOSITE MATERIALS.

	Ø mm	Ø Int. mm	e mm	R.P.M.	MDT €
MDT50X0,80	50	6,35	1,6	20.000	**65,78**
MDT10423	115	22,23	1,6	15.000	**68,74**
MDT115X2X22	115	22,23	2,0	15.000	**71,94**
MDT115X3X22	115	22,23	3,0	15.000	**76,43**
MDT115X4X22	115	22,23	4,0	15.000	**78,50**
MDT115X5X22	115	22,23	5,0	15.000	**80,87**

CIRCULAR BLADES FOR HYDRAULIC HOSES CUTTING

Ref. FFLATIG
Ref. RFLATIG

HSS

Special cutting disc for reinforced hydraulic hoses of low, high and very high pressure. Continuous bevelled cutting edge. High performance in rubber and plastic materials reinforced with metal wires or meshes, specially designed to withstand high pressures or abrasion.

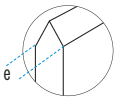

To cut non-reinforced or light reinforced hoses.

	Ø mm	e mm	Ø Int. mm	FFLATIG €
FFLATIG-200x2x32	200	2,0	32	**336,27**
FFLATIG-250x3x32	250	3,0	32	**450,51**
FFLATIG-300x3x32	300	3,0	32	**620,39**

To cut heavy reinforced hoses.

	Ø mm	e mm	Ø Int. mm	Z	RFLATIG €
RFLATIG-200X2x32	200	2,0	32	220	**396,80**
RFLATIG-250X3x32	250	3,0	32	220	**531,60**
RFLATIG-300X3x32	300	3,0	32	220	**732,06**

ACCESSORIES FOR CIRCULAR SAW BLADES AND CIRCULAR BLADE

REDUCING RING FOR CIRCULAR SAW

e: thickness of the ring
always choose a ring thiner than the body of the saw.

	Ø mm	Ø Int. mm	e mm	CRS €
CRS16/12,7X1,6	16,0	12,7	1,6	**8,35**
CRS20/16X1,4	20,0	16,0	1,4	**8,35**
CRS25,4/20X2,0	25,4	20,0	2,0	**8,35**
CRS30/15X1,8	30,0	15,0	1,8	**8,35**
CRS30/16X1,4	30,0	16,0	1,4	**8,35**
CRS30/16X1,8	30,0	16,0	1,8	**8,35**
CRS30/18X1,8	30,0	18,0	1,8	**8,35**
CRS30/20X1,8	30,0	20,0	1,8	**8,35**
CRS30/25X1,8	30,0	25,0	1,8	**8,35**
CRS32/20X1,8	32,0	20,0	1,8	**8,35**
CRS32/20X2,2	32,0	20,0	2,2	**8,35**
CRS32/25X1,8	32,0	25,0	1,8	**8,35**
CRS32/25X2,2	32,0	25,0	2,2	**8,35**
CRS32/25,4X1,8	32,0	25,4	1,8	**8,35**
CRS32/25,4X2	32,0	25,4	2,0	**8,35**
CRS32/30X1,8	32,0	30,0	1,8	**8,35**
CRS32/30X2,2	32,0	30,0	2,2	**8,35**
CRS40/25X2,2	40,0	25,0	2,2	**8,35**
CRS40/25,4X2,2	40,0	25,4	2,2	**8,35**
CRS40/32X2,2	40,0	32,0	2,2	**8,35**

REDUCING RING FOR ANGLE GRINDER

Quick locking nut of M14x2.
Suitable for any angle grinder with M14x2 thread.
The disc must be centered on the ring of the portable power tool, not on the nut.

	Ø Ext.	THREAD	ADQCA €
ADQCA	46,30	M14X2	**36,77**

DIAMOND CIRCULAR BLADES FOR CONSTRUCTION

GENERAL PURPOSE DIAMOND SAW BLADE

Ref. DD1

GENERAL PURPOSE: Special for cutting of concrete, brick, marble, tile, ceramic & stone. Specific for dry work. Nevertheless, water cooling exponentially increases the efficiency of the disc.

EN13236

DIAMOND GENERAL DE OBRA

	"	Ø mm	Ø Int. mm	RPM	*H mm	*NºS	e mm	DD1 €
DD1-115	4,5	115	22,23	13.200	10	9	2,0	**9,93**
DD1-125	5	125	22,23	12.200	10	9	2,0	**12,10**
DD1-180	7	180	22,23	8.400	10	14	2,4	**28,15**
DD1-230	9	230	22,23	6.500	10	18	2,8	**41,70**
DD1-300	12	300	25,4/20	5.100	10	22	3,0	**112,49**
DD1-350	14	350	25,4/20	4.400	10	24	3,2	**130,05**

Reducing ring included. 25,4/20

* H: Teeth Height · * NºS: Number of teeth

GENERAL PURPOSE DIAMOND SAW BLADE

Ref. DD2

HIGH PERFORMANCE

Special for cutting of concrete, brick, marble, tile, ceramic & stone. Specific for dry work. Nevertheless, water cooling exponentially increases the efficiency of the disc. High performance.

EN13236

TOP DIAMOND GENERAL DE OBRA

	"	Ø mm	Ø Int. mm	RPM	*H mm	*NºS	e mm	DD2 €
DD2-115	4,5	115	22,23	13.200	12	9	1,8	**24,49**
DD2-125	5	125	22,23	12.200	12	9	2,2	**29,92**
DD2-180	7	180	22,23	8.400	12	14	2,2	**54,69**
DD2-230	9	230	22,23	6.500	12	18	2,4	**62,62**

* H: Teeth Height · * NºS: Number of teeth

HIGH PERFORMANCE DIAMOND SAW BLADE

Ref. DD3

Special for extrafine cutting of concrete, brick, marble, tile, ceramic & stone. Specific for dry work. Nevertheless, water cooling exponentially increases the efficiency of the disc.

EN13236

TURBO

	"	Ø mm	Ø Int. mm	RPM	*H mm	e mm	DD3 €
DD3-115	4,5	115	22,23	13.200	10	2,0	**12,78**
DD3-125	5	125	22,23	12.200	10	2,2	**15,32**
DD3-180	7	180	22,23	8.400	10	2,8	**32,56**
DD3-230	9	230	22,23	6.500	10	2,8	**48,07**
DD3-250	10	250	22,23	6.100	10	2,8	**79,39**
DD3-300	12	300	25,40	5.100	10	3,2	**129,36**
DD3-350	14	350	25,40	4.400	10	3,2	**149,56**

* H: Teeth Height

DIAMOND CIRCULAR BLADES FOR CONSTRUCTION

HIGH PERFORMANCE DIAMOND SAW BLADE

Ref. DD4

Special for extrafine cutting of concrete, brick, marble, tile, ceramic & stone. Specific for dry work. Nevertheless, water cooling exponentially increases the efficiency of the disc. High performance.

EN13236



TOP TURBO

	"	Ø mm	Ø Int. mm	RPM	*H mm	e mm	DD4 €
DD4-115	4,5	115	22,23	13.200	12	1,8	**21,85**
DD4-125	5	125	22,23	12.200	12	2,5	**25,06**
DD4-180	7	180	22,23	8.400	12	2,5	**59,82**
DD4-230	9	230	22,23	6.500	12	2,8	**67,84**

* H: Teeth Height

DIAMOND DISC CUTTING AND BEVELLING AT 45º

NEW

Ref. DD29

Bevel edging and fine grinding work on stone, all types of ceramic tiles, paint coatings or concrete remains. Dry work. Use with angle grinders.

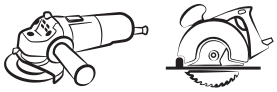

TWIN TILE

	"	Ø mm	Ø Int. mm	RPM	*H mm	Grain	e mm	DD29 €
DD29-125	5	125	22,23	12.250	20/10 mm	40-45 /50-60	1,6	**51,33**

CONTINUOUS RIM DIAMOND SAW BLADE

Ref. DD6

Special for cutting of stoneware, hard ceramics. Specific for dry work. Nevertheless, water cooling exponentially increases the efficiency of the disc. High performance.

EN13236

TOP TILE

	Ø mm	"	Ø Int. mm	RPM	*H mm	e mm	DD6 €
DD6-115	115	4,5	22,23	13.200	10	1,5	**43,02**
DD6-125	125	5	22,23	12.200	10	1,5	**46,44**
DD6-180	180	7	22,23	8.400	10	1,8	**89,02**
DD6-230	230	9	22,23	6.500	10	2,0	**125,75**
DD6-250	250	10	22,23	6.100	10	2,8	**132,36**
DD6-300	300	12	25,40	5.100	10	3,2	**165,25**
DD6-350	350	14	25,40	4.400	10	3,2	**175,36**

* H: Teeth Height

DIAMOND CIRCULAR BLADES FOR CONSTRUCTION

CONTINUOUS RIM DIAMOND SAW BLADE PRECISE CUT XTRACLEAN TILE

Ref. DD8



High performance in stoneware and hard ceramics. Fine and precise cutting. Specific for dry work. Nevertheless, water cooling exponentially increases the efficiency of the disc.

EN13236

XTRACLEAN TILE

	Ø mm	"	Ø Int. mm	RPM	*H mm	e mm	DD8 €
DD8-115	115	4,5	22,23	13.200	10	1,4	**49,48**
DD8-125	125	5	22,23	12.200	10	1,4	**53,39**

* H: Teeth Height

FINE ROUGHING AND CUTTING DIAMOND DISC

Ref. DD35

HIGH PERFORMANCE

Continuous electrodeposited diamond disc. Special for all type of ceramic tile, natural stone, concrete, concrete glue and synthetic materials. Fine cut and roughing. 3 working areas, cut and roughing blade two sides reversible. Obtain the maximum performance working in any position, perpendicular cut, side chamfers...., Use with grinder. M14x2 adaptor included.



	"	Ø mm	Ø Int. mm	RPM	e mm	DD35 €
DD35-115	4,5	115	22,2/M14x2	13.200	1,5	**74,16**
DD35-125	5	125	22,2/M14x2	12.200	1,5	**85,49**

DIAMOND CUTTING CUP WHEEL FOR CONSTRUCTION

CONTINUOUS DIAMOND SAW BLADE CUTTING WITH WATER

Ref. DD5

Special for cutting tile, ceramic, marble, tile & stone.
Water cooling.

EN13236

DIAMOND H_2O

	"	Ø mm	Ø Int. mm	RPM	*H mm	e mm	DD5 €
DD5-115	4,5	115	22,23	13.200	10	2,0	**7,91**
DD5-125	5	125	22,23	12.200	10	2,2	**9,26**
DD5-180	7	180	22,23	8.400	10	2,4	**23,07**
DD5-230	9	230	22,23	6.500	10	2,8	**32,56**

* H: Teeth Height

SEGMENTED DIAMOND SAW BLADE SPECIFIC FOR STONE

Ref. DD9



Special for cutting Reinforced concrete, Stone, Granite, Brick, Clinker bricks & Tile.
Specific for dry work.
Nevertheless, water cooling exponentially increases the efficiency of the disc.

EN13236

CANTERO

	"	Ø mm	Ø Int. mm	RPM	*H mm	*NºS	e mm	DD9 €
DD9-115	4,5	115	22,23	13.200	10	9	2,0	**38,18**
DD9-125	5	125	22,23	12.200	10	9	2,0	**46,44**
DD9-230	9	230	22,23	6.500	10	18	2,8	**112,49**

* H: Teeth Height · * NºS: Number of teeth

SEGMENTED DIAMOND SAW BLADE FOR MARBLE

Ref. DD12



Specific for fine cutting without cracks.
Specific for dry work.
Nevertheless, water cooling exponentially increases the efficiency of the disc.

EN13236

MARMOLISTA

	"	Ø mm	Ø Int. mm	RPM	*H mm	*NºS	e mm	DD12 €
DD12-115	4,5	115	22,23	13.200	10	9	2,0	**18,13**
DD12-125	5	125	22,23	12.200	10	9	2,0	**20,35**
DD12-300	12	300	25,4/20	5.100	10	22	3,0	**180,91**
DD12-350	14	350	25,4/20	4.400	10	24	3,2	**206,72**

Reducing ring included. 25,4/20

* H: Teeth Height · * NºS: Number of teeth

DIAMOND CIRCULAR BLADES FOR CONSTRUCTION

SEGMENTED DIAMOND SAW BLADE FOR ABRASIVE MATERIALS

Ref. DD13

Specially for precise cutting in soft but abrasive materials such as brick, tile, facing brick, refractory brick, sandstone or limestone.
Specific for dry work. Nevertheless, water cooling exponentially increases the efficiency of the disc.

EN13236

ABRASIVES

		"	Ø mm	Ø Int. mm	RPM	*H mm	*NºS	e mm	€
									DD13
Reducing ring included. 25,4/20	DD13-350	14	350	25,4/20	4.400	12x22	21	3,2	**224,31**
	DD13-400	16	400	25,4/20	4.100	12x22	24	3,4	**273,54**

* H: Teeth Height · * NºS: Number of teeth

SEGMENTED DIAMOND SAW BLADE FOR ASPHALT

Ref. DD14

Specific for cutting asphalt, asphalt on concrete and pavement.
Specific for dry work. Nevertheless, water cooling exponentially increases the efficiency of the disc.

EN13236

ASPHALT

		"	Ø mm	Ø Int. mm	RPM	*H mm	*NºS	e mm	€
									DD14
Reducing ring included. 25,4/20	DD14-300	12	300	25,4/20	5.100	12x22	18	3,0	**224,78**
	DD14-350	14	350	25,4/20	4.400	12x22	21	3,2	**276,16**
	DD14-400	16	400	25,4/20	4.100	12x22	24	3,4	**340,38**

* H: Teeth Height · * NºS: Number of teeth

SEGMENTED DIAMOND SAW BLADE FOR CONCRETE

Ref. DD15

Specific for cutting all types of concrete: porous, reinforced, prestressed.
Excellent cutting speed due to grooved segments with high dust evacuation capacity and less lateral friction.
Specific for dry work. Nevertheless, water cooling exponentially increases the efficiency of the disc.

EN13236



CONCRETE

		"	Ø mm	Ø Int. mm	RPM	*H mm	*NºS	e mm	€
									DD15
	DD15-115	4,5	115	22,23	13.200	15	9	2,5	**26,64**
	DD15-125	5	125	22,23	12.200	15	9	2,5	**30,45**
	DD15-230	9	230	22,23	6.600	15	18	2,8	**43,30**
Reducing ring included. 25,4/20	DD15-300	12	300	25,4/20	5.100	15	22	3,2	**148,43**
	DD15-350	14	350	25,4/20	4.400	15	24	3,4	**186,48**

* H: Teeth Height · * NºS: Number of teeth

DIAMOND CIRCULAR BLADES FOR CONSTRUCTION

DIAMOND DISC FOR GROOVING MACHINE

Ref. **DR**

Ideal to work in Clinker bricks, refractory. Vault and concrete blocks. Diamond Segmented disc 6.4 mm thickness. Special disc to make grooves for the electricity cables. Specific for Electricians, intensive wall cutting. Dry working. Nevertheless, water cooling increases the efficiency of the disc.

TOP WALL

	"	Ø mm	Ø Int. mm	RPM	*H mm	*NºS	e mm	DR €
DR-115	4,5	115	22,2	13.300	10	8	6,4	**76,65**
DR-125	5	125	22,2	12.200	10	9	6,4	**84,16**
DR-150	6	150	22,2	10.000	10	12	6,4	**100,15**

* H: Teeth Height · * NºS: Number of teeth

ROUGHING DIAMOND DISC

NEW

Ref. **DD39**

Bevel edging and fine grinding work on stone, all types of ceramic tiles, paint coatings or concrete remains. Dry work. Use with angle grinders.

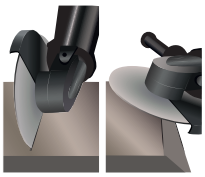

	"	Ø mm	Ø Int. mm	Grain	e mm	DD39 €
DD39-125X1,4-F	5	125	22,23	50-60	1,4	**48,21**
DD39-125X1,4-M	5	125	22,23	40-50	1,4	**48,21**
DD39-125X1,4-G	5	125	22,23	35-40	1,4	**48,21**

TUNGSTEN CARBIDE GRINDING DISC

Ref. **DD22**

CARBIDE TIPPED

General cleaning of surfaces.
Wood roughing and shaped concrete, glue, cement, fiberglass.
Surface cleaning in general.





Carbide abrasive grain.
Extra-strong quality.

EXTRA HARD QUALITY GUARANTEED SATISFACTION

MULTIFUNCTION

	"	Ø mm	Ø Int. mm	RPM	DD22 €
DD22-115	4,5	115	22,23	13.300	**15,96**

DIAMOND CIRCULAR BLADES FOR CONSTRUCTION

EN13236

GRINDING CUP

Ref. DD10
Ref. DD11

Special for rough polishing natural stone, universal concrete, granite & soils.
Specific for dry work. Nevertheless, water cooling exponentially increases the efficiency of the disc.

UNIVERSAL STONE

DD10

	"	Ø mm	Ø Int. mm	RPM	*NºS	€
DD10-115	4,5	115	22,23	13.200	16	**49,55**
DD10-125	5	125	22,23	12.250	20	**54,26**
DD10-180	7	180	22,23	8.400	28	**100,27**

* NºS: Number of teeth

TOP STONE HIGH PERFORMANCE

DD11

	"	Ø mm	Ø Int. mm	RPM	*NºS	€
DD11-115	4,5	115	22,23	13.200	16	**69,60**
DD11-125	5	125	22,23	12.250	20	**75,49**
DD11-180	7	180	22,23	8.400	28	**130,94**

* NºS: Number of teeth

Ref. DD20

M14x2

M14X2 to connect a grinding machine.
Special for fine polishing natural stone, universal concrete, granite & soils. Specific for dry work. Nevertheless, water cooling exponentially increases the efficiency of the disc. High performance.

TOP STONE THREAD

DD20

	"	Ø mm	Ø Int. mm	RPM	*NºS	€
DD20-115	4,5	115	M14x2	5.100	18	**69,60**
DD20-125	5	125	M14x2	4.400	20	**75,49**

* NºS: Number of teeth

NEW

Ref. DD40

Boomerang geometry diamond segment grinding plate. High power for grinding and finishing on all types of construction materials. Specific for dry work. Nevertheless, water cooling exponentially increases the efficiency of the disc.

BOOMERANG

DD40

	"	Ø mm	Ø Int. mm	RPM	e mm	*NºS	€
DD40-115	4,5	115	22,23	13.200	4	6	**69,60**
DD40-125	5	125	22,23	12.200	4	7	**75,49**
DD40-180	7	180	22,23	8.400	4	11	**130,94**
DD40-230	9	230	22,23	6.600	5	14	**148,05**

* NºS: Number of teeth

IDENTIFICATION OF THE TYPES OF CIRCULAR SAW BLADES

TYPE OF ABRASIVE

A: Aluminium Oxide

AX: High Resistance Aluminium Oxide

AC: Aluminium Oxide and Silicium Carbide

C: Silicium Carbide

Z: Zirconium

SHAPE OF THE CIRCULAR SAW BLADE

T41
Flat fo futting

T42
Centre low-profiled for cutting

T27
Centre low-profiled flap for polishing

AX 60 S BF T41

GRAIN

30-36: Medium

40-60: Fine

80-120: Extra fine

HARDNESS

Q: Soft

R: Medium

S: Hard

TYPE OF CIRCULAR SAW BLADE (BINDER)

BF: Fibre-reinforced resin bond

90° Circular Saw Blades for **Cutting**

15° Circular Saw Blades for **Polishing and Roughing**

Fe S Cl **Iron, Sulphur** and **Chloride** free

A: Aluminium Oxide.

The aluminium oxide is resistant and durable, for cutting and roughing of high-resistance materials as carbon steel, stainless steel and all type of metals.

AX: High-Resistance Aluminium Oxide:

The high-resistance aluminium oxide is a top class abrasive, its grain microstructure allows its breaking when cutting and roughing and generating multiple cutting edges. It is typically used in high production and hardness. Recommended for stainless steel, carbon steel and forged steel.

AC: Aluminium Oxide + Silicon Carbide:

C: Silicon Carbide:

The Silicon Carbide is the hardest and sharpest mineral. It is ideal for cutting, sanding and polishing all kind of materials, non-ferrous metals: aluminium, brass, bronze, rubber, glass, plastics, fibrous wood, enamel...The silicon carbide is superior to any other abrasive concerning its penetration and cutting capacity, faster and with less effort.

Z: Zirconium:

The zirconium self-sharpening quality allows a long working life in high performance works and materials disposal. It is ideal for high performance roughing and polishing in stainless steel, steel carbon and all kind of materials.

ABRASIVE CIRCULAR SAW BLADES

ABRASIVE CIRCULAR SAW BLADES FOR METAL AND STAINLESS STEEL

Ref. AB05 — INOX — T41 — 90º — Fe S Cl

T41: Flat abrasive circular saw blade.
Norm EN12413.
Iron, chloride and sulphur free.
Specific for general use in metal cutting.

EN12413

INOX METAL

	"	Ø mm	Ø Int. mm	RPM	e mm		AB05 € / 10U.
AB05-115X1-10	4,5	115	22,23	13.300	1	10	**11,71**
AB05-125X1-10	5	125	22,23	12.250	1	10	**12,26**

Ref. AB11 — INOX — T41 — 90º — Fe S Cl

T41: Flat abrasive circular saw blade.
OSA Certificate according to norm EN12413.
Iron, chloride and sulphur free.
High performance in steel, stainless steel and metal cutting.

OSA®

EN12413

AX: High-Resistance Aluminium Oxide.
High performance abrasive circular saw blade.
Long working life.
Maximum ergonomy due to the reduction the vibrations.

INOX METAL

	"	Ø mm	Ø Int. mm	RPM	e mm	Grain		AB11 € / 1U.
AB11-115X1	4,5	115	22,23	13.300	1,0	60	25	**1,45**
AB11-125X1	5	125	22,23	12.250	1,0	60	25	**1,61**
AB11-230X1,9	9	230	22,23	6.650	1,9	46	25	**3,73**

Ref. AB11 — INOX — T42 — 90º — Fe S Cl

T42: Centre low-profiled for cutting circular saw blade.
OSA Certificate according to norm EN12413.
Iron, chloride and sulphur free.
High performance in steel, stainless steel and metal cutting.

OSA®

EN12413

AX: High-Resistance Aluminium Oxide.
High performance abrasive circular saw blade.
Long working life.
Maximum ergonomy due to the reduction the vibrations.

INOX METAL

	"	Ø mm	Ø Int. mm	RPM	e mm	Grain		AB11 € / 1U.
AB11-115X2,5	4,5	115	22,23	13.300	2,5	36	25	**1,60**
AB11-230X2,5	9	230	22,23	6.650	2,5	30	25	**4,22**

ABRASIVE CIRCULAR SAW BLADES

ABRASIVE CIRCULAR SAW BLADE FOR CONSTRUCTION MATERIALS

Ref. AB17

T42 90° Fe S Cl

T42: Centre low profile abrasive circular saw blade.
OSA Certificate according to Norm EN12413.
Iron, chloride and sulphur free.
High performance in construction materials cutting.

C: Silicium Carbide. High performance abrasive circular saw blade.
Long working life. Maximum ergonomy due to the reduction the vibrations.

STONE

	"	Ø mm	Ø Int. mm	RPM	e mm	Grain		AB17 € / 1U.
AB17-115X2,5	4,5	115	22,23	13.300	2,5	36	25	**1,67**
AB17-125X2,5	5	125	22,23	12.250	2,5	36	25	**1,78**
AB17-230X2,5	9	230	22,23	6.650	2,5	30	25	**4,80**

ABRASIVE CIRCULAR SAW BLADE FOR ALL TYPE OF MATERIALS

Ref. AB18

T41 90° Fe S Cl

T41: Flat abrasive circular saw blade.
OSA Certificate according to Norm EN12413.
Iron, chloride and sulphur free.
High performance in all type of materials.

AC: Aluminium Oxide + Silicon Carbide.
High performance abrasive circular saw blade.
Long working life. Maximum ergonomy due to the reduction the vibrations.

MULTIFUNCTION

	"	Ø mm	Ø Int. mm	RPM	e mm	Grain		AB18 € / 1U.
AB18-115X1,6	4,5	115	22,23	13.300	1,6	46	25	**1,60**
AB18-125X1,6	5	125	22,23	12.250	1,6	46	25	**1,77**
AB18-230X2	9	230	22,23	6.650	2,0	36	25	**5,01**

ABRASIVE FLAP CIRCULAR SAW BLADES

ABRASIVE FLAP CIRCULAR SAW BLADE FOR STAINLESS STEEL AND STEEL POLISHING

Ref. AB15

INOX | T27 | 15° | Fe S Cl

T27: Centre low-profiled for polishing abrasive flap circular saw blade.
Norm EN13743. Iron, chloride and sulphur free.
High performance in polishing stainless steel, steel and metal.

Z: Zirconium. Long working life. Optimum material evacuation rate.
Reinforced fibre glass tissues for maximum productivity and security.

XTRA LONG life

INOX METAL

AB15

	"	Ø mm	Ø Int. mm	RPM	Grain		€ / 1U.
AB15-115XC40	4,5	115	22,23	13.300	40	10	**3,65**
AB15-115XC60	4,5	115	22,23	13.300	60	10	**3,65**
AB15-115XC80	4,5	115	22,23	13.300	80	10	**3,65**
AB15-115XC120	4,5	115	22,23	13.300	120	10	**3,65**
AB15-125XC40	5	125	22,23	12.250	40	10	**3,86**
AB15-125XC60	5	125	22,23	12.250	60	10	**3,86**
AB15-125XC80	5	125	22,23	12.250	80	10	**3,86**
AB15-125XC120	5	125	22,23	12.250	120	10	**3,86**

Ref. AB20

INOX | T27 | 15° | Fe S Cl

T27: Centre low-profiled for polishing abrasive flap circular saw blade.
Norm EN13743. Iron, chloride and sulphur free.
High performance in roughing and polishing stainless steel, steel and metal.

A: Aluminium Oxide. Light, flexible and noiseless thanks to its multi-layer body.

PROFESSIONAL

INOX METAL

AB20

	"	Ø mm	Ø Int. mm	RPM	Grain		€ / 1U.
AB20-115XC40	4,5	115	22,23	13.300	40	10	**2,07**
AB20-115XC60	4,5	115	22,23	13.300	60	10	**2,07**
AB20-115XC80	4,5	115	22,23	13.300	80	10	**2,07**
AB20-115XC120	4,5	115	22,23	13.300	120	10	**2,07**
AB20-125XC40	5	125	22,23	12.250	40	10	**2,33**
AB20-125XC60	5	125	22,23	12.250	60	10	**2,33**
AB20-125XC80	5	125	22,23	12.250	80	10	**2,33**
AB20-125XC120	5	125	22,23	12.250	120	10	**2,33**

POLYCARBONATE ABRASIVE DISC

Ref. DD21

INOX | STEEL | CAST IRON

Elimination of oxide and corrosion remains, dirtiness, strongly adhered paints, old glues and joints remains. Cleaning of welding cords, elimination of light inner stretches, oxidations and discolorations especially in high-grade stainless steel.

Cleaning abrasive disc made from a special combination of synthetic fibres and abrasive grains.
Flexible structure for an extraordinary adaptation to the surface profile and to the shape of the piece.
The opened structure avoids the clogging and generates a fine grinding.
High efficiency cleaning of all the corrosive remains of the piece surface.

INOX METAL

DD21

	"	Ø mm	Ø Int. mm	RPM	€
DD21-115	4,5	115	22,23	3.400	**19,68**
DD21-125	5	125	22,23	3.400	**22,95**

ANTI-OXIDE POLISHING DISC FOR SANDERS

Ref. DD24

FELT

Rigid base disc made in felt for polishing and finish of surfaces.
Ideal to polish and brightening of all kind of metals.

	"	Ø mm	Ø Int. mm		DD24 €
DD24-100	4	100	22,23	1	**7,37**

HOOK & LOOP BACKING PAD

Ref. DD25

VELCRO

Velcro plate for polishing and sanding of surfaces. M14X2 integrated thread.
Able to work with all kind of accessories of polishing, grinding, felt, BLUEMASTER wool.
For velcro accessories: **DD26 • DD28 • DD31 • DD32 • DD33.**
Use with grinder.

	"	Ø mm	Ø Int. mm	RPM		DD25 €
DD25-100	4	100	M14x2	12.500	1	**13,77**
DD25-115	4,5	115	M14x2	12.500	1	**16,40**
DD25-125	5	125	M14x2	12.500	1	**17,05**

POLISHING DIAMOND DISC FOR STONE FOR SANDERS

Ref. DD26

VELCRO

Made in diamond dust with resin for an optimal surface polishing.
Polishing diamond disc for granite, marble, stone, concrete.
Dry working. Use with backing pad Ref: **DD25**.

Different finish quality according to the selected grain.





	"	Ø mm	Grain		DD26 €
DD26-100-50	4	100	50	1	**15,60**
DD26-100-100	4	100	100	1	**15,60**
DD26-100-150	4	100	150	1	**15,60**
DD26-100-300	4	100	300	1	**15,60**
DD26-100-500	4	100	500	1	**15,60**
DD26-100-800	4	100	800	1	**15,60**
DD26-100-1000	4	100	1000	1	**15,60**
DD26-100-1500	4	100	1500	1	**15,60**
DD26-100-2000	4	100	2000	1	**15,60**
DD26-100-3000	4	100	3000	1	**15,60**

POLISHING DISC OF OXIDE ALUMINIUM FOR SANDERS

Ref. DD28

VELCRO

Dry working.
Use with backing pad Ref: **DD25**
Different finish quality according to the selected grain.

DD28

	"	Ø mm	Grain		€/1U.
DD28-100-60	4	100	60	10	**0,22**
DD28-100-80	4	100	80	10	**0,22**
DD28-100-120	4	100	120	10	**0,22**
DD28-100-240	4	100	240	10	**0,22**
DD28-115-60	4,5	115	60	10	**0,29**
DD28-115-80	4,5	115	80	10	**0,29**
DD28-115-120	4,5	115	120	10	**0,29**
DD28-115-240	4,5	115	240	10	**0,29**
DD28-125-60	5	125	60	10	**0,34**
DD28-125-80	5	125	80	10	**0,34**
DD28-125-120	5	125	120	10	**0,34**
DD28-125-240	5	125	240	10	**0,34**

FELT POLISHING PAD FOR SANDERS

Ref. DD33

VELCRO

Polishing, finish and final brightening in all surfaces, paint, fiberglass, plastic, stainless steel, steel.
To be used with backing pad Ref. **DD25**.

DD33

	"	Ø mm	e mm		€
DD33-100	4	100	6	1	**9,78**
DD33-115	4,5	115	6	1	**10,15**
DD33-125	5	125	6	1	**10,70**

POLISHING FOAM FOR SANDERS

Ref. DD31

VELCRO

Fine finish in metal and fibreglass structures.
Specific for automotive and nautical applications.
To be used with backing pad Ref. **DD25**.

DD31

	"	Ø mm	e mm		€
DD31-100	4	100	25	1	**8,30**
DD31-115	4,5	115	25	1	**8,86**
DD31-125	5	125	25	1	**9,59**

WOOL DISC FOR FINAL POLISHING FOR SANDERS

Ref. DD32

VELCRO

Wool Disc for Velcro structure.
Polishing, finish and final brightening in all surfaces.
To be used with backing pad Ref. **DD25**.

DD32

	"	Ø mm	e mm	€
DD32-100	4	100	1	**7,01**
DD32-115	4,5	115	1	**7,94**
DD32-125	5	125	1	**8,86**

CDR QUICK CHANGE BACKING PAD

NEW

Ref. RLOC

CDR

- Quick, easy and precise disc change. No additional tools required.
- Perfect centering of the disc on the backing.
- Excellent for high performance and large grinding volumes.
- Perfect for grinding, polishing, deburring, cleaning, shining, all types of materials.
- Suitable for use on pneumatic or electric machines.

	Ø mm		RLOC €
RLOC25	25	1	**12,74**
RLOC50	50	1	**12,74**
RLOC75	75	1	**15,59**

*Compatible with RolocTM, Lockit, Speed Lock Tr, Power Lock Typ III, FastLock B and Roll-On systems.

MULTISANDING ALOX

Al PVC

Suitable for sanding and polishing in general applications, Steel, Cast Iron, Aluminium, Titanium and its alloys, Wood and Plastic.

	Ø mm	Grain		RLOC1 € /1U.
RLOC1-25P60	25	60	50	**0,71**
RLOC1-25P120	25	120	50	**0,71**
RLOC1-50P40	50	40	50	**1,07**
RLOC1-50P60	50	60	50	**1,07**
RLOC1-50P80	50	80	50	**1,07**
RLOC1-50P120	50	120	50	**1,07**
RLOC1-75P40	75	40	50	**1,24**
RLOC1-75P60	75	60	50	**1,24**
RLOC1-75P120	75	120	50	**1,24**

MULTISANDING ALOX PLUS

INOX

Suitable for high performance sanding and polishing in general applications, Stainless Steel, Steel and Cast Iron.

	Ø mm	Grain		RLOC2 € /1U.
RLOC2-25P60	25	60	50	**0,89**
RLOC2-25P120	25	120	50	**0,89**
RLOC2-50P36	50	36	50	**1,33**
RLOC2-50P60	50	60	50	**1,33**
RLOC2-50P80	50	80	50	**1,33**
RLOC2-50P120	50	120	50	**1,33**
RLOC2-75P36	75	36	50	**1,56**
RLOC2-75P60	75	60	50	**1,56**
RLOC2-75P80	75	80	50	**1,56**
RLOC2-75P120	75	120	50	**1,56**

MULTISANDING CIRCONIO

INOX Al

Suitable for sanding and polishing Stainless Steel, Steel, Cast Iron and Aluminium. Welding and tempered metals.

	Ø mm	Grain		RLOC3 € /1U.
RLOC3-25P60	25	60	50	**0,78**
RLOC3-25P120	25	120	50	**0,78**
RLOC3-50P40	50	40	50	**1,13**
RLOC3-50P60	50	60	50	**1,13**
RLOC3-75P40	75	40	50	**1,42**
RLOC3-75P60	75	60	50	**1,42**
RLOC3-75P120	75	120	50	**1,42**

MULTISANDING CERAMIC

RLOC4, General Use
RLOC5, High performance
Sanding and polishing in Steel, Nickel and Titanium alloys, Brass and Bronze.

	Ø mm	Grain		RLOC4 € /1U.
RLOC4-50P40	50	40	50	**1,36**
RLOC4-50P60	50	60	50	**1,36**
RLOC4-50P80	50	80	50	**1,36**
RLOC4-75P40	75	40	50	**1,78**
RLOC4-75P60	75	60	50	**1,78**

	Ø mm	Grain		RLOC5 € /1U.
RLOC5-75P40	75	40	50	**2,11**
RLOC5-75P60	75	60	50	**2,11**

MULTISANDING CONDITIONING



Surface conditioning prior to painting or coating. Polishing and brightening of all types of materials, Stainless Steel, Steel, Aluminium, Cast Iron, Carbon Fibre and composite materials (Fibreglass, Kevlar, etc.).

	Ø mm	Grain		RLOC6 € /1U.
RLOC6-50P1	50	Rough	25	**1,22**
RLOC6-50P2	50	Fine	25	**1,22**
RLOC6-75P1	75	Rough	25	**1,78**
RLOC6-75P2	75	Fine	25	**1,78**

MULTISANDING C-STRIP



Made of Silicon Carbide, Surface cleaning of all types of materials. Cleaning of paint, corrosion, adhesive, welding projections, burrs, etc.



	Ø mm		RLOC7 € /1U.
RLOC7-50	50	10	**3,47**
RLOC7-75	75	10	**4,42**

MULTISANDING UNITIZED



Fine polishing and brightening. Allows a fine finishing on all types of materials without damaging the piece.

	Ø mm		RLOC8 € /1U.
RLOC8-50	50	10	**7,22**
RLOC8-75	75	10	**12,92**

SANDING BELT

Ref. AB50



High performance in polishing and sanding of material in fine surfaces.
Sanding belts with high precision without glue waste to generate highest quality surfaces.
Indicated to sand and polish all types of wood, hard wood, chipboard panels, construction chipboard, metal...
Perfect finish in cleaning surfaces with paint, enamel, oxide and all type of impurities.

	Grain	L2 mm	L1 mm	Units	AB50 € / 1U.
AB50100X690Z40	40	100	690	10	**3,12**
AB50100X690Z60	60	100	690	10	**3,01**
AB50100X690Z80	80	100	690	10	**2,95**
AB50100X690Z100	100	100	690	10	**2,95**
AB50100X690Z120	120	100	690	10	**2,95**

FLAPPING WHEELS

Ref. FP

Aluminium Oxide flaps, with highest quality specially used in finishing operations.
They adapt to all contours and shapes providing an effective sanding in edges and clefts.
Uniform finish provided throughout the life of the wheel.
High performance in polishing and cleaning of paint, oxide, welding and moulds.

QUALITY

Grain 40 / 60	Coarse finishing
Grain 80 / 120	Medium finishing



	Grain	D1 mm	D2 mm	* H mm	R.P.M.	FP €
FP30X10-60	60	30	6	10	14.000	**2,74**
FP30X15-60	60	30	6	15	14.000	**2,74**
FP30X15-80	80	30	6	15	14.000	**2,74**
FP30X20-40	40	30	6	20	14.000	**2,91**
FP30X20-60	60	30	6	20	14.000	**3,04**
FP30X20-80	80	30	6	20	14.000	**3,04**
FP30X20-120	120	30	6	20	14.000	**3,04**
FP40X15-60	60	40	6	15	13.000	**2,97**
FP40X15-80	80	40	6	15	13.000	**2,97**
FP40X15-120	120	40	6	15	13.000	**2,97**
FP40X20-40	40	40	6	20	13.000	**3,15**
FP40X20-60	60	40	6	20	13.000	**3,15**
FP40X30-40	40	40	6	30	13.000	**3,15**
FP40X30-60	60	40	6	30	13.000	**3,15**
FP50X20-60	60	50	6	20	11.800	**3,58**
FP50X20-80	80	50	6	20	11.800	**3,58**
FP50X20-220	220	50	6	20	11.800	**3,58**
FP50X30-40	40	50	6	30	11.800	**4,25**
FP50X30-60	60	50	6	30	11.800	**4,25**
FP50X30-80	80	50	6	30	11.800	**4,25**
FP50X30-120	120	50	6	30	11.800	**4,45**
FP60X20-40	40	60	6	20	10.000	**4,39**
FP60X20-60	60	60	6	20	10.000	**4,39**
FP60X30-40	40	60	6	30	10.000	**5,09**
FP60X30-60	60	60	6	30	10.000	**5,09**
FP60X30-80	80	60	6	30	10.000	**5,09**
FP60X30-120	120	60	6	30	10.000	**5,34**
FP60X40-60	60	60	6	40	10.000	**5,72**
FP60X40-80	80	60	6	40	10.000	**5,72**
FP80X30-60	60	80	6	30	8.800	**6,74**
FP80X30-80	80	80	6	30	8.800	**6,74**
FP80X50-40	40	80	6	50	8.800	**12,14**
FP80X50-60	60	80	6	50	8.800	**12,14**
FP80X50-80	80	80	6	50	8.800	**12,14**
FP80X50-120	120	80	6	50	8.800	**13,06**

* H: Teeth Height

BLUE-MASTER® by celesa

2026 PRICE LIST

GROSS PRICE 2025 + 7%

Effective from 4 May 2026

HOLESAWS

GUIDE FOR SELECTION OF HOLESAWS

METAL HOLESAWS

REFERENCE		Type and cutting depth	Applications, Characteristics and Range	Page
CB		BI-METAL HSS 35 mm	HSS M3, 4/6, Al, Cu-Ni-La, CAST IRON, PVC Range Ø14/250mm	552
COB		BI-METAL HSSCo 8% 45 mm	HSSCo 8%, 4/6, INOX, CAST IRON, Cu-Ni-La Range Ø14/152mm	553
CBX100		BI-METAL HSS 100 mm	HSS M3, 4/6, Al, Cu-Ni-La, CAST IRON, PVC Range Ø25/152mm	556
COBX100		BI-METAL HSSCo 8% 100 mm	HSSCo 8%, 4/6, Cu-Ni-La, CAST IRON Range Ø25/51mm	556
CBR		HSS 5 mm	HSS, Al, Cu-Ni-La, CAST IRON Range Ø8/100mm	560
CBR..T		HSS-TiN 5 mm	HSS, TiN, Al, Cu-Ni-La, CAST IRON Range Ø12/100mm	561
CBC		HSSCo Inox 10 mm	HSSCo, INOX, Al, Cu-Ni-La, CAST IRON Range Ø12/100mm	562
CBCTL		HSSCo Inox TiAlN 10 mm	HSSCo, INOX, TiAlN, Al, Cu-Ni-La, CAST IRON Range Ø10/50mm	563
CCF		HSS 2 mm	HSS, Al, Cu-Ni-La, CAST IRON Range Ø10/50mm	564
CBMD		CARBIDE TIPPED 35 mm	CARBIDE TIPPED, INOX, Cu-Ni-La Range Ø19/152mm	565
CP		12 mm	CARBIDE TIPPED, Al, Cu-Ni-La, CAST IRON Range Ø15/35mm	566

METAL HOLESAWS

REFERENCE		Type and cutting depth	Applications, Characteristics and Range	Page
CX CXL		CARBIDE TIPPED 12 mm 25 mm	CARBIDE TIPPED, INOX, Al, Cu-Ni-La, CAST IRON Range Ø18/65mm	567
X		CARBIDE TIPPED 5 mm	CARBIDE TIPPED, INOX, Al, Cu-Ni-La, CAST IRON Range Ø14/120mm	568
XT		CARBIDE TIPPED 5 mm	CARBIDE TIPPED, INOX, Al, Cu-Ni-La, CAST IRON Range Ø16/150mm	568
CXX		CARBIDE TIPPED 50 mm	CARBIDE TIPPED, Al, Cu-Ni-La, CAST IRON Range Ø14/100mm	570
C50X		CARBIDE TIPPED 5 mm	CARBIDE TIPPED, Al, Cu-Ni-La, CAST IRON Range Ø14/100mm	571
MBM		CARBIDE TIPPED 50 mm	CARBIDE TIPPED, 50 HRc, INOX, Al, CAST IRON Range Ø35/150mm	572

ANNULAR CUTTERS FOR ELECTROMAGNETIC DRILLING MACHINES

REFERENCE		Type and cutting depth	Applications, Characteristics and Range	Page
250R 500R		HSS 30 mm 50 mm	HSS, 2 x 90°, WELDON, 75 Kg/mm², INOX, Al Range Ø12/50mm	576
250C 500C 750C 1000C		HSS 30 mm 50 mm 75 mm 100 mm	HSSCo 8%, 2 x 90°, WELDON, 110 Kg/mm², INOX, Al Range Ø12/100mm	577 579
1500C 2000C		HSS 150 mm 200 mm	HSS, 2 x 90°, WELDON, 75 Kg/mm², INOX, Al Range Ø22/50mm - Ø26/50mm	580

GUIDE FOR SELECTION OF HOLESAWS

ANNULAR CUTTERS FOR ELECTROMAGNETIC DRILLING MACHINES

REFERENCE		Type and cutting depth	Applications, Characteristics and Range	Page
250T 500T		HSSCo 30 mm 50 mm	HSSCo 8% · 2 x 90° WELDON · 110 Kg/mm² · INOX · Al Range Ø12/60mm	578
350A 500A		CARBIDE TIPPED 35 mm 50 mm	CARBIDE TIPPED · INOX · Al · Cu-Ni-La · CAST IRON Range Ø14/52mm - Ø14/70mm	581
750A 1000A		CARBIDE TIPPED 75mm 100 mm	CARBIDE TIPPED · INOX · Al · Cu-Ni-La · CAST IRON Range Ø16/70mm	582
MB250AT MB500AT		HSSCo 25/50 mm	HSSCo 8% · 2 x 90° WELDON · TiAlN Range Ø16/32mm	583
MB350ST		CARBIDE TIPPED 35 m	CARBIDE TIPPED · INOX · Al · Cu-Ni-La · CAST IRON Range Ø16/32mm	583

CONSTRUCTION CORE BITS

REFERENCE		Type and cutting depth	Applications, Characteristics and Range	Page
600W		CARBIDE TIPPED 80 mm	SDS Plus · CARBIDE TIPPED Range Ø25/100mm	592
CW		CARBIDE TIPPED 95 mm	SDS Plus · SDS Max · CARBIDE TIPPED Range Ø25/200mm	593
HA		CARBIDE TIPPED 54 mm	CARBIDE TIPPED · SDS Plus Range Ø25/112mm	594
MD		CARBIDE TIPPED 60 mm	CARBIDE TIPPED · SDS Plus Range Ø22/120mm	595

CONSTRUCTION CORE BITS

REFERENCE		Type and cutting depth	Applications, Characteristics and Range	Page
MH		CARBIDE TIPPED 100 mm	CARBIDE TIPPED · SDS Max Range Ø25/150mm	596
NEW CLA PM		CARBIDE TIPPED 70 mm	CARBIDE TIPPED · SDS Max Range Ø30/150m	597
CDE CMAD		TILE 40 mm	PVC Range Ø12/120mm - Ø20/50mm	598
NEW CDD		DIAMOND 60 mm	Range Ø8/102mm	599
NEW CAH		DIAMOND	Range Ø5/35mm	599
CHH		DIAMOND 300-450 mm		600
CSE		TILE 35 mm	PVC · M14x2 Range Ø5/83mm	601
MG		30 mm	Tungsten · CAST IRON Range Ø16/114mm	603
CM		WOOD 60 mm Ø22/125	CARBIDE TIPPED · PVC Range Ø22/125mm	604
TB CL			CIRCLE CUTTING HOLE CUTTERS Ø200/220/285/410 mm DRYWALL CAST	605
CDH		150 mm		608

BI-METAL HSS HOLESAWS WITH VARIABLE TEETH 4/6

Ref. CB

HSS M3 | 4/6 | Al | Cu-Ni-La | CAST IRON | PVC

35 mm CUTTING CAPACITY

Blister dimensions
165 x 105 mm

Ref. CB AVAILABLE IN BLISTER AND CARTON BOX

Ø mm	Ø Inches	CB Carton Ref.	CB Carton €	CB Blister Ref.	CB Blister €
14	9/16	CB14	6,48	CB14B	6,48
16	5/8	CB16	6,48	CB16B	6,48
17	11/16	CB17	6,55	CB17B	6,55
19	3/4	CB19	7,20	CB19B	7,20
20	-	CB20	7,20	CB20B	7,20
21	13/16	CB21	7,20	CB21B	7,20
22	7/8	CB22	7,57	CB22B	7,57
24	15/16	CB24	8,18	CB24B	8,18
25	1"	CB25	8,53	CB25B	8,53
27	1.1/16	CB27	8,91	CB27B	8,91
29	1.1/8	CB29	9,41	CB29B	9,41
30	1.3/16	CB30	9,95	CB30B	9,95
32	1.1/4	CB32	10,21	CB32B	10,21
33	1.5/16	CB33	10,94	CB33B	10,94
35	1.3/8	CB35	11,03	CB35B	11,03
37	1.7/16	CB37	11,67	CB37B	11,67
38	1.1/2	CB38	11,84	CB38B	11,84
40	1.9/16	CB40	12,01	CB40B	12,01
41	1.5/8	CB41	12,01	CB41B	12,01
43	1.11/16	CB43	12,21	CB43B	12,21
44	1.3/4	CB44	12,66	CB44B	12,66
45	-	CB45	13,05	CB45B	13,05
46	1.13/16	CB46	13,32	CB46B	13,32
48	1.7/8	CB48	13,67	CB48B	13,67
50	-	CB50	13,88	CB50B	13,88
51	2"	CB51	13,88	CB51B	13,88
52	2.1/16	CB52	14,28	CB52B	14,28
54	2.1/8	CB54	14,76	CB54B	14,76
55	-	CB55	15,18	CB55B	15,18
57	2.1/4	CB57	15,31	CB57B	15,31
59	2.5/16	CB59	15,72	CB59B	15,72
60	2.3/8	CB60	16,19	CB60B	16,19

Ø mm	Ø Inches	CB Carton Ref.	CB Carton €	CB Blister Ref.	CB Blister €
64	2.1/2	CB64	16,45	CB64B	16,45
65	2.9/16	CB65	17,10	CB65B	17,10
67	2.5/8	CB67	17,16	CB67B	17,16
68	-	CB68	17,16	CB68B	17,16
70	2.3/4	CB70	17,45	CB70B	17,45
73	2.7/8	CB73	17,49	CB73B	17,49
75	-	CB75	18,52	CB75B	18,52
76	3"	CB76	18,52	CB76B	18,52
79	3.1/8	CB79	18,62	CB79B	18,62
83	3.1/4	CB83	18,62	CB83B	18,62
86	3.3/8	CB86	18,70		
89	3.1/2	CB89	18,76		
92	3.5/8	CB92	20,70		
95	3.3/4	CB95	24,91		
98	3.7/8	CB98	25,79		
100	-	CB100	26,78		
102	4"	CB102	26,78		
104	4.1/8	CB104	29,62		
108	4.1/4	CB108	31,35		
111	4.3/8	CB111	31,94		
114	4.1/2	CB114	32,54		
121	4.3/4	CB121	33,03		
127	5"	CB127	39,36		
140	5.1/2	CB140	41,17		
146	5.3/4	CB146	43,03		
152	6"	CB152	53,19		
160	-	CB160	83,48		
168	-	CB168	91,73		
177	-	CB177	93,42		
210	-	CB210	98,52		
225	-	CB225	130,37		
250	-	CB250	159,08		

Holesaws with diameter between 14 and 30mm have no holes for arbors with pins.
Check page 556 for cutting conditions.

BI-METAL HSSCo 8% HOLESAWS WITH VARIABLE TEETH 4/6

Ref. COB

HSSCo 8% | 4/6 | INOX | CAST IRON | Cu-Ni-La

- Longer duration of the sharpening and cutting life time.
- Sharper, quicker and more precise cut.
- Reduced vibrations and wear.
- M42: Improved performance and durability.

45 mm CUTTING CAPACITY

Ref. COB AVAILABLE IN BLISTER AND CARTON BOX

Ø mm	Ø Inches	COB Carton Ref.	COB Carton €	COB Blister Ref.	COB Blister €
14	9/16	COB14	11,25	COB14B	11,25
16	5/8	COB16	11,63	COB16B	11,63
17	11/16	COB17	11,66	COB17B	11,66
19	3/4	COB19	11,66	COB19B	11,66
20	-	COB20	11,66	COB20B	11,66
21	13/16	COB21	11,66	COB21B	11,66
22	7/8	COB22	11,89	COB22B	11,89
24	15/16	COB24	11,91	COB24B	11,91
25	1"	COB25	12,65	COB25B	12,65
27	1.1/16	COB27	13,34	COB27B	13,34
29	1.1/8	COB29	13,43	COB29B	13,43
30	1.3/16	COB30	13,43	COB30B	13,43
32	1.1/4	COB32	13,43	COB32B	13,43
33	1.5/16	COB33	13,43	COB33B	13,43
35	1.3/8	COB35	14,57	COB35B	14,57
37	1.7/16	COB37	14,57	COB37B	14,57
38	1.1/2	COB38	14,64	COB38B	14,64
40	1.9/16	COB40	14,68	COB40B	14,68
41	1.5/8	COB41	14,68	COB41B	14,68
43	1.11/16	COB43	14,68	COB43B	14,68
44	1.3/4	COB44	16,88	COB44B	16,88
45	-	COB45	17,30	COB45B	17,30
46	1.13/16	COB46	17,40	COB46B	17,40
48	1.7/8	COB48	17,43	COB48B	17,43
50	-	COB50	17,48	COB50B	17,48
51	2"	COB51	17,60	COB51B	17,60
52	2.1/16	COB52	19,55	COB52B	19,55
54	2.1/8	COB54	20,08	COB54B	20,08
55	-	COB55	20,15	COB55B	20,15
57	2.1/4	COB57	20,30	COB57B	20,30
59	2.5/16	COB59	20,32	COB59B	20,32
60	2.3/8	COB60	20,32	COB60B	20,32

Holesaws with diameter between 14 and 30mm have no holes for arbors with pins.

Check page 556 for cutting conditions.

Ø mm	Ø Inches	COB Carton Ref.	COB Carton €	COB Blister Ref.	COB Blister €
64	2.1/2	COB64	21,88	COB64B	21,88
65	2.9/16	COB65	22,09	COB65B	22,09
67	2.5/8	COB67	22,09	COB67B	22,09
68	-	COB68	22,09	COB68B	22,09
70	2.3/4	COB70	22,09	COB70B	22,09
73	2.7/8	COB73	22,09	COB73B	22,09
75	-	COB75	22,43	COB75B	22,43
76	3"	COB76	23,64	COB76B	23,64
79	3.1/8	COB79	23,70	COB79B	23,70
83	3.1/4	COB83	23,70	COB83B	23,70
86	3.3/8	COB86	23,70		
89	3.1/2	COB89	23,79		
92	3.5/8	COB92	26,59		
95	3.3/4	COB95	31,69		
98	3.7/8	COB98	32,80		
100	-	COB100	35,34		
102	4"	COB102	36,12		
104	4.1/8	COB104	39,06		
108	4.1/4	COB108	39,18		
111	4.3/8	COB111	39,98		
114	4.1/2	COB114	40,81		
121	4.3/4	COB121	43,34		
127	5"	COB127	45,08		
140	5.1/2	COB140	50,22		
146	5.3/4	COB146	52,63		
152	6"	COB152	63,91		

CUTTING SPEED	
CAPACITY Ø mm	R.P.M
14-25	600
27-45	350
46-60	250
64-83	150
86-102	120
104-121	90
127-152	60

ARBORS AND ACCESSORIES FOR BI-METAL HOLESAWS

ARBORS IN CARTON BOX AND BLISTER

Ref. **B5514**

Ref. **B5518**

→ Ref. **B5519**
The most usual

Ref. **B5520**

Ref. **B5545**

→ Ref. **B5546**
The most usual

Ref. **B5547***

Ref. **B5556SDS**

Ref. **B5547M**

SHANK	CAPACITY Ø mm	WITHOUT EJECTION SPRING				WITH EJECTION SPRING			
		Carton		Blister		Carton		Blister	
		Ref.	€	Ref.	€	Ref.	€	Ref.	€
Ø 6,35 mm	14 - 30	B5514	**9,60**	B5514S	**10,26**	B5514M	**10,62**	5514-BME	**10,65**
⬡ 11,0 mm	14 - 30	B5518	**12,64**	B5518S	**13,49**	B5518M	**13,63**	5518-BME	**13,63**
⬡ 9,5 mm	14 - 30	B5519	**12,94**	B5519S	**14,07**	B5519M	**13,92**	5519-BME	**15,12**
⬡ 11,0 mm	32 - 38	B5520	**15,17**	B5520S	**15,17**	B5520M	**16,16**		
⬡ 11,0 mm	32 - 250	B5545	**20,50**	B5545S	**20,50**	B5545M	**21,49**		
⬡ 9,5 mm	32 - 250	B5546	**20,50**	B5546S	**21,88**	B5546M	**21,49**	5546-BME	**22,93**
⬡ 11,0 mm	32 - 250	B5547*	**21,42**	B5547S	**23,40**	B5547M	**22,43**	5547-BME	**24,53**
⬡ 16,0 mm	32 - 250	B5573	**22,35**			B5573M	**23,34**		
SDS-PLUS	14 - 30	B5529SDS	**17,19**			B5529SDSM	**17,72**		
SDS-PLUS	32 - 250	B5556SDS	**31,82**			B5556SDSM	**32,51**		

* High performance rigid arbor

EJECTION SPRING

B8530
0,91 €

PILOT DRILLS

HSS

Ref. **B8534** The most usual

Ref. **B8535**

Ref. **B8536**

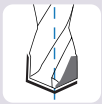

Ref. **B8537**

Ref. **B8538**

Ø mm	Lt mm	FLAT Nº	PACKAGING	CORRESPONDING ARBORS	Box		Blister	
					Ref.	€	Ref.	€
6,35	83	2	10	5514-5518-5519-5520-5545-5546 5573-5529SDS -5556SDS -5547	B8534	**3,06**	B8534S	**4,04**
6,35	107	3	10	5514-5518-5519-5520-5545-5546 5573-5529SDS -5556SDS -5547	B8535	**3,06**	B8535S	**4,04**
6,35	87	1	10	5514-5518-5520-5573-5545	B8536	**3,06**	B8536S	**4,04**
6,35	82	1	10	Holesaws Remgrit	B8537	**2,72**	B8537S	**5,01**
6,35	97	1	10	Holesaws Remgrit	B8538	**2,72**	B8538S	**5,01**

ARBORS AND ACCESSORIES FOR BI-METAL HOLESAWS

EXTENSION ARBOR 300 mm

Suitable for arbors:
Ref. 5519-5546
Hex. shank 9,5 mm

B5500
24,61 €

ARBOR ADAPTER mm

This threaded adaptor allows to use 5514, 5518 and 5519 HOLESAWS with diameter >30 mm in favourable cutting conditions

B5511
8,56 €

SPARE SCREW (TO HOLD DRILL AT THE ARBOR)

Arbors screw:
Ref. 5514 - 5518 - 5519 - 5520

BSS1
2,24 €

Arbors screw:
Ref. 5545 - 5546 - 5573

BSS2
2,24 €

HOLESAW SET FOR PLASTER

Set 1 Ø67

Ref. CPL67

Content:
1 Bimetal hole saw CB67: Ø 67 mm.
1 Arbor Ref. B5547
1 Countersinking washer for plaster Ref. CPL

83,16 €

Set 2 Ø68

Ref. CPL68

Content:
1 Bimetal hole saw CB68: Ø 68 mm.
1 Arbor Ref. B5547
1 Countersinking washer for plaster Ref. CPL

83,16 €

COMPONENTS

	DESCRIPTION	€
CPL	Countersinking washer for plaster	**61,58**
B5547	Rigid arbor for HOLESAWS Ø 32-250 mm	**21,42**
CB67	Bimetal hole saw CB67 Ø 67 mm	**17,16**
CB68	Bimetal hole saw CB68 Ø 68 mm	**17,16**

BI-METAL HSS HOLESAWS WITH VARIABLE TEETH 4/6 EXTRA LONG SERIES FOR LOCKSMITH

Ref. CBX100

HSS M3 | 4/6 | Al | Cu-Ni-La | CAST IRON | PVC

100 mm CUTTING CAPACITY

	Ø mm	CBX100 €
CB25X100	25	43,47
CB27X100	27	48,51
CB29X100	29	51,19
CB30X100	30	53,90
CB32X100	32	55,22
CB33X100	33	58,83
CB35X100	35	55,46
CB38X100	38	63,41
CB40X100	40	60,29

	Ø mm	CBX100 €
CB41X100	41	64,51
CB43X100	43	64,87
CB44X100	44	65,29
CB45X100	45	67,03
CB46X100	46	68,29
CB48X100	48	68,29
CB50X100	50	69,84
CB51X100	51	69,84
CB52X100	52	74,94
CB54X100	54	77,18
CB55X100	55	79,11
CB57X100	57	80,20
CB59X100	59	82,39
CB60X100	60	84,71
CB64X100	64	86,02
CB65X100	65	90,23
CB67X100	67	93,27
CB68X100	68	93,27
CB70X100	70	96,51

	Ø mm	CBX100 €
CB73X100	73	96,98
CB75X100	75	97,50
CB79X100	79	98,35
CB83X100	83	98,35
CB86X100	86	98,69
CB89X100	89	99,07
CB92X100	92	109,26
CB95X100	95	129,29
CB98X100	98	133,88
CB100X100	100	139,31
CB102X100	102	139,31
CB104X100	104	153,99
CB108X100	108	163,95
CB111X100	111	168,66
CB114X100	114	174,49
CB127X100	127	211,66
CB140X100	140	226,00
CB146X100	146	237,02
CB152X100	152	285,98

Holesaws with diameter between 14 and 30mm have no holes for arbors with pins.

BI-METAL HSSCo HOLESAWS WITH VARIABLE TEETH 4/6

Ref. COB

HSSCo 8% | 4/6 | CAST IRON | Cu-Ni-La

- Longer duration of the sharpening and cutting life time.
- Sharper, quicker and more precise cut.
- Reduced vibrations and wear.
- M42: better performance and durability.

100 mm CUTTING CAPACITY

	Ø mm	COBX100 €
COB25X100	25	72,54
COB35X100	35	83,57
COB40X100	40	84,42
COB45X100	45	97,02
COB50X100	50	97,61
COB51X100	51	99,59

ARBORS FOR EXTRA LONG HOLESAWS

	DESCRIPTION	CAPACITY mm	€
B5516	Arbor for extra long HOLESAWS	14 - 30	24,33
B5548	Arbor for extra long HOLESAWS	32-250	36,94

PILOT DRILLS

	Ø mm	Lt mm	CORRESPONDING ARBORS	€
B8532	6,35	155	B5516 / B5548	14,64

BI-METAL HOLESAWS DISPLAYS

Ref. CB | HSS M3 | 4/6 | Al | Cu-Ni-La | CAST IRON | PVC

ARBORS BLUEMASTER HOLESAW DISPLAY

B5519	**CB16**	**CB19**	**CB20**	**CB22**	**CB25**	**CB27**	**CB30**
Ø 14-30	Ø 16	Ø 19	Ø 20	Ø 22	Ø 25	Ø 27	Ø 30
5	3	3	3	3	3	3	3
B5546	**CB32**	**CB35**	**CB40**	**CB48**	**CB50**	**CB60**	**CB68**
Ø32-250	Ø 32	Ø 35	Ø 40	Ø 48	Ø 50	Ø 60	Ø 68
4	3	3	2	2	2	2	2

Ref. CBEXP1
523,76 €

530 mm
885 mm

Ref. COB | HSSCo 8% | 4/6 | INOX | Cu-Ni-La | CAST IRON

ARBORS BLUEMASTER HSS-CO 8% HOLESAW DISPLAY

B5519	**COB16**	**COB19**	**COB20**	**COB22**	**COB25**	**COB27**	**COB30**
Ø 14-30	Ø 16	Ø 19	Ø 20	Ø 22	Ø 25	Ø 27	Ø 30
5	3	3	3	3	3	3	3
B5546	**COB32**	**COB35**	**COB40**	**COB48**	**COB51**	**COB60**	**COB68**
Ø32-250	Ø 32	Ø 35	Ø 40	Ø 48	Ø 51	Ø 60	Ø 68
4	3	3	2	2	2	2	2

Ref. COBEXP1
673,72 €

530 mm
885 mm

BI-METAL HOLESAWS SETS HSS

HSS M3 | 4/6 | Al | Cu-Ni-La | CAST IRON | PVC | 35 mm CUTTING CAPACITY

Ref. CB

Ref. CB9576

SET FOR ELECTRICIANS, GENERAL USES — 10 Pieces

CB9576	7 Holesaws CB: **Ø 16 - 20 - 25 - 32 - 40 - 50 - 68 mm**
CB9570	7 Holesaws CB: **Ø 20 - 25 - 32 - 40 - 44 - 60 - 68 mm**

Content:
1 Arbor Ref. 5519 ⬡ 9,5 Capacity 14-30
1 Arbor Ref. 5546 ⬡ 9,5 Capacity 32-250
1 Arbor adapter Ref. 5511

CB9576	**96,84 €**
CB9570	**98,19 €**

SET FOR LOCKSMITHERS — 9 Pieces

CB9571	6 Holesaws CB: **Ø 22 - 35 - 51 - 60 - 68 - 73 mm**
CB9574	6 Holesaws CB: **Ø 22 - 35 - 50 - 60 - 68 - 73 mm**

Content:
1 Arbor Ref. 5519 ⬡ 9,5 Capacity 14-30
1 Arbor Ref. 5546 ⬡ 9,5 Capacity 32-250
1 Arbor adapter Ref. 5511

102,21 €

SET FOR PLUMBERS — 10 Pieces

CB9573	7 Holesaws CB: **Ø 20 - 25 - 30 - 40 - 44 - 60 - 68 mm**
CB9575	7 Holesaws CB: **Ø 19 - 25 - 32 - 40 - 44 - 60 - 68 mm**

Content:
1 Arbor Ref. 5519 ⬡ 9,5 Capacity 14-30
1 Arbor Ref. 5546 ⬡ 9,5 Capacity 32-250
1 Arbor adapter Ref. 5511

98,19 €

SET FOR INDUSTRIAL MAINTENANCES — 13 Pieces

CB9572	10 Holesaws CB: **20 - 22 - 25 - 32 - 35 - 40 - 44 - 60 - 68 - 76 mm**

Content:
1 Arbor Ref. 5519 ⬡ 9,5 Capacity 14-30
1 Arbor Ref. 5546 ⬡ 9,5 Capacity 32-250
1 Arbor adapter Ref. 5511

132,00 €

BI-METAL HOLESAWS SETS HSSCO 8%

HSSCo 8% | 4/6 | INOX | CAST IRON | Cu-Ni-La

- Longer duration of the sharpening and cutting life time.
- Sharper, quicker and more precise cut.
- Reduced vibrations and wear.
- M42: Improved performance and durability.

45 mm CUTTING CAPACITY

Ref. COB

Ref. COB9576

ELECTRICIANS SET, GENERAL USES

10 Pieces

COB9576	7 Holesaws COB: **Ø 16 - 20 - 25 - 32 - 40 - 50 - 68 mm**
COB9570	7 Holesaws COB: **Ø 20 - 25 - 32 - 40 - 44 - 60 - 68 mm**

Content:
1 Arbor Ref. 5519 ⬡ 9,5 Capacity 14-30
1 Arbor Ref. 5546 ⬡ 9,5 Capacity 32-250
1 Arbor adapter Ref. 5511

COB9576 **105,21 €**
COB9570 **108,00 €**

SET FOR PLUMBERS

10 Pieces

COB9573	7 Holesaws COB: **Ø 20 - 25 - 30 - 40 - 44 - 60 - 68 mm**
COB9575	7 Holesaws COB: **Ø 19 - 25 - 32 - 40 - 44 - 60 - 68 mm**

Content:
1 Arbor Ref. 5519 ⬡ 9,5 Capacity 14-30
1 Arbor Ref. 5546 ⬡ 9,5 Capacity 32-250
1 Arbor adapter Ref. 5511

112,43 €

SET FOR LOCKSMITHERS

9 Pieces

COB9571	6 Holesaws COB: **Ø 22 - 35 - 51 - 60 - 68 - 73 mm**
COB9574	6 Holesaws COB: **Ø 22 - 35 - 50 - 60 - 68 - 73 mm**

Content:
1 Arbor Ref. 5519 ⬡ 9,5 Capacity 14-30
1 Arbor Ref. 5546 ⬡ 9,5 Capacity 32-250
1 Arbor adapter Ref. 5511

108,00 €

SET FOR INDUSTRIAL MAINTENANCES

13 Pieces

COB9572	10 Holesaws COB: **20 - 22 - 25 - 32 - 35 - 40 - 44 - 60 - 68 - 76 mm**

Content:
1 Arbor Ref. 5519 ⬡ 9,5 Capacity 14-30
1 Arbor Ref. 5546 ⬡ 9,5 Capacity 32-250
1 Arbor adapter Ref. 5511

145,19 €

HSS RESHARPENABLE HOLESAWS FOR METALS

HSS Ref. CBR

Al | Cu-Ni-La | CAST IRON

5 mm CUTTING CAPACITY

Clamp the jaws of the chuck on the 3 flat faces in order to avoid any slippery of the arbor.

	CBR	
	Ø mm	€
CBR010	10	15,98
CBR011	11	16,22
CBR012	12	16,22
CBR013	13	17,57
CBR014	14	17,57
CBR015	15	17,90
CBR016	16	17,90
CBR017	17	19,97
CBR018	18	20,64
CBR019	19	21,60
CBR020	20	22,10
CBR021	21	22,75
CBR022	22	24,07
CBR023	23	25,22
CBR024	24	26,20
CBR025	25	26,82
CBR026	26	27,93
CBR027	27	28,92
CBR028	28	30,36
CBR029	29	31,72
CBR030	30	32,44
CBR031	31	35,09
CBR032	32	36,58
CBR033	33	37,82
CBR034	34	38,99
CBR035	35	39,57
CBR036	36	41,12
CBR037	37	42,32
CBR038	38	43,55
CBR039	39	44,44

	CBR	
	Ø mm	€
CBR040	40	45,66
CBR041	41	47,16
CBR042	42	48,07
CBR043	43	49,00
CBR044	44	50,18
CBR045	45	51,40
CBR046	46	52,32
CBR047	47	53,52
CBR048	48	55,04
CBR049	49	55,93
CBR050	50	57,14
CBR051	51	71,06
CBR052	52	71,06
CBR053	53	71,06
CBR054	54	71,06
CBR055	55	71,06
CBR056	56	84,66
CBR057	57	84,66
CBR058	58	84,66
CBR059	59	84,66
CBR060	60	84,66
CBR061	61	98,86
CBR062	62	98,86
CBR063	63	98,86
CBR064	64	98,86
CBR065	65	98,86
CBR066	66	124,52
CBR067	67	124,52
CBR068	68	124,52
CBR069	69	124,52

	CBR	
	Ø mm	€
CBR070	70	124,52
CBR071	71	130,92
CBR072	72	130,92
CBR073	73	130,92
CBR074	74	130,92
CBR075	75	130,92
CBR076	76	148,86
CBR077	77	148,86
CBR078	78	148,86
CBR079	79	148,86
CBR080	80	148,86
CBR081	81	169,68
CBR082	82	169,70
CBR083	83	171,77
CBR084	84	169,68
CBR085	85	169,68
CBR086	86	177,99
CBR087	87	180,04
CBR088	88	178,32
CBR089	89	178,32
CBR090	90	178,32
CBR091	91	195,88
CBR092	92	198,02
CBR093	93	195,27
CBR094	94	194,54
CBR095	95	196,60
CBR096	96	206,62
CBR097	97	208,78
CBR098	98	206,88
CBR099	99	208,99
CBR100	100	206,95

These holesaws are always delivered with an arbor, which is included in the price.

Ref. AT12

Ref. CM12

ARBORS FOR RESHARPENABLE HOLESAWS WITH & WITHOUT TiN

	DESCRIPTION	RANGE Ø mm	€
AT09	Ø10 triangular with thread M12x1,25+drill 6mm	10 - 13	15,32
AT10	Shank Ø8mm - thread M10x1,25 and drill+Ø6mm	14 - 22	15,32
AT12	Shank Ø9mm triangular thread M12x1,25+drill Ø6mm	23 - 40	17,15
AT16	Shank Ø10mm triangular thread M16x1,25+drill Ø6mm	41 - 60	21,80
AT20	Shank Ø12mm triangular thread M20x1,25+drill Ø8mm	61 - 90	24,95
AT28	Shank Ø13mm triangular thread M28x2,00+drill Ø 8mm	91 - 100	33,66
CM09	Morse Taper 2 - thread M09x1,25 + drill Ø5mm	10 - 13	39,39
CM10	Morse Taper 2 - thread M10x1,25 + drill Ø5mm	14 - 22	39,39
CM12	Morse Taper 2 - thread M12x1,25 + drill Ø6mm	23 - 40	40,26
CM16	Morse Taper 2 - thread M16x1,25 + drill Ø6mm	41 - 60	40,26
CM20	Morse Taper 3 - thread M20x1,25 + drill Ø8mm	61 - 90	58,43
CM28	Morse Taper 4 - thread M28x2,00 + drill Ø8mm	91 - 100	96,89

PILOT DRILL

	DESCRIPTION	RANGE Ø mm	€
B5	HSS Ø 5 mm	10 - 22	6,00
B6	HSS Ø 6 mm	23 - 60	6,92
B8	HSS Ø 8 mm	61 - 100	7,65
B6TIN	HSS + TiN Ø 6 mm	23 - 60	10,05
B8TIN	HSS + TiN Ø 8 mm	61 - 100	11,11

HSS + TIN RESHARPENABLE HOLESAWS FOR METALS

HSS | TiN | Ref. CBR..T | Al | Cu-Ni-La | CAST IRON | 5 mm CUTTING CAPACITY

		CBR..T
	Ø mm	€
CBR010T	10	27,87
CBR011T	11	28,45
CBR012T	12	27,72
CBR013T	13	30,44
CBR014T	14	30,44
CBR015T	15	30,78
CBR016T	16	32,85
CBR017T	17	36,95
CBR018T	18	37,96
CBR019T	19	41,64
CBR020T	20	42,78
CBR021T	21	44,08
CBR022T	22	46,41
CBR023T	23	48,56
CBR024T	24	50,55
CBR025T	25	51,82
CBR026T	26	58,77
CBR027T	27	60,08
CBR028T	28	61,80
CBR029T	29	63,13
CBR030T	30	63,81
CBR031T	31	67,14
CBR032T	32	68,92
CBR033T	33	70,81
CBR034T	34	73,00
CBR035T	35	75,26
CBR036T	36	77,47
CBR037T	37	79,67
CBR038T	38	81,52

		CBR..T
	Ø mm	€
CBR039T	39	84,13
CBR040T	40	86,37
CBR041T	41	88,16
CBR042T	42	90,44
CBR043T	43	92,34
CBR044T	44	94,88
CBR045T	45	97,09
CBR046T	46	99,03
CBR047T	47	101,24
CBR048T	48	105,44
CBR049T	49	105,64
CBR050T	50	107,49
CBR051T	51	129,01
CBR052T	52	131,89
CBR053T	53	134,52
CBR054T	54	137,27
CBR055T	55	140,31
CBR056T	56	140,49
CBR057T	57	143,24
CBR058T	58	146,45
CBR059T	59	148,88
CBR060T	60	151,75
CBR061T	61	178,92
CBR062T	62	182,31
CBR063T	63	185,43
CBR064T	64	188,53
CBR065T	65	192,10
CBR066T	66	198,63
CBR067T	67	201,76
CBR068T	68	205,12
CBR069T	69	208,24

		CBR..T
	Ø mm	€
CBR070T	70	214,41
CBR071T	71	214,41
CBR072T	72	217,82
CBR073T	73	221,14
CBR074T	74	224,38
CBR075T	75	227,63
CBR076T	76	229,13
CBR077T	77	232,38
CBR078T	78	235,63
CBR079T	79	239,13
CBR080T	80	241,57
CBR081T	81	243,32
CBR082T	82	246,66
CBR083T	83	249,84
CBR084T	84	253,29
CBR085T	85	256,68
CBR086T	86	259,12
CBR087T	87	262,15
CBR088T	88	265,57
CBR089T	89	268,93
CBR090T	90	273,45
CBR091T	91	280,96
CBR092T	92	284,18
CBR093T	93	287,94
CBR094T	94	291,35
CBR095T	95	294,58
CBR096T	96	296,92
CBR097T	97	300,01
CBR098T	98	303,55
CBR099T	99	306,90
CBR100T	100	312,44

These holesaws are always delivered with an arbor, which is included in the price.

RESHARPENABLE HOLESAWS DISPLAY

	E41P
Content: 41 Ref. CBR holesaws Ø 10 - Ø 50 mm	
	1.405,00 €

HSSCo RESHARPENABLE HOLESAWS FOR METALS (SPECIAL FOR STAINLESS STEEL)

HSSCo | INOX | Al | Cu-Ni-La | CAST IRON | 10 mm CUTTING CAPACITY

Ref. CBC

Specific sharpening with chip-breaker

	CBC	
	Ø mm	€
CBC012	12	27,13
CBC013	13	27,13
CBC014	14	27,13
CBC015	15	27,88
CBC016	16	28,48
CBC017	17	28,93
CBC018	18	29,69
CBC019	19	31,07
CBC020	20	32,44
CBC021	21	34,08
CBC022	22	36,05
CBC023	23	37,27
CBC024	24	38,49
CBC025	25	40,01
CBC026	26	41,52
CBC027	27	43,33
CBC028	28	44,70
CBC029	29	46,21
CBC030	30	47,72
CBC031	31	48,93
CBC032	32	50,60
CBC033	33	52,11
CBC034	34	53,77
CBC035	35	55,61
CBC036	36	56,81
CBC037	37	58,48
CBC038	38	60,46
CBC039	39	64,22
CBC040	40	65,14
CBC041	41	65,88

	CBC	
	Ø mm	€
CBC042	42	66,48
CBC043	43	67,95
CBC044	44	69,15
CBC045	45	71,09
CBC046	46	72,26
CBC047	47	74,07
CBC048	48	75,40
CBC049	49	76,87
CBC050	50	78,20
CBC051	51	110,08
CBC052	52	112,67
CBC053	53	114,26
CBC054	54	116,41
CBC055	55	119,30
CBC056	56	121,30
CBC057	57	123,31
CBC058	58	125,33
CBC059	59	127,62
CBC060	60	129,49
CBC061	61	155,22
CBC062	62	157,81
CBC063	63	159,68
CBC064	64	162,70
CBC065	65	165,16
CBC066	66	173,91
CBC067	67	175,99
CBC068	68	178,53
CBC069	69	180,29
CBC070	70	182,97
CBC071	71	184,43

	CBC	
	Ø mm	€
CBC072	72	187,12
CBC073	73	189,64
CBC074	74	192,17
CBC075	75	194,82
CBC076	76	197,80
CBC077	77	199,89
CBC078	78	202,41
CBC079	79	205,08
CBC080	80	208,04
CBC081	81	210,12
CBC082	82	212,80
CBC083	83	215,31
CBC084	84	217,83
CBC085	85	220,51
CBC086	86	223,04
CBC087	87	225,55
CBC088	88	228,23
CBC089	89	230,59
CBC090	90	233,26
CBC091	91	235,94
CBC092	92	238,31
CBC093	93	240,98
CBC094	94	243,66
CBC095	95	246,02
CBC096	96	248,56
CBC097	97	251,22
CBC098	98	253,60
CBC099	99	256,28
CBC100	100	263,98

These HOLESAWS are always delivered with arbor, which is included in price.

Ref. HCBC1

ARBORS FOR RESHARPENABLE HOLESAWS WITH & WITHOUT TiAlN

	DESCRIPTION	CAPACITY Ø mm	€
HCBC0	Shank 7mm Triangular thread M09x1,25+drill Ø 5 mm	10 - 13	10,09
HCBC1	Shank 8mm Triangular thread M10x1,25+drill Ø 5 mm	14 - 22	10,09
HCBC2	Shank 9mm Triangular thread M12x1,25+drill Ø 6 mm	23 - 35	10,09
HCBC3	Shank 10mm Triangular thread M16x1,25+drill Ø 6 mm	36 - 49	11,29
HCBC4	Shank 12mm Triangular thread M20x1,50+drill Ø 8 mm	50 - 90	14,34
HCBC5	Shank 13mm Triangular thread M28x2,00+drill Ø 8 mm	91 -100	16,43
HCBC0-CM2	Morse Taper 2 thread M09x1,25 and drill Ø 5 mm	10 - 13	25,93
HCBC1-CM2	Morse Taper 2 thread M10x1,25 and drill Ø 5 mm	14 - 22	25,93
HCBC2-CM2	Morse Taper 2 thread M12x1,25 and drill Ø 6 mm	23 - 35	26,51
HCBC2-CM3	Morse Taper 3 thread M12x1,25 and drill Ø 6 mm	23 - 35	37,98
HCBC3-CM2	Morse Taper 2 thread M16x1,25 and drill Ø 6 mm	36 - 49	37,98
HCBC3-CM3	Morse Taper 3 thread M16x1,25 and drill Ø 6 mm	36 - 49	37,98
HCBC4-CM3	Morse Taper 3 thread M20x1,50 and drill Ø 8 mm	50 - 90	38,46
HCBC4-CM4	Morse Taper 4 thread M20x1,50 and drill Ø 8 mm	50 - 90	63,80
HCBC5-CM3	Morse Taper 3 thread M28x2,00 and drill Ø 8 mm	91 -100	63,80
HCBC5-CM4	Morse Taper 4 thread M28x2,00 and drill Ø 8 mm	91 -100	63,80

PILOT DRILL

	DESCRIPTION	CAPACITY Ø mm	€
PCBC1	Pilot HSSCo Ø 5 mm	10 - 22	3,95
PCBC2	Pilot HSSCo Ø 6 mm	23 - 49	4,56
PCBC3	Pilot HSSCo Ø 8 mm	50 -100	5,05
PCBC1TL	Pilot HSSCo+TiAlN Ø5 mm	10 - 22	5,53
PCBC2TL	Pilot HSSCo+TiAlN Ø6 mm	23 - 49	6,38
PCBC3TL	Pilot HSSCo+TiAlN Ø8 mm	50 -100	7,06

HSSCo+TiAlN RESHARPENABLE HOLESAWS FOR METALS (SPECIAL FOR STAINLESS STEEL)

HSSCo | INOX | TiAlN | Ref. CBCTL | Al | Cu-Ni-La | CAST IRON | 10 mm CUTTING CAPACITY

		CBCTL
	Ø mm	€
CBC012TL	12	38,91
CBC013TL	13	38,91
CBC014TL	14	38,91
CBC015TL	15	40,00
CBC016TL	16	43,29
CBC017TL	17	45,14
CBC018TL	18	45,86
CBC019TL	19	49,82
CBC020TL	20	51,54
CBC021TL	21	53,69
CBC022TL	22	57,01
CBC023TL	23	58,83
CBC024TL	24	60,40
CBC025TL	25	62,62
CBC026TL	26	70,07
CBC027TL	27	72,48
CBC028TL	28	73,77
CBC029TL	29	75,00
CBC030TL	30	76,17
CBC031TL	31	77,67
CBC032TL	32	79,77
CBC033TL	33	81,70
CBC034TL	34	84,29
CBC035TL	35	88,07
CBC036TL	36	89,57
CBC037TL	37	92,08
CBC038TL	38	94,75
CBC039TL	39	101,71
CBC040TL	40	103,07
CBC041TL	41	104,47

		CBCTL
	Ø mm	€
CBC042TL	42	104,64
CBC043TL	43	107,16
CBC044TL	44	109,36
CBC045TL	45	112,30
CBC046TL	46	114,40
CBC047TL	47	117,14
CBC048TL	48	120,69
CBC049TL	49	121,42
CBC050TL	50	123,10
CBC051TL	51	167,79
CBC052TL	52	175,21
CBC053TL	53	180,89
CBC054TL	54	187,75
CBC055TL	55	196,31
CBC056TL	56	204,94
CBC057TL	57	212,00
CBC058TL	58	219,81
CBC059TL	59	227,21
CBC060TL	60	234,61
CBC061TL	61	235,87
CBC062TL	62	243,95
CBC063TL	63	250,67
CBC064TL	64	259,34
CBC065TL	65	267,81
CBC066TL	66	276,09
CBC067TL	67	283,47
CBC068TL	68	292,04
CBC069TL	69	299,16
CBC070TL	70	301,00
CBC071TL	71	303,62

		CBCTL
	Ø mm	€
CBC072TL	72	309,00
CBC073TL	73	317,67
CBC074TL	74	326,29
CBC075TL	75	335,33
CBC076TL	76	339,47
CBC077TL	77	340,26
CBC078TL	78	341,51
CBC079TL	79	354,68
CBC080TL	80	359,87
CBC081TL	81	362,49
CBC082TL	82	364,43
CBC083TL	83	368,96
CBC084TL	84	374,82
CBC085TL	85	376,26
CBC086TL	86	378,69
CBC087TL	87	379,14
CBC088TL	88	391,82
CBC089TL	89	396,49
CBC090TL	90	403,16
CBC091TL	91	407,13
CBC092TL	92	411,41
CBC093TL	93	418,26
CBC094TL	94	420,49
CBC095TL	95	424,77
CBC096TL	96	425,42
CBC097TL	97	425,72
CBC098TL	98	438,14
CBC099TL	99	443,09
CBC100TL	100	458,98

These HOLESAWS are always delivered with arbor, which is included in price.

RESHARPENABLE HOLESAWS DISPLAY

	CBC41P
Content: 39 Ref. CBC HOLESAWS Ø 12 - Ø 50 mm	
	1.952,74 €

* Boxes and displays on request

HSS RESHARPENABLE HOLESAW FOR THIN METAL SHEET



HSS

Ref. CCF

Al

Cu - Ni - La

CAST IRON

2 mm CUTTING CAPACITY

		CCF
	Ø mm	€
CCF12	12	**20,68**
CCF13	13	**22,42**
CCF14	14	**22,42**
CCF15	15	**22,84**
CCF16	16	**22,84**
CCF17	17	**25,47**
CCF18	18	**26,33**
CCF19	19	**27,56**
CCF20	20	**28,19**
CCF21	21	**29,00**
CCF22	22	**30,71**
CCF23	23	**32,18**
CCF24	24	**33,42**
CCF25	25	**34,20**
CCF26	26	**35,62**
CCF27	27	**36,90**
CCF28	28	**38,72**
CCF29	29	**40,45**
CCF30	30	**41,38**

		CCF
	Ø mm	€
CCF31	31	**44,76**
CCF32	32	**46,66**
CCF33	33	**48,24**
CCF34	34	**49,75**
CCF35	35	**50,48**
CCF36	36	**52,45**
CCF37	37	**53,99**
CCF38	38	**55,55**
CCF39	39	**56,68**
CCF40	40	**58,25**
CCF41	41	**60,15**
CCF42	42	**61,32**
CCF43	43	**62,49**
CCF44	44	**63,99**
CCF45	45	**65,57**
CCF46	46	**66,72**
CCF47	47	**68,27**
CCF48	48	**70,19**
CCF49	49	**71,34**

These holesaws are always delivered with an arbor, which is included in the price.

Ref. AT12

Ref. CM12

ARBORS FOR RESHARPENABLE HOLESAWS

	DESCRIPTION	RANGE Ø mm	€
AT09	Shank Ø7mm Triangular thread M9x1,25+drill Ø5mm	10 - 13	**15,32**
AT10	Shank Ø8mm Triangular thread M10x1,25+drill Ø5mm	14 - 22	**15,32**
AT12	Shank Ø9mm Triangular thread M12x1,25+drill Ø6mm	23 - 40	**17,15**
AT16	Shank Ø10mm Triangular thread M16x1,25+drill Ø6mm	41 - 60	**21,80**
CM09	Morse Taper 2 - thread M09x1,25 + drill Ø5mm	10 - 13	**39,39**
CM10	Morse Taper 2 - thread M10x1,25 + drill Ø5mm	14 - 22	**39,39**
CM12	Morse Taper 2 - thread M12x1,25 + drill Ø6mm	23 - 40	**40,26**
CM16	Morse Taper 2 - thread M16x1,25 + drill Ø6mm	41 - 60	**40,26**

PILOT DRILL

	DESCRIPTION	RANGE Ø mm	€
B5	HSS Ø 5 mm	10 - 22	**6,00**
B6	HSS Ø 6 mm	23 - 60	**6,92**
B6TIN	HSS + TiN Ø 6 mm	23 - 60	**10,05**

CARBIDE TEETH HOLESAW

Ref. CBMD



35 mm CUTTING CAPACITY

- Carbide teeth.
- Special for intensive works in stainless steel.
- Higher lifetime in abrasive conditions than bi-metal holesaws.
- Drill when bimetal hole-saws stop working.
- Increase and improve the drilling productivity.
- We recommend to drill metallic materials up to 3mm thickness.

Ø mm			Blister	
	Ref.	€	Ref.	€
19	CBMD19	17,70	CBMD19B	17,70
22	CBMD22	20,51	CBMD22B	20,51
25	CBMD25	23,29	CBMD25B	23,29
30	CBMD30	27,95	CBMD30B	27,95
32	CBMD32	29,72	CBMD32B	29,72
35	CBMD35	32,62	CBMD35B	32,62
37	CBMD37	34,49	CBMD37B	34,49
38	CBMD38	35,43	CBMD38B	35,43
44	CBMD44	40,99	CBMD44B	40,99
48	CBMD48	44,75	CBMD48B	44,75
51	CBMD51	47,53	CBMD51B	47,53
54	CBMD54	50,33	CBMD54B	50,33
57	CBMD57	53,04	CBMD57B	53,04
60	CBMD60	55,91	CBMD60B	55,91
64	CBMD64	59,64	CBMD64B	59,64
67	CBMD67	62,43	CBMD67B	62,43
70	CBMD70	65,24	CBMD70B	65,24
76	CBMD76	70,82	CBMD76B	70,82
83	CBMD83	77,36	CBMD83B	77,36
86	CBMD86	80,17		
89	CBMD89	82,95		
95	CBMD95	88,56		
102	CBMD102	95,07		
108	CBMD108	100,66		
111	CBMD111	103,46		
114	CBMD114	106,26		
121	CBMD121	112,78		
127	CBMD127	118,37		
140	CBMD140	130,49		
146	CBMD146	136,08		
152	CBMD152	141,67		

- The arbors for the CBMD hole saw are the same than for CB and COB holesaws

Ref. CBMD

ARBORS BLUEMASTER HSS-CO 8% HOLESAW DISPLAY

B5519	CBMD19	CBMD22	CBMD25	CBMD30	CBMD32	CBMD35	CBMD38
Ø 14-30	Ø 19	Ø 22	Ø 25	Ø 30	Ø 32	Ø 35	Ø 38
4	2	2	2	2	2	2	2
B5546	**CBMD44**	**CBMD48**	**CBMD51**	**CBMD54**	**CBMD60**	**CBMD67**	**CBMD70**
Ø32-250	Ø 44	Ø 48	Ø 51	Ø 54	Ø 60	Ø 67	Ø 70
4	2	2	2	2	2	2	2

Ref. CBMDEXP1

1.255,50 €

530 mm
885 mm

CARBIDE TIPPED HOLESAW WITH SLUG PIN EJECTED FOR SERIAL WORKS

Ref. CP

CARBIDE TIPPED | Al | Cu-Ni-La | CAST IRON | 12 mm CUTTING CAPACITY

	CP	
	Ø mm	€
CP1500	15	105,75
CP1600	16	105,75
CP1700	17	105,75
CP1800	18	105,75
CP1900	19	105,75
CP2000	20	105,75
CP2100	21	105,75
CP2200	22	117,14
CP2300	23	117,14
CP2400	24	117,14
CP2500	25	125,45
CP2600	26	125,45
CP2700	27	125,45
CP2800	28	125,45
CP2900	29	125,45
CP3000	30	125,45
CP3100	31	148,25
CP3200	32	148,25
CP3300	33	148,25
CP3400	34	148,25
CP3500	35	148,25

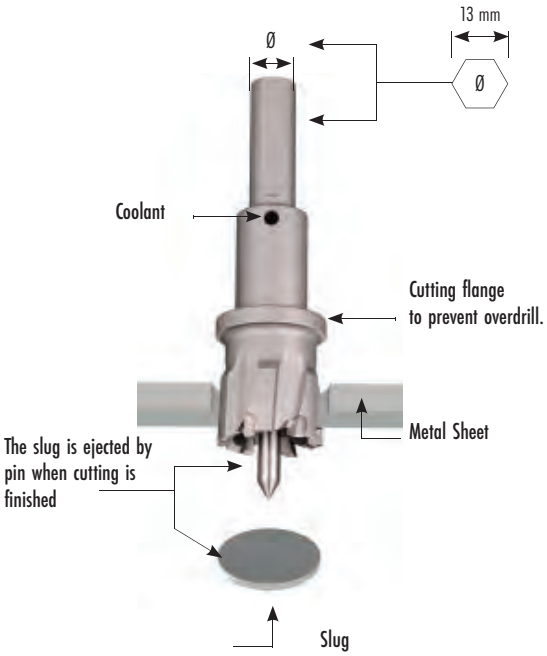

REPLACEMENT PIN



	PCP01	
	Ø mm	€
PCP01	Ø 6 x 53 mm	17,79



CARBIDE TIPPED SUPER HOLESAW FOR ALL MATERIALS (SPECIAL FOR STAINLESS STEEL)

CARBIDE TIPPED | INOX | Al | Cu-Ni-La | CAST IRON

One piece hole saw

12 mm CUTTING CAPACITY

STAINLESS STEEL SPECIFIC GEOMETRY

25 mm CUTTING CAPACITY

Ref. CX

	Ø mm	Z	CX €
CX18	18	4	63,65
CX19	19	4	63,65
CX20	20	6	63,65
CX21	21	6	63,65
CX22	22	6	63,65
CX23	23	6	63,65
CX24	24	6	63,65
CX25	25	6	63,65
CX26	26	6	73,76
CX27	27	6	73,76
CX28	28	6	73,76
CX29	29	6	73,76
CX30	30	6	73,76
CX31	31	6	85,39
CX32	32	6	85,39
CX33	33	6	85,39
CX34	34	8	85,39
CX35	35	8	85,39
CX36	36	8	93,17
CX38	38	8	93,17
CX39	39	8	93,17
CX40	40	8	93,17
CX41	41	8	107,73
CX42	42	8	107,73
CX43	43	8	107,73
CX44	44	10	107,73
CX45	45	10	107,73
CX46	46	10	123,74

	Ø mm	Z	CX €
CX48	48	10	123,74
CX49	49	10	123,74
CX50	50	10	123,74
CX51	51	10	171,98
CX52	52	10	171,98
CX53	53	10	171,98
CX55	55	10	171,98
CX56	56	12	199,26
CX57	57	12	199,26
CX58	58	12	199,26
CX59	59	12	199,26
CX60	60	12	199,26
CX61	61	12	233,85
CX62	62	12	233,85
CX63	63	12	233,85
CX64	64	12	233,85
CX65	65	12	233,85
CX66	66	12	266,08
CX67	67	12	266,08
CX68	68	12	266,08
CX69	69	12	266,08
CX70	70	12	266,08
CX75	75	14	300,79
CX80	80	14	313,06
CX85	85	14	341,26
CX90	90	16	349,72
CX95	95	16	367,28
CX100	100	16	380,36

Ref. CXL

	Ø mm	Z	CXL €
CXL18	18	6	85,94
CXL19	19	6	85,94
CXL20	20	6	85,94
CXL21	21	6	85,94
CXL22	22	6	85,94
CXL23	23	6	85,94
CXL24	24	6	85,94
CXL25	25	6	85,94
CXL26	26	6	99,58
CXL27	27	6	99,58
CXL28	28	6	99,58
CXL29	29	6	99,58
CXL30	30	6	99,58
CXL31	31	6	115,28
CXL32	32	6	115,28
CXL33	33	6	115,28
CXL34	34	6	115,28
CXL35	35	6	115,28
CXL36	36	6	125,79
CXL38	38	6	125,79
CXL39	39	6	125,79
CXL40	40	8	125,79
CXL41	41	8	145,44
CXL42	42	8	145,44
CXL43	43	8	145,44
CXL44	44	8	145,44
CXL45	45	8	145,44
CXL46	46	8	167,06

	Ø mm	Z	CXL €
CXL48	48	8	167,06
CXL49	49	8	167,06
CXL50	50	8	167,06
CXL51	51	8	232,18
CXL52	52	8	232,18
CXL53	53	8	232,18
CXL55	55	8	232,18
CXL56	56	8	269,01
CXL57	57	8	269,01
CXL58	58	8	269,01
CXL59	59	8	269,01
CXL60	60	8	269,01
CXL61	61	10	315,70
CXL62	62	10	315,70
CXL63	63	10	315,70
CXL64	64	10	315,70
CXL65	65	10	315,70

PILOT DRILLS CX

	Ø mm	CX €
BRCX06X70	Ø 6 x 70 mm	13,89

PILOT DRILLS CXL

	Ø mm	CXL €
BRCXL06X75	Ø 6 x 75 mm	16,16

CARBIDE TIPPED SUPER HOLESAW FOR PIPE AND METAL SHEET (SPECIAL FOR STAINLESS STEEL)

Ref. X
Ref. XT

CARBIDE TIPPED

INOX

Al

Cu-Ni-La

CAST IRON

5 mm CUTTING CAPACITY

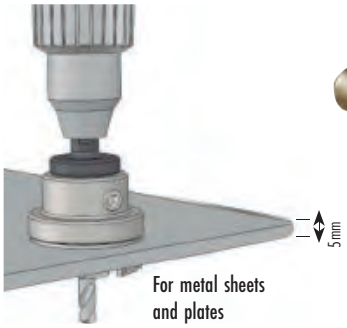

For metal sheets and plates

Ref. X

For pipes and curved surfaces

Ref. XT

	Ø mm	Z	X €
X14	14,0	3	**79,85**
X14,5	14,5	3	**79,85**
X15	15,0	3	**79,85**
X16	16,0	3	**79,85**
X17	17,0	4	**79,85**
X18	18,0	4	**79,85**
X19	19,0	4	**79,85**
X20	20,0	4	**79,85**
X21	21,0	4	**79,85**
X22	22,0	4	**79,85**
X23	23,0	4	**79,85**
X24	24,0	4	**79,85**
X25	25,0	4	**79,85**
X26	26,0	4	**92,52**
X27	27,0	4	**92,52**
X28	28,0	6	**92,52**
X29	29,0	6	**92,52**
X30	30,0	6	**92,52**
X31	31,0	6	**107,12**
X32	32,0	6	**107,12**
X33	33,0	6	**107,12**
X34	34,0	6	**107,12**
X35	35,0	8	**107,12**
X36	36,0	8	**124,66**
X37	37,0	8	**124,66**
X38	38,0	8	**124,66**
X39	39,0	8	**124,66**
X40	40,0	8	**124,66**
X41	41,0	8	**144,15**
X42	42,0	10	**144,15**
X43	43,0	10	**144,15**
X44	44,0	10	**144,15**
X45	45,0	10	**144,15**
X46	46,0	10	**165,56**
X47	47,0	10	**165,56**
X48	48,0	10	**165,56**
X49	49,0	10	**165,56**
X50	50,0	10	**165,56**
X51	51,0	10	**184,09**
X52	52,0	10	**184,09**
X53	53,0	10	**184,09**
X54	54,0	10	**184,09**

	Ø mm	Z	X €
X55	55,0	12	**184,09**
X56	56,0	12	**213,28**
X57	57,0	12	**213,28**
X58	58,0	12	**213,28**
X59	59,0	12	**213,28**
X60	60,0	12	**213,28**
X61	61,0	12	**250,31**
X62	62,0	12	**250,31**
X63	63,0	12	**250,31**
X64	64,0	12	**250,31**
X65	65,0	12	**250,31**
X66	66,0	12	**271,23**
X67	67,0	12	**271,23**
X68	68,0	12	**271,23**
X69	69,0	12	**271,23**
X70	70,0	12	**271,23**
X71	71,0	14	**293,13**
X72	72,0	14	**293,13**
X73	73,0	14	**293,13**
X74	74,0	14	**293,13**
X75	75,0	14	**293,13**
X76	76,0	14	**315,08**
X77	77,0	14	**315,08**
X78	78,0	14	**315,08**
X79	79,0	14	**315,08**
X80	80,0	14	**315,08**
X81	81,0	14	**348,66**
X82	82,0	16	**348,66**
X83	83,0	16	**348,66**
X84	84,0	16	**348,66**
X85	85,0	16	**348,66**
X89	89,0	16	**382,75**
X90	90,0	16	**382,75**
X91	91,0	16	**398,34**
X92	92,0	16	**398,34**
X95	95,0	16	**398,34**
X100	100,0	18	**424,62**
X102	102,0	18	**468,45**
X105	105,0	18	**468,45**
X110	110,0	20	**516,18**
X115	115,0	20	**567,81**
X120	120,0	20	**625,74**

	Ø mm	Z	XT €
XT16	16,0	3	**119,88**
XT17	17,0	4	**119,88**
XT18	18,0	4	**119,88**
XT19	19,0	4	**119,88**
XT20	20,0	4	**119,88**
XT21	21,0	4	**119,88**
XT22	22,0	4	**119,88**
XT23	23,0	4	**119,88**
XT24	24,0	4	**119,88**
XT25	25,0	4	**119,88**
XT26	26,0	4	**138,93**
XT27	27,0	4	**138,93**
XT28	28,0	6	**138,93**
XT29	29,0	6	**138,93**
XT30	30,0	6	**138,93**
XT31	31,0	6	**160,78**
XT32	32,0	6	**160,78**
XT33	33,0	6	**160,78**
XT34	34,0	6	**160,78**
XT35	35,0	8	**160,78**
XT36	36,0	8	**187,00**
XT37	37,0	8	**187,00**
XT38	38,0	8	**187,00**
XT39	39,0	8	**187,00**
XT40	40,0	8	**187,00**
XT41	41,0	8	**216,22**
XT42	42,0	10	**216,22**
XT43	43,0	10	**216,22**
XT44	44,0	10	**216,22**
XT45	45,0	10	**216,22**
XT46	46,0	10	**245,44**
XT47	47,0	10	**245,44**
XT48	48,0	10	**245,44**
XT49	49,0	10	**245,44**
XT50	50,0	10	**245,44**
XT51	51,0	10	**276,34**
XT52	52,0	10	**276,34**
XT53	53,0	10	**276,34**
XT54	54,0	10	**276,34**
XT55	55,0	12	**276,34**
XT60	60,0	12	**409,05**
XT61	61,0	12	**409,05**

	Ø mm	Z	XT €
XT62	62,0	12	**409,05**
XT65	65,0	12	**409,05**
XT70	70,0	12	**428,52**
XT75	75,0	14	**463,58**
XT80	80,0	14	**498,66**
XT85	85,0	16	**551,22**
XT90	90,0	16	**603,82**
XT95	95,0	16	**633,05**
XT100	100,0	18	**672,01**
XT105	105,0	18	**740,18**
XT110	110,0	20	**818,08**
XT115	115,0	20	**899,92**
XT120	120,0	20	**993,41**
XT130	130,0	20	**1.561,94**
XT140	140,0	25	**1.835,16**
XT150	150,0	28	**2.226,97**

HSSCo PILOT DRILLS FOR METAL

	CAPACITY Ø mm	€
X6	14 - 59	**13,67**
X8	60 - 120	**16,11**
XT6	6 - 22	**18,66**

	CAPACITY Ø mm	€
XT8	23 - 59	**24,94**
XT8L	60 - 100	**32,16**
XT8XL	105 - 120	**36,32**

GUIDELINES FOR MULTI PURPOSE CARBIDE TIPPED SUPER HOLESAW

Ref. C50X

Ref. CXX

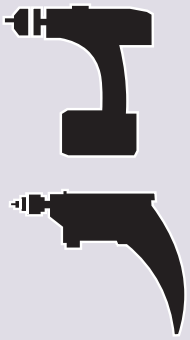

Ø14-60 Ref. BCX1

+

Ref. C50X

+

Ref. CXX2

=

Ø14-100 Ref. BCX2

Ø14-60 Ref. BCX1

+

Ref. CXX

+

Ref. CXX1

=

Ø14-100 Ref. BCX2

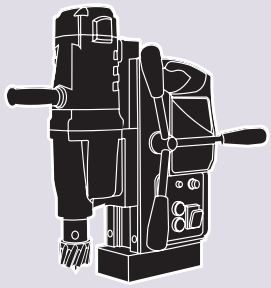

FEIN 18-00 mm

Ref. CXX18W

DOBLE WELDON 19-05 mm



Ref. CXXW

+

Ref. C50X

Ref. CXX

+

Ref. P750CA

=

Ø14-100
Ref. CXXCM2

Ø14-150
Ref. CXXCM3

+

Ref. C50X

Ref. CXX

Ref. CXX2

=

Ref. CXX1

=

MULTI PURPOSE CARBIDE TIPPED SUPER HOLESAW FOR SOLID WORKPIECES

CARBIDE TIPPED

Ref. CXX

Al

Cu-Ni-La

CAST IRON

50 mm CUTTING CAPACITY

	Ø mm	CXX €
CXX14	14	133,05
CXX15	15	133,05
CXX16	16	133,05
CXX17	17	133,05
CXX18	18	133,05
CXX19	19	133,05
CXX20	20	133,05
CXX21	21	133,05
CXX22	22	133,05
CXX23	23	133,05
CXX24	24	133,05
CXX25	25	133,05
CXX26	26	154,19
CXX27	27	154,19
CXX28	28	154,19
CXX29	29	154,19
CXX30	30	154,19
CXX31	31	178,50
CXX32	32	178,50
CXX33	33	178,50
CXX34	34	178,50
CXX35	35	178,50
CXX36	36	194,76
CXX37	37	194,77
CXX38	38	194,76
CXX39	39	194,76
CXX40	40	194,76
CXX41	41	225,20
CXX42	42	225,20
CXX43	43	225,20
CXX44	44	225,20

	Ø mm	CXX €
CXX45	45	225,20
CXX46	46	258,64
CXX47	47	258,64
CXX48	48	258,64
CXX49	49	258,64
CXX50	50	258,64
CXX51	51	287,58
CXX52	52	287,58
CXX53	53	287,58
CXX54	54	287,58
CXX55	55	287,58
CXX56	56	333,20
CXX57	57	333,20
CXX58	58	333,20
CXX59	59	333,20
CXX60	60	333,20
CXX61	61	391,04
CXX62	62	391,04
CXX63	63	391,04
CXX64	64	391,04
CXX65	65	391,04
CXX66	66	459,41
CXX67	67	459,41
CXX68	68	459,41
CXX69	69	459,41
CXX70	70	459,41
CXX75	75	476,69
CXX80	80	515,68
CXX85	85	552,41
CXX90	90	594,04
CXX100	100	638,11

ARBORS FOR MULTI PURPOSE HOLESAWS HEXAGONAL SHANK

	DESCRIPTION	RANGE Ø mm	€
BCX1	Hexagonal shank 9 mm	14 - 60	21,12
BCX2	Hexagonal shank 11 mm	14 - 100	21,12

ARBORS FOR MULTI PURPOSE HOLESAWS MORSE TAPER SHANK

	DESCRIPTION	RANGE Ø mm	€
CXXCM2	Morse taper shank 2	14 - 100	38,26
CXXCM3	Morse taper shank 3	14 - 150	40,71

CONVERTERS

Fein Type

Weldon Type

	DESCRIPTION	CXX €
CXX18W	Fein Shank 18,00mm	38,26
CXXW	Weldon Shank 19,05mm	38,26

PILOT DRILLS

	DESCRIPTION	CXX €
CXX1	Ø 6 x 90L mm	8,15

PILOT PIN

	DESCRIPTION	P €
P750CA	Ø 6.35mm x 100mm	17,39

MULTI PURPOSE CARBIDE TIPPED SUPER HOLESAW FOR PIPE AND METAL SHEET

CARBIDE TIPPED Ref. C50X

Al | Cu-Ni-La | CAST IRON

5 mm CUTTING CAPACITY

	Ø mm	C50X €
C50X14	14	**63,37**
C50X15	15	**63,37**
C50X16	16	**63,37**
C50X17	17	**63,37**
C50X18	18	**63,37**
C50X19	19	**71,53**
C50X20	20	**71,53**
C50X21	21	**71,53**
C50X22	22	**71,53**
C50X23	23	**71,53**
C50X24	24	**71,53**
C50X25	25	**71,53**
C50X26	26	**77,81**
C50X27	27	**77,81**
C50X28	28	**77,81**
C50X29	29	**77,81**
C50X30	30	**77,81**
C50X31	31	**95,96**
C50X32	32	**95,96**
C50X33	33	**95,96**
C50X34	34	**95,96**
C50X35	35	**95,96**
C50X36	36	**115,48**
C50X37	37	**115,48**
C50X38	38	**115,48**
C50X39	39	**115,48**
C50X40	40	**115,48**
C50X41	41	**139,29**
C50X42	42	**139,29**
C50X43	43	**139,29**
C50X44	44	**139,29**

	Ø mm	C50X €
C50X45	45	**139,29**
C50X46	46	**163,40**
C50X47	47	**163,40**
C50X48	48	**163,40**
C50X49	49	**163,40**
C50X50	50	**163,40**
C50X51	51	**186,74**
C50X52	52	**186,74**
C50X53	53	**186,74**
C50X54	54	**186,74**
C50X55	55	**186,74**
C50X56	56	**217,43**
C50X57	57	**217,43**
C50X58	58	**217,43**
C50X59	59	**217,43**
C50X60	60	**217,43**
C50X61	61	**263,83**
C50X62	62	**263,83**
C50X63	63	**263,83**
C50X64	64	**263,83**
C50X65	65	**263,83**
C50X66	66	**287,66**
C50X67	67	**287,66**
C50X68	68	**287,66**
C50X69	69	**287,66**
C50X70	70	**287,66**
C50X75	75	**385,66**
C50X80	80	**409,74**
C50X85	85	**433,87**
C50X90	90	**467,44**
C50X100	100	**633,77**

ARBORS FOR MULTI PURPOSE HOLESAWS HEXAGONAL SHANK

	DESCRIPTION	RANGE Ø mm	€
BCX1	Hexagonal shank 9 mm	14 - 60	**21,12**
BCX2	Hexagonal shank 11 mm	14 - 100	**21,12**

ARBORS FOR MULTI PURPOSE HOLESAWS MORSE TAPER SHANK

	DESCRIPTION	RANGE Ø mm	€
CXXCM2	Morse taper shank 2	14 - 100	**38,26**
CXXCM3	Morse taper shank 3	14 - 150	**40,71**

CONVERTERS

Fein Type

Weldon Type

	DESCRIPTION	CXX €
CXX18W	Fein Shank 18,00mm	**38,26**
CXXW	Weldon Shank 19,05mm	**38,26**

PILOT DRILLS

	DESCRIPTION	CXX €
CXX2	Ø 6 x 75L mm	**7,65**

PILOT PIN

	DESCRIPTION	P €
P750CA	Ø 6.35mm x 100mm	**17,39**

HEAVY DUTY CARBIDE TIPPED HOLESAWS WITH QUICK CHANGE POLY-CLIC MORSE TAPER Nº 4 AND Nº 5 CONNECTION WITH INTERNAL COOLING

Ref. MBM

CARBIDE TIPPED | 55 HRc | INOX | Al | CAST IRON | 50 mm CUTTING CAPACITY

- Always use internal Cooling
- In order to make possible their re-sharpening, don't wear out the teeth
- The engagement/contact should be progressive and smooth in order to avoid teeth breaks

	Ø mm	Z	MBM €
MBM35	35,0	4	64,93*
MBM36	36,0	4	64,93*
MBM38	38,0	4	64,93*
MBM40	40,0	6	76,52*
MBM42	42,0	6	76,52*
MBM43	43,0	6	76,52*
MBM44	44,0	6	76,52*
MBM45	45,0	6	84,39*
MBM48	48,0	6	84,39*
MBM49	49,0	6	84,39*
MBM50	50,0	6	94,60*
MBM51	51,0	6	94,60*
MBM52	52,0	6	94,60*
MBM53	53,0	6	94,60*
MBM54	54,0	6	94,60*
MBM56	56,0	6	104,80*
MBM58	58,0	6	104,80*
MBM60	60,0	6	122,42*
MBM61	61,0	6	122,42*
MBM62	62,0	6	122,42*

	Ø mm	Z	MBM €
MBM65	65,0	6	122,42*
MBM66	66,0	6	132,62*
MBM68	68,0	6	132,62*
MBM70	70,0	6	132,62*
MBM75	75,0	6	142,83*
MBM77	77,0	6	153,03*
MBM78	78,0	6	153,03*
MBM80	80,0	6	153,03*
MBM82	82,0	6	240,47*
MBM85	85,0	6	240,47*
MBM90	90,0	6	262,33*
MBM95	95,0	6	282,21*
MBM110	110,0	6	244,85*
MBM115	115,0	6	268,03*
MBM125	125,0	6	340,84*
MBM130	130,0	6	384,89*
MBM140	140,0	6	459,08*

* Till end of stock

TAPER SHANK ARBOR WITH RETRACTILE GUIDING PILOT+HOLE SAW

	DESCRIPTION	€
500MT4	Morse taper 4 arbor	192,91*
500MT5	Morse taper 5 arbor	199,40*

SCREW HOLE PUNCHES FOR DRILLING UP TO 4 mm. SHEETS

Ref. PC

UP TO 4 mm SHEETS

Use instructions

- Drill prior hole by using our tube and sheet drill Ref. AV31.
- Introduce the screw Ref. PCM with one side of mechanism through the hole.
- At the other side thread the cutter Ref. PCC on the screw.
- Thread the screw by pressing until the cutter side Ref. PCC cuts the sheet against the body Ref. PBC.

CUT MAGIC

THREAD	MAXIMUM SHEET THICKNESS TO DRILL			
	NORMAL STEEL	STAINLESS STEEL	NON-FERROUS	PLASTIC
M10x1.0	2.00 mm	1.00 mm	4.00 mm	4.00 mm
M12x1.5	3.00 mm	1.50 mm	4.00 mm	4.00 mm
M16x1.5	3.00 mm	1.50 mm	4.00 mm	4.00 mm

		PC
	Ø	€
PC1270	12,70 PG7	**35,98**
PC1400	14,00	**36,54**
PC1520	15,20 PG9	**36,89**
PC1600	16,00	**36,89**
PC1650	16,50	**37,71**
PC1700	17,00	**38,24**
PC1800	18,00	**38,24**
PC1860	18,60 PG11	**40,34**
PC1900	19,00	**40,34**
PC2000	20,00	**41,28**
PC2040	20,40 PG13,5	**41,28**
PC2100	21,00	**42,38**
PC2200	22,00	**44,07**
PC2250	22,50 PG16	**44,07**
PC2300	23,00	**45,63**
PC2400	24,00	**45,63**
PC2500	25,00	**48,46**
PC2540	25,40	**48,46**

		PC
	Ø	€
PC2600	26,00	**50,05**
PC2700	27,00	**50,05**
PC2830	28,30 PG21	**50,05**
PC2900	29,00	**53,75**
PC3000	30,00	**53,75**
PC3100	31,00	**53,75**
PC3200	32,00	**54,48**
PC3250	32,50	**61,83**
PC3300	33,00	**61,83**
PC3400	34,00	**61,83**
PC3500	35,00	**61,83**
PC3600	36,00	**66,74**
PC3700	37,00 PG29	**66,74**
PC3800	38,00	**66,74**
PC3900	39,00	**84,70**
PC4000	40,00	**84,70**
PC4050	40,50	**85,15**
PC4100	41,00	**85,15**

		PC
	Ø	€
PC4200	42,00	**92,55**
PC4300	43,00	**92,55**
PC4400	44,00	**95,34**
PC4500	45,00	**100,65**
PC4600	46,00	**100,65**
PC4700	47,00 PG36	**102,30**
PC4800	48,00	**110,39**
PC4900	49,00	**110,39**
PC5000	50,00	**113,79**
PC5050	50,50	**121,05**
PC5100	51,00	**121,05**
PC5200	52,00	**124,58**
PC5300	53,00	**124,58**
PC5400	54,00 PG42	**131,07**
PC5500	55,00	**131,07**
PC6000	60,00 PG48	**162,12**
PC6350	63,50	**186,34**

SCREW & WASHER

		PCM
	DESCRIPTION	€
PCM10	(Thread M10x1,50) Screw hole punches from Ø 12,70 - 25,40 mm.	**5,11**
PCM12	(Thread M12x1,75) Screw hole punches from Ø 26 - 41 mm.	**5,11**
PCM16	(Thread M16x2) Screw hole punches from Ø 42 - 63,50 mm.	**5,82**

SCREW HOLE PUNCH BODY

PBC

Price per each diameter on request

SCREW HOLE PUNCH CUTTER

PCC

Price per each diameter on request

CUTTING CONDITIONS FOR HSS & HSSCo HOLESAWS

FEED CHART

mm/REV		50 HRc	INOX	CAST IRON	Al
CB - COB - CBR	0,053	-	0,05	0,075	0,12
CBC- CCF	0,063	-	0,055	0,085	0,15

R.P.M. SELECTION FOR HOLESAWS: CB - COB - CBR - CBC - CCF

Cutting Speed (m/min..)													
100	3183	2122	1952	1273	1061	909	796	637	531	455	398	354	318
95	3024	2016	1512	1512	1008	864	756	605	504	432	378	336	302
90	2865	1910	1432	1432	955	819	716	573	477	409	358	318	286
85	2706	1804	1353	1353	902	773	676	541	451	387	338	301	271
80	2547	1698	1273	1276	849	728	637	509	424	364	318	283	255
75	2387	1592	1194	1194	796	682	597	477	398	341	298	265	239
70	2228	1485	1114	1114	743	637	557	446	371	318	279	248	223
65	2069	1379	1035	1035	690	591	517	414	345	296	259	230	207
60	1910	1273	955	922	637	546	477	382	318	273	239	212	191
55	1751	1167	875	875	584	500	438	350	292	250	219	195	175
50	1592	1061	796	796	531	455	398	318	265	227	199	177	159
45	1432	955	716	716	477	409	658	286	239	205	179	159	143
40	1273	849	637	637	424	364	618	255	212	192	159	141	127
35	1114	743	557	557	371	318	279	223	186	159	139	124	111
30	955	637	477	477	318	273	239	191	159	136	119	106	95
25	796	531	398	398	265	227	199	159	133	114	99	88	80
20	637	424	318	318	212	182	159	127	106	91	80	71	64
15	477	318	239	239	159	136	119	95	80	68	60	53	48
10	318	212	159	159	106	91	80	64	53	45	40	35	32
	10	15	20	25	30	35	40	50	60	70	80	90	100

DIAMETER SELECTION (Ø mm)

CUTTING CONDITIONS FOR CARBIDE TIPPED HOLESAWS

FEED CHART

mm/REV		50 HRc	INOX	CAST IRON	Al	Ni
LIGHT: CX - CXL - X - XT	0,035	0,025	0,02	0,040	0,075	0,020
C50X - CXX - MBM - CBMD - CP	0,10	0,075	0,095	0,15	0,22	0,07

R.P.M. SELECTION FOR HOLESAWS: CX - CXL - X - XT - C50X - CXX - MBM - CBMD - CP

Cutting Speed (m/min..)													
100	3183	2122	1952	1273	1061	909	796	637	531	455	398	354	318
95	3024	2016	1512	1512	1008	864	756	605	504	432	378	336	302
90	2865	1910	1432	1432	955	819	716	573	477	409	358	318	286
85	2706	1804	1353	1353	902	773	676	541	451	387	338	301	271
80	2547	1698	1273	1276	849	728	637	509	424	364	318	283	255
75	2387	1592	1194	1194	796	682	597	477	398	341	298	265	239
70	2228	1485	1114	1114	743	637	557	446	371	318	279	248	223
65	2069	1379	1035	1035	690	591	517	414	345	296	259	230	207
60	1910	1273	955	922	637	546	477	382	318	273	239	212	191
55	1751	1167	875	875	584	500	438	350	292	250	219	195	175
50	1592	1061	796	796	531	455	398	318	265	227	199	177	159
45	1432	955	716	716	477	409	658	286	239	205	179	159	143
40	1273	849	637	637	424	364	618	255	212	192	159	141	127
35	1114	743	557	557	371	318	279	223	186	159	139	124	111
30	955	637	477	477	318	273	239	191	159	136	119	106	95
25	796	531	398	398	265	227	199	159	133	114	99	88	80
20	637	424	318	318	212	182	159	127	106	91	80	71	64
15	477	318	239	239	159	136	119	95	80	68	60	53	48
10	318	212	159	159	106	91	80	64	53	45	40	35	32
	10	15	20	25	30	35	40	50	60	70	80	90	100

DIAMETER SELECTION (Ø mm)

BLUE-MASTER® by celesa

2026 PRICE LIST

GROSS PRICE 2025 + 7%

Effective from 4 May 2026

ANNULAR CUTTERS

ANNULAR CUTTERS FOR ELECTROMAGNETIC DRILLING MACHINES

HSS 75 Kg/mm² Ref. 250R **30 mm CUTTING CAPACITY**

AVAILABLE FOR MACHINE TYPES AS BELOW:
Rota Broach - Alfra Rota Best - Magnetor - Slugger - Dr. Bemder - Bux - Hougen



	250R	
	Ø mm	€
250R12	12	25,63
250R13	13	25,99
250R14	14	26,21
250R15	15	26,14
250R16	16	26,40
250R17	17	28,05
250R18	18	28,13
250R19	19	28,18
250R20	20	29,40
250R21	21	31,37
250R22	22	32,53
250R23	23	33,32
250R24	24	34,63
250R25	25	35,76
250R26	26	37,04
250R27	27	39,75
250R28	28	40,92
250R29	29	43,57
250R30	30	43,43
250R31	31	47,29
250R32	32	47,51
250R33	33	54,96
250R34	34	58,38
250R35	35	58,75
250R36	36	62,35
250R37	37	63,48
250R38	38	64,11
250R39	39	64,69
250R40	40	68,73
250R41	41	69,97
250R42	42	74,62
250R43	43	80,61
250R44	44	83,17
250R45	45	84,12
250R46	46	86,05
250R47	47	87,65
250R48	48	91,17
250R49	49	91,82
250R50	50	97,25

HSS 75 Kg/mm² Ref. 500R **50 mm CUTTING CAPACITY**





	500R	
	Ø mm	€
500R12	12	38,07
500R13	13	38,07
500R14	14	34,22
500R15	15	36,67
500R16	16	38,59
500R17	17	38,82
500R18	18	39,19
500R19	19	40,00
500R20	20	41,77
500R21	21	42,79
500R22	22	44,00
500R23	23	47,06
500R24	24	48,45
500R25	25	61,20
500R26	26	63,90
500R27	27	67,82
500R28	28	70,96
500R29	29	75,52
500R30	30	76,80
500R31	31	82,72
500R32	32	84,21
500R33	33	90,31
500R34	34	94,31
500R35	35	95,91
500R36	36	101,09
500R37	37	103,62
500R38	38	105,26
500R39	39	113,05
500R40	40	115,92
500R41	41	123,88
500R42	42	126,99
500R43	43	128,67
500R44	44	130,26
500R45	45	135,89
500R46	46	135,86
500R47	47	148,70
500R48	48	152,42
500R49	49	151,44
500R50	50	154,73

SCREW HOLE PUNCH BODY Ø 6,35 mm

	DESCRIPTION	L mm	€
P250CA	Standard pin for cutters 250R/C/T series	71	12,38
P250CAA	For using with adaptors to FEIN/NITTO 250R/C/T	101	15,75
P500CA	Standard pin for cutters 500R/C/Tseries	92	14,25

ANNULAR CUTTERS FOR ELECTROMAGNETIC DRILLING MACHINES

HSSCo 8% — 110 Kg/mm² — Ref. 250C — **30 mm CUTTING CAPACITY**

AVAILABLE FOR MACHINE TYPES AS BELOW:
Rota Broach - Alfra Rota Best - Magnetor - Slugger - Dr. Bemder - Bux - Hougen



	Ø mm	250C €		Ø mm	250C €
250C12	12	44,50	250C57	57	297,88
250C13	13	44,50	250C58	58	302,09
250C14	14	44,50	250C59	59	311,38
250C15	15	47,84	250C60	60	313,76
250C16	16	51,26	250C61	61	336,49
250C17	17	51,29	250C62	62	340,14
250C18	18	53,65	250C63	63	343,75
250C19	19	59,83	250C64	64	361,97
250C20	20	63,68	250C65	65	373,60
250C21	21	69,69	250C66	66	544,99
250C22	22	71,69	250C67	67	552,27
250C23	23	75,38	250C68	68	563,36
250C24	24	78,07	250C69	69	576,46
250C25	25	81,41	250C70	70	591,51
250C26	26	83,75	250C71	71	618,11
250C27	27	86,43	250C72	72	622,77
250C28	28	89,46	250C73	73	628,45
250C29	29	91,22	250C74	74	639,87
250C30	30	91,63	250C75	75	629,34
250C31	31	99,77	250C76	76	665,38
250C32	32	101,29	250C77	77	667,94
250C33	33	103,31	250C78	78	670,68
250C34	34	105,72	250C79	79	679,54
250C35	35	112,84	250C80	80	681,46
250C36	36	113,34	250C81	81	695,73
250C37	37	114,42	250C82	82	707,80
250C38	38	120,47	250C83	83	722,14
250C39	39	120,64	250C84	84	737,51
250C40	40	125,79	250C85	85	739,88
250C41	41	175,33	250C86	86	744,63
250C42	42	180,09	250C87	87	749,03
250C43	43	187,85	250C88	88	758,26
250C44	44	193,81	250C89	89	764,37
250C45	45	200,95	250C90	90	775,63
250C46	46	207,53	250C91	91	784,12
250C47	47	213,49	250C92	92	791,34
250C48	48	218,27	250C93	93	799,30
250C49	49	247,58	250C94	94	810,17
250C50	50	225,43	250C95	95	817,85
250C51	51	235,19	250C96	96	825,53
250C52	52	242,10	250C97	97	832,93
250C53	53	250,75	250C98	98	844,18
250C54	54	273,23	250C99	99	855,52
250C55	55	295,71	250C100	100	870,23
250C56	56	296,10			

HSSCo 8% — 110 Kg/mm² — Ref. 500C — **50 mm CUTTING CAPACITY**





	Ø mm	500C €		Ø mm	500C €
500C12	12	61,27	500C57	57	362,64
500C13	13	57,80	500C58	58	400,09
500C14	14	57,80	500C59	59	412,43
500C15	15	63,23	500C60	60	422,91
500C16	16	72,36	500C61	61	432,76
500C17	17	72,91	500C62	62	438,80
500C18	18	80,19	500C63	63	455,59
500C19	19	88,79	500C64	64	463,10
500C20	20	94,24	500C65	65	475,36
500C21	21	104,18	500C66	66	584,60
500C22	22	106,53	500C67	67	602,55
500C23	23	110,21	500C68	68	611,22
500C24	24	112,57	500C69	69	619,96
500C25	25	117,25	500C70	70	629,06
500C26	26	122,10	500C71	71	660,28
500C27	27	126,96	500C72	72	664,03
500C28	28	123,44	500C73	73	668,33
500C29	29	128,12	500C74	74	679,20
500C30	30	131,88	500C75	75	668,21
500C31	31	138,83	500C76	76	709,66
500C32	32	139,39	500C77	77	715,47
500C33	33	141,72	500C78	78	723,24
500C34	34	143,31	500C79	79	729,61
500C35	35	146,10	500C80	80	731,45
500C36	36	147,55	500C81	81	741,69
500C37	37	152,78	500C82	82	749,01
500C38	38	153,88	500C83	83	760,34
500C39	39	156,51	500C84	84	769,05
500C40	40	161,54	500C85	85	771,09
500C41	41	193,19	500C86	86	795,48
500C42	42	199,77	500C87	87	807,19
500C43	43	206,93	500C88	88	811,04
500C44	44	214,08	500C89	89	814,97
500C45	45	219,45	500C90	90	822,74
500C46	46	227,20	500C91	91	830,81
500C47	47	232,57	500C92	92	842,24
500C48	48	239,73	500C93	93	849,26
500C49	49	304,20	500C94	94	859,75
500C50	50	304,90	500C95	95	871,74
500C51	51	314,73	500C96	96	878,97
500C52	52	319,92	500C97	97	887,96
500C53	53	323,57	500C98	98	898,07
500C54	54	328,78	500C99	99	919,15
500C55	55	330,41	500C100	100	928,80
500C56	56	339,33			

SCREW HOLE PUNCH BODY Ø 6,35 mm

	DESCRIPTION	L mm	€
P250CA	Standard pin for cutters 250R/C/T series	71	12,38
P250CAA	For using with adaptors to FEIN/NITTO 250R/C/T	101	15,75
P500CA	Standard pin for cutters 500R/C/T series	92	14,25

ANNULAR CUTTERS FOR ELECTROMAGNETIC DRILLING MACHINES

HSSCo 8% | 110 Kg/mm² | **TiAlN** | Ref. 250T | **30 mm CUTTING CAPACITY**

HSSCo 8% | 110 Kg/mm² | **TiAlN** | Ref. 500T | **50 mm CUTTING CAPACITY**

AVAILABLE FOR MACHINE TYPES AS BELOW:
Rota Broach - Alfra Rota Best - Magnetor - Slugger - Dr. Bemder - Bux - Hougen



		250T
	Ø mm	€
250T12	12	**57,62**
250T13	13	**57,62**
250T14	14	**57,62**
250T15	15	**62,96**
250T16	16	**66,68**
250T17	17	**69,46**
250T18	18	**72,86**
250T19	19	**80,24**
250T20	20	**84,29**
250T21	21	**94,09**
250T22	22	**98,16**
250T23	23	**101,69**
250T24	24	**105,39**
250T25	25	**109,46**
250T26	26	**113,55**
250T27	27	**117,44**
250T28	28	**121,14**
250T29	29	**123,79**
250T30	30	**124,70**
250T31	31	**136,20**
250T32	32	**138,38**
250T33	33	**142,43**
250T34	34	**152,87**
250T35	35	**153,02**

		250T
	Ø mm	€
250T36	36	**153,43**
250T37	37	**156,04**
250T38	38	**163,25**
250T39	39	**163,72**
250T40	40	**165,72**
250T41	41	**227,07**
250T42	42	**237,75**
250T43	43	**246,66**
250T44	44	**253,52**
250T45	45	**261,75**
250T46	46	**269,31**
250T47	47	**276,15**
250T48	48	**281,65**
250T49	49	**288,99**
250T50	50	**289,88**
250T51	51	**301,11**
250T52	52	**309,06**
250T53	53	**319,01**
250T54	54	**344,86**
250T55	55	**375,52**
250T56	56	**403,35**
250T57	57	**429,20**
250T58	58	**469,70**
250T59	59	**483,05**
250T60	60	**486,48**

		500T
	Ø mm	€
500T12	12	**76,95**
500T13	13	**76,95**
500T14	14	**76,95**
500T15	15	**87,70**
500T16	16	**99,36**
500T17	17	**99,59**
500T18	18	**108,23**
500T19	19	**119,83**
500T20	20	**127,31**
500T21	21	**142,44**
500T22	22	**147,06**
500T23	23	**152,07**
500T24	24	**156,89**
500T25	25	**161,90**
500T26	26	**166,50**
500T27	27	**174,11**
500T28	28	**181,69**
500T29	29	**188,87**
500T30	30	**192,24**
500T31	31	**193,70**
500T32	32	**194,27**
500T33	33	**194,87**
500T34	34	**195,74**
500T35	35	**196,79**

		500T
	Ø mm	€
500T36	36	**198,08**
500T37	37	**199,39**
500T38	38	**199,74**
500T39	39	**202,07**
500T40	40	**202,53**
500T41	41	**290,04**
500T42	42	**297,59**
500T43	43	**308,23**
500T44	44	**317,56**
500T45	45	**326,15**
500T46	46	**336,53**
500T47	47	**345,09**
500T48	48	**353,36**
500T49	49	**430,32**
500T50	50	**365,10**
500T51	51	**444,85**
500T52	52	**450,50**
500T53	53	**459,68**
500T54	54	**471,01**
500T55	55	**480,23**
500T56	56	**507,38**
500T57	57	**552,45**
500T58	58	**601,61**
500T59	59	**618,70**
500T60	60	**633,38**

SCREW HOLE PUNCH BODY Ø 6,35 mm

	DESCRIPTION	L mm	€
P250CA	Standard pin for cutters 250R/C/T series	71	**12,38**
P250CAA	For using with adaptors to FEIN/NITTO 250R/C/T	101	**15,75**
P500CA	Standard pin for cutters 500R/C/T series	92	**14,25**

ANNULAR CUTTERS FOR ELECTROMAGNETIC DRILLING MACHINES

HSSCo 8% — 110 Kg/mm²

Ref. 750C — **75 mm CUTTING CAPACITY**

Ref. 1000C — **100 mm CUTTING CAPACITY**



AVAILABLE FOR MACHINE TYPES AS BELOW:
Rota Broach - Alfra Rota Best - Magnetor - Slugger - Dr. Bemder - Bux - Hougen

	Ø mm	750C €
750C18	18	**114,56**
750C19	19	**119,32**
750C20	20	**125,29**
750C21	21	**129,98**
750C22	22	**137,92**
750C23	23	**143,43**
750C24	24	**148,56**
750C25	25	**151,62**
750C26	26	**156,05**
750C27	27	**160,46**
750C28	28	**167,22**
750C29	29	**174,44**
750C30	30	**183,20**
750C31	31	**186,17**
750C32	32	**192,39**
750C33	33	**205,56**
750C34	34	**209,62**
750C35	35	**213,41**
750C36	36	**219,09**
750C37	37	**225,50**
750C38	38	**232,28**
750C39	39	**247,78**
750C40	40	**258,78**
750C41	41	**261,21**
750C42	42	**281,14**
750C43	43	**295,94**
750C44	44	**311,10**
750C45	45	**326,44**
750C46	46	**351,59**
750C47	47	**365,58**
750C48	48	**381,36**
750C49	49	**397,96**

	Ø mm	750C €
750C50	50	**413,39**
750C51	51	**431,24**
750C52	52	**435,22**
750C53	53	**439,10**
750C54	54	**444,41**
750C55	55	**451,47**
750C56	56	**460,01**
750C57	57	**464,44**
750C58	58	**475,00**
750C59	59	**486,36**
750C60	60	**510,89**
750C61	61	**531,09**
750C62	62	**546,34**
750C63	63	**556,71**
750C64	64	**570,96**
750C65	65	**585,22**
750C66	66	**731,15**
750C67	67	**748,20**
750C68	68	**764,09**
750C69	69	**776,43**
750C70	70	**786,53**
750C71	71	**797,71**
750C72	72	**810,77**
750C73	73	**823,12**
750C74	74	**834,03**
750C75	75	**843,37**
750C76	76	**853,23**
750C77	77	**860,87**
750C78	78	**869,52**
750C79	79	**887,37**
750C80	80	**911,37**
750C81	81	**938,54**
750C82	82	**947,92**
750C83	83	**975,86**
750C84	84	**996,86**
750C85	85	**1.021,52**
750C86	86	**1.052,10**
750C87	87	**1.082,55**
750C88	88	**1.100,50**
750C89	89	**1.126,63**
750C90	90	**1.151,23**
750C91	91	**1.189,71**
750C92	92	**1.224,40**
750C93	93	**1.250,45**
750C94	94	**1.289,37**
750C95	95	**1.326,05**
750C96	96	**1.346,96**
750C97	97	**1.374,98**
750C98	98	**1.402,19**
750C99	99	**1.425,08**
750C100	100	**1.449,87**

	Ø mm	1000C €
1000C18	18	**167,53**
1000C19	19	**176,09**
1000C20	20	**184,67**
1000C21	21	**195,16**
1000C22	22	**203,55**
1000C23	23	**209,21**
1000C24	24	**219,27**
1000C25	25	**220,94**
1000C26	26	**222,51**
1000C27	27	**225,00**
1000C28	28	**235,41**
1000C29	29	**244,98**
1000C30	30	**256,87**
1000C31	31	**261,20**
1000C32	32	**267,95**
1000C33	33	**286,40**
1000C34	34	**290,48**
1000C35	35	**295,21**
1000C36	36	**303,44**
1000C37	37	**313,68**
1000C38	38	**321,26**
1000C39	39	**329,08**
1000C40	40	**339,31**
1000C41	41	**351,71**
1000C42	42	**378,65**
1000C43	43	**398,20**
1000C44	44	**418,08**
1000C45	45	**435,39**
1000C46	46	**453,93**
1000C47	47	**477,56**
1000C48	48	**501,01**
1000C49	49	**518,82**

	Ø mm	1000C €
1000C50	50	**526,38**
1000C51	51	**532,79**
1000C52	52	**535,54**
1000C53	53	**537,70**
1000C54	54	**540,95**
1000C55	55	**546,75**
1000C56	56	**552,83**
1000C57	57	**556,84**
1000C58	58	**570,55**
1000C59	59	**583,12**
1000C60	60	**607,41**
1000C61	61	**618,14**
1000C62	62	**634,86**
1000C63	63	**645,17**
1000C64	64	**662,22**
1000C65	65	**672,37**
1000C66	66	**779,01**
1000C67	67	**795,57**
1000C68	68	**810,38**
1000C69	69	**827,68**
1000C70	70	**834,16**
1000C71	71	**850,30**
1000C72	72	**862,45**
1000C73	73	**873,77**
1000C74	74	**883,58**
1000C75	75	**894,14**
1000C76	76	**905,72**
1000C77	77	**910,28**
1000C78	78	**914,94**
1000C79	79	**934,66**
1000C80	80	**1.052,46**
1000C81	81	**1.076,89**
1000C82	82	**1.095,74**
1000C83	83	**1.117,52**
1000C84	84	**1.143,78**
1000C85	85	**1.170,14**
1000C86	86	**1.215,34**
1000C87	87	**1.242,13**
1000C88	88	**1.268,85**
1000C89	89	**1.292,83**
1000C90	90	**1.327,44**
1000C91	91	**1.368,06**
1000C92	92	**1.404,92**
1000C93	93	**1.437,22**
1000C94	94	**1.485,81**
1000C95	95	**1.521,50**
1000C96	96	**1.547,02**
1000C97	97	**1.577,67**
1000C98	98	**1.605,31**
1000C99	99	**1.630,94**
1000C100	100	**1.670,55**

SCREW HOLE PUNCH BODY Ø 6,35 mm

	DESCRIPTION	L mm	€
P750CA	Standard pin for cutters 750C series	123	**17,39**
P1000CA	Standard pin for cutters 1000C series	147	**20,51**
P1000CAA	For using with adaptors to FEIN/NITTO 1000C	177	**17,18**

ANNULAR CUTTERS FOR ELECTROMAGNETIC DRILLING MACHINES

HSS 75 Kg/mm² Ref. 1500C **150 mm CUTTING CAPACITY**



	Ø mm	1500C €
1500C22	22	**516,10**
1500C24	24	**555,97**
1500C26	26	**564,19**
1500C28	28	**596,88**
1500C30	30	**651,28**
1500C32	32	**741,25**
1500C34	34	**803,62**
1500C36	36	**839,51**
1500C38	38	**888,78**
1500C40	40	**938,71**
1500C42	42	**1.047,56**
1500C44	44	**1.156,66**
1500C46	46	**1.255,83**
1500C48	48	**1.386,08**
1500C50	50	**1.456,27**
1500C52	52	**1.714,42**
1500C54	54	**1.835,94**
1500C55	55	**2.017,10**

HSS 75 Kg/mm² Ref. 2000C **200 mm CUTTING CAPACITY**

	Ø mm	2000C €
2000C26	26	**784,22**
2000C28	28	**829,67**
2000C30	30	**905,29**
2000C32	32	**1.030,34**
2000C34	34	**1.117,02**
2000C36	36	**1.247,27**
2000C38	38	**1.320,44**
2000C40	40	**1.394,63**
2000C42	42	**1.556,34**
2000C44	44	**1.718,41**
2000C46	46	**1.865,76**
2000C48	48	**2.111,55**
2000C50	50	**2.218,48**
2000C52	52	**2.413,02**
2000C54	54	**2.487,25**

SCREW HOLE PUNCH BODY Ø 8 mm

	DESCRIPTION	L mm	€
P1500CA	Standard pin for cutters 1500 series	220	**34,73**
P2000CA	Standard pin for cutters 2000 series	248	**43,99**
P2500CA	Extra Long pin for use with annular cutters with extensions	310	**76,35**

CARBIDE TIPPED CUTTERS FOR ELECTROMAGNETIC DRILLING MACHINES

35 mm CUTTING CAPACITY | 50 mm CUTTING CAPACITY | CARBIDE TIPPED | INOX | Al | Cu-Ni-La | CAST IRON



Ref. 350A



DOUBLE WELDON SHANK



Ref. 500A



DOUBLE WELDON SHANK

35 mm CAPACITY

	Ø mm	350A €
350A12	12,0	**96,78**
350A13	13,0	**96,78**
350A14	14,0	**96,78**
350A15	15,0	**96,78**
350A16	16,0	**96,78**
350A17	17,0	**96,78**
350A17,5*	17,5	**62,73**
350A18	18,0	**96,78**
350A19	19,0	**96,78**
350A20	20,0	**96,78**
350A21	21,0	**96,78**
350A21,5*	21,5	**67,31**
350A22	22,0	**103,85**
350A22,5*	22,5	**67,31**
350A23	23,0	**103,85**
350A23,5*	23,5	**67,31**
350A24	24,0	**103,85**
350A24,5*	24,5	**67,31**
350A25	25,0	**103,85**

	Ø mm	350A €
350A26	26,0	**103,85**
350A26,5 *	26,5	**67,31**
350A27	27,0	**103,85**
350A28	28,0	**103,85**
350A29	29,0	**103,85**
350A30	30,0	**103,85**
350A31	31,0	**115,66**
350A32	32,0	**115,66**
350A33	33,0	**115,66**
350A34	34,0	**115,66**
350A35	35,0	**115,66**
350A36	36,0	**115,66**
350A37	37,0	**115,66**
350A38	38,0	**115,66**
350A39	39,0	**140,45**
350A40	40,0	**140,45**
350A41	41,0	**140,45**
350A42	42,0	**140,45**
350A43	43,0	**140,45**
350A44	44,0	**140,45**
350A45	45,0	**140,45**
350A46	46,0	**165,81**
350A47	47,0	**165,81**
350A48	48,0	**165,81**
350A49	49,0	**165,81**
350A50	50,0	**165,81**
350A51	51,0	**185,32**
350A52	52,0	**185,32**

- The hit between cutter and material must be soft, without crashings or hard pushings.
- Use CUT MAGIC cutting fluid.

50 mm CUTTING CAPACITY

	Ø mm	500A €
500A14	14,0	**113,27**
500A15	15,0	**113,27**
500A16	16,0	**113,27**
500A17	17,0	**113,27**
500A17,5*	17,5	**73,42**
500A18	18,0	**113,27**
500A19	19,0	**113,27**
500A20	20,0	**113,27**
500A21	21,0	**113,27**
500A21,5*	21,5	**78,55**
500A22	22,0	**121,19**
500A22,5*	22,5	**78,55**
500A23	23,0	**121,19**
500A23,5*	23,5	**78,55**
500A24	24,0	**121,19**
500A24,5*	24,5	**78,55**
500A25	25,0	**121,19**
500A26	26,0	**121,19**
500A26,5*	26,5	**78,55**
500A27	27,0	**121,19**
500A28	28,0	**121,19**
500A29	29,0	**121,19**
500A30	30,0	**121,19**
500A31	31,0	**134,36**
500A32	32,0	**134,36**
500A33	33,0	**134,36**
500A34	34,0	**134,36**
500A35	35,0	**134,36**
500A36	36,0	**154,10**
500A37	37,0	**154,10**
500A38	38,0	**154,10**
500A39	39,0	**154,10**

*Until end of stock

	Ø mm	500A €
500A40	40,0	**154,10**
500A41	41,0	**180,45**
500A42	42,0	**180,45**
500A43	43,0	**180,45**
500A44	44,0	**180,45**
500A45	45,0	**180,45**
500A46	46,0	**200,21**
500A47	47,0	**200,21**
500A48	48,0	**200,21**
500A49	49,0	**200,21**
500A50	50,0	**200,21**
500A51	51,0	**221,27**
500A52	52,0	**221,27**
500A53	53,0	**221,27**
500A54	54,0	**221,27**
500A55	55,0	**221,27**
500A56	56,0	**283,63**
500A57	57,0	**283,63**
500A58	58,0	**283,63**
500A59	59,0	**283,63**
500A60	60,0	**283,63**
500A61	61,0	**328,41**
500A62	62,0	**328,41**
500A63	63,0	**328,41**
500A64	64,0	**328,41**
500A65	65,0	**328,41**
500A66	66,0	**348,30**
500A67	67,0	**348,30**
500A68	68,0	**348,30**
500A69	69,0	**348,30**
500A70	70,0	**348,30**

Shank 32 mm

PILOT PINS FOR CARBIDE TIPPED CUTTERS

Ref. P350AA

Ref. P350AA-1

	DESCRIPTION	Ø x L mm	€
P350AA	350A Ø 12 - 15 mm cutters	Ø 5 x 91	**19,80**
P350AA-1	350A Ø 16 - 52 mm cutters	Ø 8 x 91	**20,26**
P500A	500A Ø 14 - 16 mm cutters	Ø 5 x 112	**21,61**
P500AA	500A Ø 17 - 70 mm cutters	Ø 8 x 112	**22,73**

CARBIDE TIPPED CUTTERS FOR ELECTROMAGNETIC DRILLING MACHINES

75 mm CUTTING CAPACITY | 100 mm CUTTING CAPACITY | CARBIDE TIPPED | INOX | Al | Cu - Ni - La | CAST IRON

Ref. 750A



Ref. 1000A

75 mm CAPACITY

	Ø mm	750A €
750A17	17	173,69
750A18	18	173,69
750A19	19	173,69
750A20	20	173,69
750A21	21	173,69
750A22	22	185,81
750A23	23	185,81
750A24	24	185,81
750A25	25	185,81
750A26	26	185,81
750A27	27	185,81
750A28	28	185,81
750A29	29	185,81
750A30	30	185,81
750A31	31	206,02
750A32	32	206,02
750A33	33	206,02
750A34	34	206,02
750A35	35	206,02
750A36	36	236,29
750A37	37	236,29
750A38	38	236,29
750A39	39	236,29
750A40	40	236,29
750A41	41	276,70
750A42	42	276,70
750A43	43	276,70
750A44	44	276,70
750A45	45	276,70
750A46	46	319,26
750A47	47	319,26
750A48	48	319,26
750A49	49	319,26
750A50	50	347,91
750A51	51	384,52

Shank 32 mm

	Ø mm	750A €
750A52	52	384,52
750A53	53	384,52
750A54	54	384,52
750A55	55	384,52
750A56	56	434,89
750A57	57	434,89
750A58	58	434,89
750A59	59	434,89
750A60	60	434,89
750A61	61	503,55
750A62	62	503,55
750A63	63	503,55
750A64	64	503,55
750A65	65	503,55
750A66	66	503,55
750A67	67	503,55
750A68	68	503,55
750A69	69	503,55
750A70	70	503,55
750A75	75	623,21
750A80	80	658,52
750A85	85	714,41
750A90	90	784,59
750A95	95	819,47
750A100	100	896,37
750A105	105	1.232,56
750A110	110	1.576,36
750A115	115	1.589,76
750A120	120	1.589,76
750A125	125	2.045,30
750A130	130	2.119,79
750A135	135	2.231,11
750A140	140	2.231,11
750A145	145	2.824,38
750A150	150	2.824,38

100 mm CUTTING CAPACITY

	Ø mm	1000A €
1000A18	18	195,94
1000A19	19	195,94
1000A20	20	195,94
1000A21	21	195,94
1000A22	22	201,41
1000A23	23	201,41
1000A24	24	201,41
1000A25	25	213,68
1000A26	26	213,68
1000A27	27	213,68
1000A28	28	213,68
1000A29	29	213,68
1000A30	30	213,68
1000A31	31	236,92
1000A32	32	236,92
1000A33	33	236,92
1000A34	34	236,92
1000A35	35	236,92
1000A36	36	271,73
1000A37	37	271,73
1000A38	38	271,73
1000A39	39	271,73
1000A40	40	271,73
1000A41	41	318,20
1000A42	42	318,20
1000A43	43	350,03
1000A44	44	350,03
1000A45	45	350,03
1000A46	46	388,34
1000A47	47	388,34
1000A48	48	388,34
1000A49	49	388,34
1000A50	50	460,12

Shank 32 mm

	Ø mm	1000A €
1000A51	51	486,43
1000A52	52	486,43
1000A53	53	486,43
1000A54	54	486,43
1000A55	55	486,43
1000A56	56	550,12
1000A57	57	550,12
1000A58	58	550,12
1000A59	59	550,12
1000A60	60	550,12
1000A61	61	636,99
1000A62	62	636,99
1000A63	63	636,99
1000A64	64	636,99
1000A65	65	636,99
1000A66	66	636,99
1000A67	67	777,54
1000A68	68	777,54
1000A69	69	777,54
1000A70	70	777,54
1000A75	75	777,54
1000A80	80	797,22
1000A85	85	902,16
1000A90	90	945,54
1000A95	95	988,92
1000A100	100	1.044,54
1000A105	105	1.470,96
1000A110	110	1.470,96
1000A115	115	1.965,24
1000A120	120	1.965,24
1000A125	125	2.519,59
1000A130	130	2.519,59
1000A135	135	3.151,80
1000A140	140	3.151,80
1000A145	145	4.233,43
1000A150	150	4.233,43

PILOT PINS FOR CARBIDE TIPPED CUTTERS

	DESCRIPTION	Ø x L mm	€
P750AA	750A Ø 17 - 70 mm cutters	Ø8x140	33,00
P750AA-1	750A Ø 75 - 150 mm cutters	Ø8x160	37,95
P1000AA	1000A Ø 25 - 70 mm cutters	Ø8x160	44,73
P1000AA-1	1000A Ø 75 - 150 mm cutters	Ø8x190	51,42

ANNULAR CUTTER FOR ELECTROMAGNETIC DRILLING MACHINES WITH DOUBLE WELDON Ø 19,05 mm SPECIAL FOR RAILROADS, HARDOX ...

- Solid carbide teeth.
- For extremely hard materials.
- Possibility to work in lathes and drilling and milling machines.
- Possibility to work with quick change morse taper

Ref. MB250AT
Ref. MB500AT

HSSCo 8% | TiAlN | HARDOX 450 | HARDOX 500

Ref. MB350ST
Ref. MB500ST

CARBIDE TIPPED | HARDOX 450 | HARDOX 500 | HARDOX 600

25 mm CUTTING CAPACITY

Ref. MB250AT

50 mm CUTTING CAPACITY

Ref. MB500AT

35 mm CUTTING CAPACITY

Ref. MB350ST

50 mm CUTTING CAPACITY



Ref. MB500ST

25 mm CAPACITY

	MB250AT	
	Ø mm	€
MB250AT16	16	143,95
MB250AT18	18	148,09
MB250AT20	20	152,23
MB250AT22	22	159,02
MB250AT24	24	164,71
MB250AT26	26	170,00
MB250AT28	28	175,47
MB250AT30	30	181,01
MB250AT32	32	212,53

50 mm CAPACITY

	MB500AT	
	Ø mm	€
MB500AT16	16	179,60
MB500AT18	18	189,21
MB500AT20	20	198,80
MB500AT22	22	207,07
MB500AT24	24	213,85
MB500AT26	26	220,71
MB500AT28	28	231,72
MB500AT30	30	245,39
MB500AT32	32	270,73

35 mm CAPACITY

	MB350ST	
	Ø mm	€
MB350ST18	18	154,94
MB350ST19	19	154,94
MB350ST20	20	154,94
MB350ST21	21	154,94
MB350ST22	22	166,26
MB350ST23	23	166,26
MB350ST24	24	166,26
MB350ST25	25	166,26
MB350ST26	26	166,26
MB350ST27	27	166,26
MB350ST28	28	166,26
MB350ST29	29	166,26
MB350ST30	30	166,26
MB350ST31	31	185,17
MB350ST32	32	185,17
MB350ST33	33	185,17
MB350ST34	34	185,17
MB350ST35	35	185,17
MB350ST36	36	185,17

50 mm CAPACITY

	MB500ST	
	Ø mm	€
MB500ST37	37	217,32
MB500ST38	38	217,32
MB500ST39	39	217,32
MB500ST40	40	217,32
MB500ST41	41	233,85
MB500ST42	42	233,85
MB500ST43	43	233,85
MB500ST44	44	233,85
MB500ST45	45	233,85
MB500ST46	46	272,94
MB500ST47	47	272,94
MB500ST48	48	272,94
MB500ST49	49	272,94
MB500ST50	50	272,94

Ø 6,35 mm PILOT PINS Ref. MB250AT and Ref. MB500AT ANNULAR CUTTERS

	DESCRIPTION	L mm	€
P250CA	Ref. MB250AT Ø 16-32 mm cutters	71	12,38
P500CA	Ref. MB500AT Ø 16-32 mm cutters	92	14,25

PILOT PINS Ref. MB350ST & MB500ST ANNULAR CUTTERS

	DESCRIPTION	Ø x L mm	€
P350AA-1	Ref. MB350ST Ø18-36 mm	Ø8x91	20,26
P500AA	Ref. MB500ST Ø37-50 mm	Ø8x112	22,73

DRILLS, TAPS AND ACCESSORIES FOR ELECTROMAGNETIC DRILLING MACHINES

HSS DRILL BIT

Ref. BMG



			BMG		BMGL
	Ø mm	L2 mm	€	L2 mm	€
BMG0600	6,00	25	**35,88**	50	**52,64**
BMG0675	6,75	25	**42,22**	50	
BMG0700	7,00	25	**42,22**	50	**52,75**
BMG0800	8,00	25	**42,22**	50	**52,75**
BMG0850	8,50	25	**42,22**	50	
BMG0900	9,00	25	**42,22**	50	**52,75**
BMG1000	10,00	25	**44,48**	50	**55,59**
BMG1020	10,20	25	**44,48**	50	
BMG1100	11,00	25	**44,48**	50	**55,59**
BMG1200	12,00	25	**44,48**	50	**55,59**
BMG1300	13,00	25	**47,62**	50	**63,33**
BMG1400	14,00	25	**48,52**	50	**64,52**
BMG1500	15,00	25	**48,98**	50	**66,11**
BMG1600	16,00	25	**60,43**	50	**75,54**

HSS DRILL TAP

Ref. MBE





				MBE
	Ø	L1 x L2 x L3 mm	THREAD	€
MBE8M08X1,25	6,75	110x12,5x15	M8 x 1,25	**83,06**
MBE8M10X1,50	8,50	113x15,0x15	M10 x 1,50	**83,06**
MBE8M12X1,75	10,20	117x18,0x16	M12 x 1,75	**83,06**
MBE8M14X2,00	12,00	117x20,0x16	M14 x 2,00	**83,06**
MBE8M16X2,00	14,00	117x20,0x16	M16 x 2,00	**83,06**
MBE8M18X2,50	15,50	130x25,0x16	M18 x 2,50	**83,06**
MBE8M20X2,50	17,50	135x25,0x16	M20 x 2,50	**92,37**
MBE8M22X2,50	19,50	135x25,0x17	M22 x 2,50	**98,74**
MBE8M24X3,00	21,00	148x30,0x17	M24 x 3,00	**131,86**
MBE8M27X3,00	24,00	155x30,0x18	M27 x 3,00	**168,46**
MBE8M30X3,50	26,50	169x63,0x19	M30 x 3,50	**191,69**

HSS COUNTERSINK

Ref. ABE

90°

		ABE
	Ø mm	€
ABE25	25	**92,10**
ABE30	30	**102,96**
ABE40	40	**120,57**
ABE50	50	**168,05**
ABE55	55	**184,23**
ABE63	63	**248,46**

DRILLS, TAPS AND ACCESSORIES FOR ELECTROMAGNETIC DRILLING MACHINES

HSS

COUNTERSINK

Ref. **MBE**

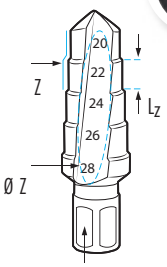

WELDON
Ø19,05mm

Ref. **MBE20-28**
Type A

Ref. **MBE22-26**
Type B

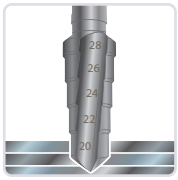

Several dimensions in one tool

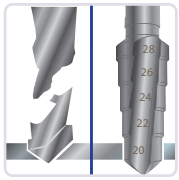

More rigid than holesaws

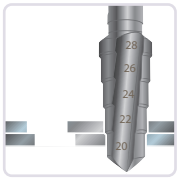

Able to drill two separated pieces. Can align two non-coaxial holes.



Able to enlarge holes.

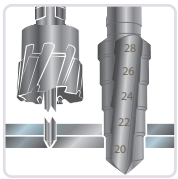

Can drill through different sheets without breaking problem as in the hole-saws.

No need for pilot pin.

	Ø Z mm min - max	Geometry	Z	Lz mm	MBE €
MBE08-16	8 - 10 - 12 - 14 - 16	Type A	5	12	**43,93**
MBE10-18	10 - 12 - 14 - 16 - 18	Type A	5	12	**48,64**
MBE20-28	20 - 22 - 24 - 26 - 28	Type A	5	12	**69,30**
MBE30-38	30 - 32 - 34 - 36 - 38	Type B	5	12	**107,89**
MBE40-48	40 - 42 - 44 - 46 - 48	Type B	5	12	**154,55**
MBE10-14	10 - 12 - 14	Type A	3	25	**37,35**
MBE16-20	16 - 18 - 20	Type A	3	25	**53,29**
MBE22-26	22 - 24 - 26	Type B	3	25	**63,97**
MBE28-32	28 - 30 - 32	Type B	3	25	**86,61**
MBE34-38	34 - 36 - 38	Type B	3	25	**107,92**
MBE40-44	40 - 42 - 44	Type B	3	25	**133,22**
MBE46-50	46 - 48 - 50	Type B	3	25	**159,88**

Type A geometry: With tip and centre cutting.
Type B Geometry: Without tip and without centre cutting. Only enlarges holes already drilled.

HSS

Ref. **MBE**

Ref. **MBEHEX1/4**

	DESCRIPTION	MBEHEX1/4 €
MBEHEX1/4	DOUBLE WELDON 19,05 a 1/4"HEX	**16,38**

EXTENSIONS FOR ELECTROMAGNETIC DRILLING MACHINES

SHANK: 19,05 mm DOUBLE WELDON **EXIT: 19,05 mm WELDON**

			ACRWX
	L mm	D1 mm	€
ACRWX75	75	35	**40,99**
ACRWX100	100	35	**91,00**
ACRWX150	150	35	**120,12**
ACRWX200	200	35	**162,59**
ACRWX250	250	35	**202,64**

This adaptor is provided with an extension pilot pin which enables to use the HSS/HSSCo annular cutters with the original pilot pin, it is not necessary to replace it with an extra-large one. In the case of carbide teeth Annular Cutters, it becomes necessary to replace the pilot pin with a larger one as P1500CA, P2000CA o P2500CA.

EXTENSIONS FOR ELECTROMAGNETIC DRILLING MACHINES



Ref.**CMNº2**

Ref.**CMNº2SR**

Ref.**CMNº2CR**

Ref.**CMNº3**

Ref.**CMNº3SR**

Ref.**CMNº3x32**

Ref.**CMNº4x32**

	L2 mm	L1 mm	CM	Exit	Cooling	€
CMNº2	43	158	2	19,05	Yes	**177,07**
CMNº2SR	43	158	2	19,05	No	**141,66**
CMNº2CR	43	158	2	19,05 Quick Change	Yes	**289,54**
CMNº3	43	177	3	19,05	Yes	**189,71**
CMNº3SR	43	177	3	19,05	No	**151,77**
CMNº3CR	43	177	3	19,05 Quick Change	Yes	**289,54**
CMNº4	80	250	4	19,05	Yes	**240,12**
CMNº5	80	270	5	19,05	Yes	**251,66**
CMNº3x32	116	229	3	32,00	Yes	**242,13**
CMNº4x32	116	250	4	32,00	Yes	**314,44**

CONVERTERS FOR OTHER SHANK TYPES

ACR18W

SHANK: 18 mm FEIN
EXIT: 19,05 mm DOUBLE WELDON

ACR18W
40,99 €

ACRWB16

SHANK: NITTO
EXIT: 19,05 mm DOUBLE WELDON

ACRNITTO
40,99 €

SHANK: 19,05 mm DOUBLE WELDON
EXIT: M18 X 6 P1,5 THREAD

ACRWM18X6P1,5
40,99 €

SHANK: 19,05 mm DOUBLE WELDON
EXIT: B16

ACRWB16
40,99 €

SHANK: NITTO
EXIT: M18 X 6 P1,5 THREAD

ACRNM18X6P1,5
40,99 €

SHANK: 18 mm FEIN
EXIT: B16

ACR18B16
40,99 €

SHANK: 19,05 mm DOUBLE WELDON
EXIT: 1/2 X 20 UNF

ACRW1/2X20
40,99 €

SHANK: NITTO / 19,05 mm DOUBLE WELDON
EXIT: B16

ACRNB16
40,99 €

SHANK: NITTO / 19,05 mm DOUBLE WELDON
EXIT: 1/2 X 20 UNF

ACRN1/2X20
40,99 €

SHANK: 19,05 mm DOUBLE WELDON
EXIT: 32 mm DOUBLE WELDON



ACRWX32
40,99 €

ANNULAR CUTTERS FOR ELECTROMAGNETIC DRILLING MACHINES. CASES AND METHACRYLATE DISPLAYS

NEW

	Content:		€
EFB250R1	6 Ref. 250R cutters: Ø 12 - 14 - 16 - 18 - 20 - 22 mm 2 Pilot pins Ref. P250CA	HSS	196,06
EFB250C1	6 Ref. 250C cutters: Ø 12 - 14 - 16 - 18 - 20 - 22 mm 2 Pilot pins Ref. P250CA	HSSCo	357,03

EFB500R1	6 Ref. 500R cutters: Ø 12 - 14 - 16 - 18 - 20 - 22 mm 2 Pilot pins Ref. P500CA	HSS	267,33
EFB500C1	6 Ref. 500C cutters: Ø 12 - 14 - 16 - 18 - 20 - 22 mm 2 Pilot pins Ref. P500CA	HSSCo	503,88
EFB500R5	6 Ref. 500R cutters: Ø 14 - 16 - 18 - 20 - 22 -24 mm 2 Pilot pins Ref. P500CA	HSS	277,71
EFB500C5	6 Ref. 500C: Ø 14 - 16 - 18 - 20 - 22 -24 mm 2 Pilot pins Ref. P500CA	HSSCo	555,18

NEW

	Content:		€
EFBBMG1	6 Ref. BMG: Ø 6 - 8 - 10 - 12 - 14 - 16 mm	HSS	279,00
EFBBMG2	3 Ref. BMG: Ø 6 - 8 - 10 mm 3 Ref. 250R: Ø 12 - 14 - 16 mm 2 Pilot pins Ref. P250CA	HSS	228,57
EFBBMG3	3 Ref. BMG: Ø 6 - 8 - 10 mm 3 Ref. 250C: Ø 12 - 14 - 16 mm 2 Pilot pins Ref. P250CA	HSSCo	290,59

Content: 20 Annular cutters		CFBE01
HSS	Ref. 250R: Ø 14 - 16 - 18 - 20 - 22 - 24 - 26 - 28 - 30 - 32 mm Ref. 500R: Ø 14 - 16 - 18 - 20 - 22 - 24 - 26 - 28 - 30 - 32 mm	888,29 €
Content: 20 Annular cutters		**CFBE02**
HSSCo	Ref. 250C: Ø 14 - 16 - 18 - 20 - 22 - 24 - 26 - 28 - 30 - 32 mm Ref. 500C: Ø 14 - 16 - 18 - 20 - 22 - 24 - 26 - 28 - 30 - 32 mm	1.769,48 €
Content: 18 Annular cutters		**CFBE03**
CARBIDE TIPPED	Ref. 350A: Ø 14 - 16 - 18 - 20 - 22 - 24 - 26 - 28 - 30 - 32 mm Ref. 500A: Ø 18 - 20 - 22 - 24 - 26 - 28 - 30 - 32 mm	1.988,88 €

EXPLICATIVE ANNULAR CUTTERS ACCESSORIES EASY USING DIAGRAM



CUTTING CONDITIONS FOR ANNULAR CUTTERS

mm/REV.		55 HRc	INOX	CAST IRON	Al	Ni
250R - 500R - 1500C - 2000C	0,053	-	0,05	0,075	0,12	-
250C - 500C - 750C - 1000C - MB350AT - MB500AT	0,063	-	0,055	0,085	0,15	-
350A - 500A - 750A - 1000A - MB350ST - MB500ST	0,10	0,075	0,10	0,15	0,22	0,07

R.P.M. SELECTION FOR HOLESAWS: 250R - 500R - 250C - 500C - 750C - 1000C

Cutting speed (m/min.)													
100	3183	2122	1952	1273	1061	909	796	637	531	455	398	354	318
95	3024	2016	1512	1512	1008	864	756	605	504	432	378	336	302
90	2865	1910	1432	1432	955	819	716	573	477	409	358	318	286
85	2706	1804	1353	1353	902	773	676	541	451	387	338	301	271
80	2547	1698	1273	1276	849	728	637	509	424	364	318	283	255
75	2387	1592	1194	1194	796	682	597	477	398	341	298	265	239
70	2228	1485	1114	1114	743	637	557	446	371	318	279	248	223
65	2069	1379	1035	1035	690	591	517	414	345	296	259	230	207
60	1910	1273	955	922	637	546	477	382	318	273	239	212	191
55	1751	1167	875	875	584	500	438	350	292	250	219	195	175
50	1592	1061	796	796	531	455	398	318	265	227	199	177	159
45	1432	955	716	716	477	409	658	286	239	205	179	159	143
40	1273	849	637	637	424	364	618	255	212	192	159	141	127
35	1114	743	557	557	371	318	279	223	186	159	139	124	111
30	955	637	477	477	318	273	239	191	159	136	119	106	95
25	796	531	398	398	265	227	199	159	133	114	99	88	80
20	637	424	318	318	212	182	159	127	106	91	80	71	64
15	477	318	239	239	159	136	119	95	80	68	60	53	48
10	318	212	159	159	106	91	80	64	53	45	40	35	32
	10	15	20	25	30	35	40	50	60	70	80	90	100

DIAMETER SELECTION (Ø mm)

R.P.M. SELECTION FOR HOLESAWS: 350A - 500A - 750A - 1000A - MB350ST - MB500ST

Cutting speed (m/min.)													
100	3183	2122	1952	1273	1061	909	796	637	531	455	398	354	318
95	3024	2016	1512	1512	1008	864	756	605	504	432	378	336	302
90	2865	1910	1432	1432	955	819	716	573	477	409	358	318	286
85	2706	1804	1353	1353	902	773	676	541	451	387	338	301	271
80	2547	1698	1273	1276	849	728	637	509	424	364	318	283	255
75	2387	1592	1194	1194	796	682	597	477	398	341	298	265	239
70	2228	1485	1114	1114	743	637	557	446	371	318	279	248	223
65	2069	1379	1035	1035	690	591	517	414	345	296	259	230	207
60	1910	1273	955	922	637	546	477	382	318	273	239	212	191
55	1751	1167	875	875	584	500	438	350	292	250	219	195	175
50	1592	1061	796	796	531	455	398	318	265	227	199	177	159
45	1432	955	716	716	477	409	658	286	239	205	179	159	143
40	1273	849	637	637	424	364	618	255	212	192	159	141	127
35	1114	743	557	557	371	318	279	223	186	159	139	124	111
30	955	637	477	477	318	273	239	191	159	136	119	106	95
25	796	531	398	398	265	227	199	159	133	114	99	88	80
20	637	424	318	318	212	182	159	127	106	91	80	71	64
15	477	318	239	239	159	136	119	95	80	68	60	53	48
10	318	212	159	159	106	91	80	64	53	45	40	35	32
	10	15	20	25	30	35	40	50	60	70	80	90	100

DIAMETER SELECTION (Ø mm)

BLUE-MASTER® by celesa

2026 PRICE LIST

GROSS PRICE 2025 + 7%

Effective from 4 May 2026

CONSTRUCTION COREBITS

EXTRA PROFESSIONAL SERIES SDS PLUS SHANK CARBIDE TIPPED CORE BIT

Ref. **600W**

SDS Plus

CARBIDE TIPPED

80 mm CUTTING CAPACITY

- These core bits are made of three parts that can be ordered separately:
  - · The core bit with the diameters shown below.
  - · SDS Plus arbor with special round thread in different lengths.
  - · Centre pin.
- This tool is not suitable to drill metal, tile nor reinforced concrete.
- The core bit must be removed from the hole in rotary movement to avoid teeth damage
- When using long arbors it is necessary to pre-drill with a shorter arbor.
- 700 R.P.M. in hammer mode

		600W
	Ø mm	€
600W25C	25	**80,44***
600W29C	29	**85,78***
600W65C	65	**172,49***
600W70C	70	**185,33***
600W75C	75	**198,16***
600W80C	80	**210,99***

- Price does not include arbor nor center pin.

* Till end of stock

HUGE INCREASE OF THE CORE BIT RESISTANCE DUE TO EXTREMELY ROBUST SHANK



ARBORS FOR EXTRA PROFESSIONAL CORE BITS

	DESCRIPTION	CAPACITY Ø mm	€
600WSDS1105	SDS Plus arbor 105 mm	25 - 38	**21,78**
600WSDS1200	SDS Plus arbor 200 mm	25 - 38	**26,96**
600WSDS1300	SDS Plus arbor 300 mm	25 - 38	**32,01**
600WSDS2105	SDS Plus arbor 105 mm	45 - 100	**24,37**
600WSDS2200	SDS Plus arbor 200 mm	45 - 100	**35,95**
600WSDS2300	SDS Plus arbor 300 mm	45 - 100	**47,39**
600WP0	Center pin	25 - 29	**30,80**
600WP1	Center pin	32 - 38	**30,80**
600WP2	Center pin	45 - 100	**30,80**

EXTRA PROFESSIONAL SERIES SDS PLUS/MAX SHANK CARBIDE TIPPED CORE BIT

Ref. CW

SDS Plus | SDS Max | CARBIDE TIPPED | 95 mm CUTTING CAPACITY

- These core bits are made of three parts that can be ordered separately:
  - The core bit with the diameters shown below.
  - SDS Plus & SDS Max arbor with special round thread in different lengths.
  - Centre pin.
- This tool is not suitable to drill metal, tile or reinforced concrete.
- When using long arbors it is necessary to pre-drill with a shorter arbor.

		CW
	Ø mm	€
CW25	25	64,94
CW27	27	65,83
CW30	30	75,56
CW35	35	83,36
CW40	40	96,26
CW45	45	111,30
CW50	50	123,71
CW60	60	140,47
CW65	65	169,06
CW68	68	179,34
CW70	70	184,27
CW75	75	198,06
CW80	80	216,53
CW90	90	224,31
CW95	95	260,26
CW100	100	286,58
CW105	105	306,57
CW110	110	338,84
CW115	115	376,97
CW120	120	376,97
CW130	130	430,15
CW140	140	495,06
CW150	150	517,07
CW160	160	588,58
CW170	170	639,19
CW180	180	693,10
CW190	190	794,85
CW200	200	847,12

* Price does not include arbor nor center pin.

HUGE INCREASE OF THE CORE BIT RESISTANCE DUE TO EXTREMELY ROBUST SHANK

Ref. CWSDS-105

Ref. CWSDS-200

Ref. CWSMAX-105

Ref. CWSMAX-200

Ref. CWBR

ARBORS FOR EXTRA PROFESSIONAL CORE BITS

	DESCRIPTION	CAPACITY Ø mm	€
CWSDS-105	SDS Plus arbor 105 mm	25 - 200	32,93
CWSDS-200	SDS Plus arbor 200 mm	25 - 200	51,84
CWSDS-300	SDS Plus arbor 300 mm	25 - 200	68,57
CWSDS-450	SDS Plus arbor 450 mm	25 - 200	92,86
CWSMAX-200	SDS Max arbor 200 mm	25 - 200	51,84
CWSMAX-300	SDS Max arbor 300 mm	25 - 200	68,57
CWSMAX-450	SDS Max arbor 450 mm	25 - 200	92,86
CWBR	Pilot drill Ø10 x 160 mm	25 - 200	19,75

CARBIDE TIPPED CONSTRUCTION CORE BIT Ø 11 mm. HEXAGONAL AND SDS PLUS SHANK

Ref. HA

SDS Plus | CARBIDE TIPPED | 54 mm CUTTING CAPACITY

- These core bits are made of three parts that can be ordered separately:
  - The core bit with the diameters shown below.
  - Arbors: Thread M16 x 2. Available SDS PLUS and hexagonal shank.
  - Pilot drill Ø 8 mm.
- This tool is not suitable to drill metal, tile nor reinforced concrete.
- When using long arbors it is necessary to pre-drill with a shorter arbor.
- 700 R.P.M. in hammer mode

	Ø mm	Z	HA €
HA25	25	4	**56,18**
HA30	30	6	**60,24**
HA35	35	6	**64,63**
HA40	40	6	**70,45**
HA45	45	6	**73,25**
HA50	50	6	**75,12**
HA60	60	6	**86,96**
HA68	68	6	**91,59**
HA70	70	6	**102,36**
HA80	80	6	**112,25**
HA90	90	6	**122,60**
HA100	100	6	**156,18**
HA115	115	6	**201,36**
HA125	125	6	**225,36**
HA130	130	6	**256,98**

* Price does not include arbor nor pilot drill.

11mm HEXAGONAL SHANK ARBORS

	DESCRIPTION	CAPACITY Ø mm	€
HA11X100	Short shank 100 mm	Drill chuck	**29,05**
HA11X220	Long shank 220 mm	until 13 mm	**39,64**
HA11X320	Extra long shank 320 mm	capacity	**49,56**

SDS PLUS SHANK ARBORS

SDS Plus

	DESCRIPTION	€
HA100SDS	Extra Short shank SDS-PLUS 100 mm	**34,83**
HA170SDS	Short Shank SDS-PLUS 170 mm	**39,36**
HA220SDS	Long shank SDS-PLUS 220 mm	**45,34**
HA320SDS	Extra long shank SDS-PLUS 320 mm	**56,46**

Ø 8 x 100 mm PILOT DRILL

HA8
9,92 €

ONE PIECE "NO BREAKING" SDS PLUS SHANK PILOT DRILL

SDS Plus

	DESCRIPTION	€
HA175SDSM	Short shank SDS-PLUS 175 mm	**76,53**
HA340SDSM	Long shank SDS-PLUS 340 mm	**99,85**
HA440SDSM	Extra long. SDS-PLUS 440 mm	**116,80**

HEXAGONAL & SDS PLUS SHANK CARBIDE TIPPED LIGHT CONSTRUCTION CORE BIT

Ref. MD

SDS Plus | CARBIDE TIPPED | 60 mm CUTTING CAPACITY

- These core bits are made of three parts that can be ordered separately:
  - · The core bit with the diameters shown below.
  - · Arbors: Thread M16 x 2. Available SDS PLUS and hexagonal shank.
  - · Pilot drill Ø 8 mm.
- This tool is not suitable to drill metal, tile nor reinforced concrete.
- When using long arbors it is necessary to pre-drill with a shorter arbor.
- 700 R.P.M. in hammer mode

	Ø mm	MD €
MD22SH	22	33,70
MD25SH	25	40,98
MD27SH	27	41,56
MD30SH	30	47,68
MD35SH	35	52,62
MD40SH	40	60,76
MD45SH	45	67,17
MD50SH	50	69,21
MD60SH	60	78,88
MD65SH	65	79,32
MD68SH	68	79,43
MD70SH	70	103,38
MD75SH	75	111,13
MD80SH	80	111,97
MD90SH	90	117,99
MD95SH	95	127,77
MD100SH	100	134,23
MD120SH	120	159,76

* Price does not include arbor nor pilot drill.

11mm HEXAGONAL SHANK ARBORS

	DESCRIPTION	CAPACITY Ø mm	€
HA11X100	Short shank 100 mm	Drill chuck	29,05
HA11X220	Long shank 220 mm	until 13 mm	39,64
HA11X370	Extra long shank 370mm	capacity	49,56

SDS PLUS SHANK ARBORS

SDS Plus

	DESCRIPTION	€
HA100SDS	Extra Short shank 100 mm	34,83
HA170SDS	Short Shank 170 mm	39,36
HA220SDS	Long shank 220 mm	45,34
HA320SDS	Extra long shank 320 mm	56,46

ONE PIECE "NO BREAKING" SDS PLUS SHANK PILOT DRILL

SDS Plus

	DESCRIPTION	€
HA175SDSM	Short shank SDS-PLUS 175 mm	76,53
HA340SDSM	Long shank SDS-PLUS 340 mm	99,85
HA440SDSM	Extra long. SDS-PLUS 440 mm	116,80

Ø 8 x 120 mm PILOT DRILL

HA8
9,92€

WALL BREAKTHROUGH, ARBOR, PILOT DRILL AND CORE BIT

NEW

Ref. MD

SDS Plus | CARBIDE TIPPED | 60 mm CUTTING CAPACITY

	Ø mm	DESCRIPTION	€
MD50SDSB	50	Shank SDS PLUS M16	74,21
MD60SDSB	60		83,88
MD68SDSB	68		84,43
MD90SDSB	90		122,99

HEAVY DUTY CONSTRUCTION CORE BIT FOR REINFORCED CONCRETE SDS MAX

Ref. **MH**

SDS Max | CARBIDE TIPPED | 100 mm CUTTING CAPACITY

- 500 Rpm in most applications.
- Light axial pressure which must be reduced when we start cutting the rebar.
- Remove the center pin when the CORE BIT has penetrated into the concrete.
- Not suitable for metal or ceramic.
- Work in hammer mode.

1- Use the center pin when start drilling.



2- We remove the center pin when the CORE BIT has penetrated slightly.

			MH
	Ø mm	Z	€
MH25	25	4	**123,85**
MH29	29	4	**132,16**
MH32	32	4	**147,12**
MH35	35	4	**163,54**
MH38	38	4	**181,69**
MH45	45	6	**206,38**
MH50	50	8	**219,64**
MH55	55	10	**231,28**
MH60	60	10	**249,43**
MH65	65	10	**265,82**
MH70	70	12	**285,78**
MH75	75	12	**305,52**
MH80	80	12	**325,30**
MH90	90	14	**371,50**
MH100	100	16	**414,55**
MH120	120	18	**503,61**
MH150	150	24	**705,61**

Price does not include arbor nor center pin.

HUGE INCREASE IN SAW RESISTANCE DUE TO EXTREMELY ROBUSTE SHANK

ARBORS FOR EXTRA PROFESSIONAL CORE BITS

Ref. **MHSK1MAX**

Ref. **MHCP**

	DESCRIPTION	CAPACITY Ø mm	€
MHSK1MAX	SDS-MAX arbor 300 mm	25 - 35	**101,61**
MHSK2MAX	SDS-MAX arbor 300 mm	38 - 150	**105,83**
MHCP0	Center pin Nº 0	25 - 29	**56,46**
MHCP1	Center pin Nº 1	32 - 35	**56,46**
MHCP2	Center pin Nº 2	38 - 150	**56,46**

HEAVY DUTY CONSTRUCTION CARBIDE TIPPED CORE BIT WITH ANTI-BREAKAGE 1:8 TAPER CLAMPING

NEW

Ref. CLA

SDS Max

CARBIDE TIPPED

Heavy duty core bit for high performance on rotary hammers with power greater than ≥ 900w.
Inclined carbide tips in perfect position for a powerful drilling.
Heat treated arbor and core bit for increased strength and performance.
1:8 taper clamping makes the arbor-core bit connection more solid and improves power transmission.

70 mm CUTTING CAPACITY

	Ø mm	CLA €
CLA030	30	119,04
CLA035	35	124,53
CLA040	40	127,86
CLA045	45	138,33
CLA050	50	149,36
CLA055	55	161,63
CLA060	60	165,01
CLA066	66	166,75
CLA068	68	171,44
CLA070	70	204,44
CLA080	80	237,68
CLA090	90	274,51
CLA100	100	296,59
CLA110	110	308,53
CLA115	115	320,78
CLA125	125	333,38
CLA150	150	469,07

* Price does not include arbor nor pilot drill.

SDS-MAX SHANK ARBORS

SDS Max

	DESCRIPTION	€
CLAMAX220	SDS-MAX shank 220 mm	75,54
CLAMAX420	SDS-MAX shank 420 mm	89,02
CLAMAX700	SDS-MAX shank 700 mm	145,69
CLAMAX900	SDS-MAX shank 900 mm	198,36

*See range of 13 mm hexagonal shank and spline shank arbors available.

EXTRACTION KIT FOR CLA & PM

CLAEX
42,36

Ø 11x135mm PILOT DRILL FOR CLA & PM CORE BITS

CLA11
15,80

HEAVY DUTY INTEGRAL WALL BREAKTHROUGH, ANTI-BREAKAGE CARBIDE TIPPED

NEW

Ref. PM

SDS Max

CARBIDE TIPPED

Heavy duty integral core bit for high performance in high power rotary hammers.
Core bit with integrated arbor improves power transmission during operation.
Inclined carbide tips in perfect position for a powerful drilling.
Heat treated arbor and core bit for increased strength and performance.
Deep hole drilling system with construction core bits.

190-450 CUTTING CAPACITY

	Ø mm	Cutting Capacity mm	PM €
PM45X300	45	190	284,06
PM45X560	45	450	297,54
PM50X300	50	190	296,05
PM50X560	50	450	309,53
PM55X300	55	190	309,38
PM55X560	55	450	322,86
PM68X300	68	190	320,05
PM68X560	68	450	333,53
PM80X300	80	190	379,13
PM80X560	80	450	392,61
PM90X300	90	190	417,16
PM90X560	90	450	430,64
PM100X300	100	190	439,96
PM100X560	100	450	453,44
PM125X560	125	450	509,55
PM150X560	150	450	616,25

* Price includes CLA11 pilot drill and CLAEX extraction kit.

DEEP HOLE DRILLING SYSTEM USING CORE BITS

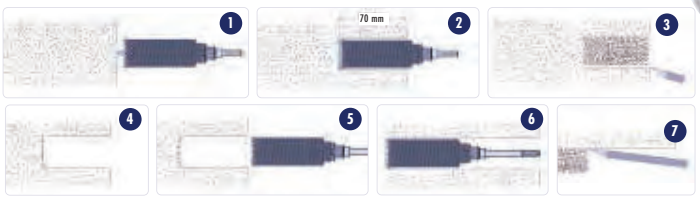

ELECTRODEPOSITED DIAMOND HOLESAW FOR GRANITE, MARBLE, TILE & REINFORCED PLASTIC

Ref. CDE
Ref. CMAD



40 mm CUTTING CAPACITY

MONOBLOCK COREBIT AND ARBOR

	CDE	
	Ø mm	€
CDE12	12	56,98
CDE14	14	57,53
CDE16	16	60,80
CDE18	18	64,08
CDE20	20	72,64
CDE25	25	80,48
CDE28	28	83,56
CDE30	30	88,63
CDE32	32	92,82
CDE35	35	78,51
CDE40	40	101,40
CDE43	43	102,65
CDE45	45	102,96
CDE50	50	103,46
CDE65	65	122,17
CDE68	68	137,27
CDE75	75	167,98
CDE80	80	177,49
CDE90	90	201,06
CDE100	100	201,06
CDE120	120	235,95

* Price includes arbor and pilot drill

INTERCHANGEABLE THREAD SHANK

- Serial drilling of fiberglass, carbon, polyester....
- The pilot drill ejects the core automatically

	CMAD	
	Ø mm	€
CMAD20	20	146,32
CMAD22	22	153,17
CMAD25	25	158,13
CMAD28	28	161,51
CMAD30	30	163,85
CMAD32	32	168,74
CMAD35	35	194,71
CMAD40	40	204,73
CMAD45	45	216,54
CMAD50	50	228,10

* Price of the arbor is not included

PILOT DRILL Ø 5 mm

BW90500
26,50 €

- Remove the drill when the CORE BIT has already penetrated in the material.
- We recommed to use the GCD guide for holesaws.
- Remove diamond holesaw from the hole in rotary movement in order to avoid tip breaking.
- Must be used with water cooling.
- References RPM:

Ø 100mm: 400 RPM
Ø 50mm: 800 RPM
Ø 20mm: 1300 RPM

- Exclusively in rotary mode, no hammer.

GCD

GBP

HOLESAWS GUIDE

GCD
43,25 €

Capacity: Ø 10 - 83 mm

CAN FOR COOLING

GBP
9,73 €

Capacity: 1,1 l.

STRAIGHT SHANK ARBOR WITH INTERNAL COOLING

	DESCRIPTION	€
350MC13	Straight shank arbor Ø 13 mm	234,22
350MC16	Straight shank arbor Ø 16 mm	234,22

SEGMENTED DIAMOND HOLESAW

NEW

Ref. CDD

M16x2

60 mm CUTTING CAPACITY



			CDD
	Ø mm	Z	€
CDD08	8	Circular	**47,29**
CDD10	10	Circular	**51,51**
CDD12	12	Circular	**60,23**
CDD15	15	Circular	**65,36**
CDD20	20	Circular	**74,55**
CDD26	26	Circular	**81,25**
CDD30	30	4	**95,36**
CDD35	35	4	**103,36**
CDD40	40	4	**106,65**
CDD45	45	4	**110,62**
CDD52	52	4	**115,22**
CDD55	55	4	**120,33**
CDD68	68	5	**142,36**
CDD72	72	5	**145,25**
CDD82	82	6	**152,15**
CDD92	92	8	**162,95**
CDD102	102	8	**175,89**



M16x2

CDD HOLESAW ARBOR

	DESCRIPTION	€
CDDHEX	Hexagonal shank 10,8 mm Lt:120 mm	**20,36**
CDDMAX	SDS-Max shank Lt:200 mm	**25,36**
CDDPLUS	SDS-Plus shank Lt:200 mm	**22,11**

PILOT DRILL SDS Plus

W0505x110
5,48 €

DIAMOND TILE DRILL BIT

NEW

Ref. CAH

Diamond series

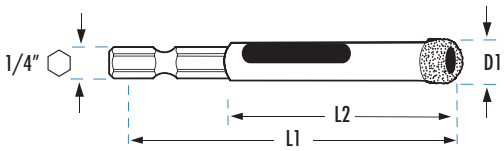

				CAH
	D1 mm	⬡	L1x L2 mm	€
CAH05	5,0	1/4	65 x 30	**19,05**
CAH06	6,0	1/4	65 x 30	**20,42**
CAH07	7,0	1/4	65 x 30	**23,25**
CAH08	8,0	1/4	65 x 30	**26,76**
CAH10	10,0	1/4	65 x 30	**28,23**
CAH12	12,0	1/4	65 x 30	**34,83**
CAH14	14,0	1/4	65 x 30	**39,51**
CAH15	15,0	1/4	65 x 30	**59,81**
CAH16	16,0	1/4	65 x 30	**62,36**
CAH18	18,0	1/4	65 x 30	**64,25**
CAH20	20,0	1/4	65 x 30	**65,45**
CAH22	22,0	1/4	65 x 30	**71,94**
CAH25	25,0	1/4	65 x 30	**76,41**
CAH28	28,0	1/4	65 x 30	**77,36**
CAH30	30,0	1/4	65 x 30	**83,09**
CAH32	32,0	1/4	65 x 30	**89,36**
CAH35	35,0	1/4	65 x 30	**96,36**

- Always drill with rotary mode
- Cooling with plenty of water during the drilling operation
- CPH drill may drill ceramics whenever some water will be between the diamond and the piece to be machined
- Never put the CPH Drill in water after drilling operations.
  Once the drill achieves high temperatures, let it getting cooled by the air.
- Start drilling with an angle between 15º and 30º and then keep on drilling horizontally. No guide needed
- Drill ceramics with soft circulary movements to make easier the further extraction of the core
- Before finishing, stop pushing strongly to avoid the core to get stucked inside the holesaw
- Extract the perforated core by the lateral opening
- More holes in less time and with less effort

DIAMOND HOLE SAW

Ref. CHH



300-450 CUTTING CAPACITY



1" 1/4

- New segmented diamond hole saw for heavy works in construction.
- High performance in intensive works in reinforced concrete, granite, stone, brick and asphalt.
- Cool with plenty of water
- Efficient and constant work that enlarges the lifetime of the tool and the machine.
- More resistant segments with more diamond content to provide the maximum performance
- Better removal of debris so the effort of the machine is reduced.
- Excellent management of the effort in high capacity machines.

						CHH
	Ø mm	L1 mm	L2 mm	Z	KW	€
CHH32	32	380	300	3	0,7>1,2	150,53
CHH42	42	380	300	4	0,7>1,2	164,22
CHH52	52	520	450	5	0,7>1,2	177,92
CHH62	62	520	450	6	0,7>1,2	205,30
CHH72	72	520	450	6	0,7>1,2	246,39
CHH82	82	520	450	7	1,2>2,3	260,09
CHH92	92	520	450	8	1,2>2,3	301,15
CHH102	102	520	450	9	1,2>2,3	328,54
CHH112	112	520	450	9	1,2>2,3	342,24
CHH122	122	520	450	10	1,2>2,3	369,61
CHH127	127	520	450	11	1,2>2,3	390,07
CHH132	132	520	450	11	1,2>2,3	410,68
CHH142	142	520	450	12	1,2>2,3	479,14
CHH152	152	520	450	12	1,2>2,3	479,14
CHH162	162	520	450	12	2,3>3,9	506,54
CHH172	172	520	450	13	2,3>3,9	574,98
CHH182	182	520	450	13	2,3>3,9	588,67
CHH200	200	520	450	15	2,3>3,9	657,14
CHH225	225	520	450	15	2,3>3,9	780,35
CHH250	250	520	450	16	2,3>3,9	862,50
CHH300	300	520	450	17	2,3>3,9	1.095,26

ARBORS FOR CHH

SDS Plus

	DESCRIPTION	€
ADCHH-PLUS	SDS Plus shank Lt:200 mm	64,23

SDS Max

	DESCRIPTION	€
ADCHH-MAX	SDS MAX shank Lt:200 mm	66,80

	DESCRIPTION	€
ADCHH-HEX	Hexagonal shank. Lt:220 mm	58,05

CSE DIAMOND HOLESAWS FOR GRANITE, MARBLE AND HARD CERAMICS

Ref. CSE

SERIE DIAMOND | PVC | M14x2 | 35 mm CUTTING CAPACITY

FOR DRY DRILLING

M14x2

Special for angle grinder



- Female thread M14x2 on the back side to be fixed on an angle grinder.
- These Holesaws can work ceramics without water. Nevertheless, using water increases drastically the performance.
- Start drilling with an angle between 15 and 30º and afterwards horizontally. No need to guide.
- Drill the ceramics making soft rotary movements.
- Remove the core after each operation.

	CSE	
	Ø mm	€
CSE05*	5	56,24
CSE06*	6	56,41
CSE08*	8	56,88
CSE10*	10	56,96
CSE12*	12	58,69
CSE14*	14	59,25
CSE16	16	62,62
CSE18	18	65,99
CSE20	20	74,80
CSE22	22	77,87
CSE25	25	82,89
CSE27	27	85,82
CSE30	30	91,27
CSE32	32	95,59
CSE35	35	98,85
CSE38	38	101,53
CSE40	40	104,42
CSE45	45	106,23
CSE50	50	106,56
CSE51	51	110,62
CSE55	55	112,71
CSE57	57	119,02
CSE60	60	122,86
CSE65	65	125,79
CSE67	67	135,26
CSE68	68	141,37
CSE70	70	154,95
CSE75	75	172,99
CSE80	80	182,77
CSE83	83	206,57
CSE90	90	227,95
CSE95	95	243,41
CSE100	100	253,74
CSE110	110	282,59
CSE120	120	294,95
CSE130	130	310,29
CSE140	140	321,73
CSE150	150	332,03

These prices don't include the arbor

* From 5 to 14 mm diameters, the holesaw contains cooling vegetal paraffin

ADAPTORS FOR CSE

ALCSEX50

ADCSE-MAX

ADCSE-PLUS

	DESCRIPTION	L mm	€
ALCSEX50	50mm Extension CSE M14X2,00 Ø22mm	50	15,07
ALCSEX75	75mm Extension CSE M14X2,00 Ø22mm	75	17,23
ADCSE-MAX	Adaptor CSE M14X2,00 SDS MAX	113	37,45
ADCSE-PLUS	Adaptor CSE M14X2,00 SDS PLUS	90	21,25

HEX ARBOR FOR CSE



ADCSE
15,40€

CAN OF PARAFFIN

20 cm3

PACSE
10,54 €

OPTIONAL PILOT DRILL FOR ARBOR REF. ADCSE

BW90500
26,50 €

VACUUM BRAZED DIAMOND HOLESAWS FOR GRANITE, MARBLE AND HARD CERAMICS

Ref. CSE

PVC | 35 mm CUTTING CAPACITY | Dry Working | Diamond series

CSE HOLESAWS + 1 ARBOR SET + PARAFFIN

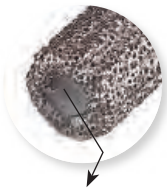

Paraffin

M14x2

Special for angle grinder

CSE9328

4 Holesaws CSE: Ø 5 - 6 - 8 - 10 mm
1 Arbor
1 Paraffin can 20 cm3

168,11 €

DIAMOND COUNTERSINKS FOR GRANITE, MARBLE AND HARD CERAMICS

Ref. AVD

PVC | M14x2 | Dry Working | Diamond series

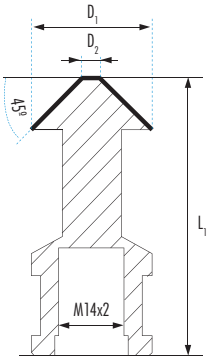



- These countersinks can work ceramics without water.
  Nevertheless, using with water increases heavily the performance.
- Female thread M14x2 on the back side to be fixed on an angle grinder.

	D1 mm	D2 mm	α	L1 mm		AVD €
AVD0630	6,30	1,50	90º	45	M14X2	**85,72**
AVD0830	8,30	2,00	90º	50	M14X2	**85,72**
AVD1040	10,40	2,50	90º	50	M14X2	**85,72**
AVD1240	12,40	2,80	90º	56	M14X2	**94,30**
AVD1650	16,50	3,20	90º	60	M14X2	**102,87**
AVD2050	20,50	3,50	90º	63	M14X2	**107,16**
AVD2500	25,00	3,80	90º	67	M14X2	**133,94**
AVD3100	31,00	4,20	90º	71	M14X2	**166,10**

GRIT EDGE HOLE SAW FOR NON METALLIC MATERIALS

Ref. MG

30 mm CUTTING CAPACITY



VERY CLEAN FINISHING

- Ideal for use in agglomerate and wood

ø mm	Carton		Blister	
	Ref.	€	Ref.	€
16	MG16	**13,60**	MG16B	**13,60**
19	MG19	**15,75**	MG19B	**15,75**
20	MG20	**17,71**	MG20B	**17,71**
22	MG22	**17,71**	MG22B	**17,71**
25	MG25	**18,55**	MG25B	**18,55**
29	MG29	**21,73**	MG29B	**21,73**
32	MG32	**24,59**	MG32B	**24,59**
35	MG35	**25,44**	MG35B	**25,44**
38	MG38	**27,49**	MG38B	**27,49**
44	MG44	**28,25**	MG44B	**28,25**
48	MG48	**30,26**	MG48B	**30,26**
51	MG51	**30,26**	MG51B	**30,26**
54	MG54	**30,06**	MG54B	**30,06**
57	MG57	**31,69**	MG57B	**31,69**
60	MG60	**33,92**	MG60B	**33,92**
64	MG64	**33,92**	MG64B	**33,92**
70	MG70	**39,07**	MG70B	**39,07**
76	MG76	**44,10**	MG76B	**44,10**
83	MG83	**45,04**	MG83B	**45,04**
86	MG86	**47,32**		
95	MG95	**50,04**		
102	MG102	**50,99**		
114	MG114	**55,35**		

* Price does not include arbor nor pilot drill.

HEXAGONAL SHANK ARBORS FOR Ref. MG HOLESAWS

	ø mm	PACKAGING	€
B5519-CM	16 - 29	Box	**11,02**
B5546-CM	32 - 114	Box	**18,78**
B5519-CMS	16 - 29	Blister	**11,02**
B5546-CMS	32 - 114	Blister	**18,78**

CARBIDE TIPPED PILOT DRILLS
ø 6,35 mm

	LTmm	PACKAGING	€
B8537	82 mm	Box	**2,72**
B8538	97 mm	Box	**2,72**
B8537S	82 mm	Blister	**5,01**
B8538S	97 mm	Blister	**5,01**

MASTER-GRIT HOLESAWS BOXES

Ref. MG9573

Ref. MG9572

MG9571 6 Holesaws MG:
22 - 35 - 51 - 60 - 64 - 70 mm

Content:
1 Arbor Ref. B5519-CM ⬡ 9,5 Capacity 14-30
1 Arbor Ref. B5546-CM ⬡ 9,5 Capacity 32-250
1 Arbor adapter Ref. B5511

186,08 €

MG9572 10 Holesaws MG:
20-22-25-32-35-38-44-60-70-76 mm

Content:
1 Arbor Ref. B5519-CM ⬡ 9,5 Capacity 14-30
1 Arbor Ref. B5546-CM ⬡ 9,5 Capacity 32-250
1 Arbor adapter Ref. B5511

201,35 €

MG9573 7 Holesaws MG:
20 - 25 - 29 - 38 - 44 - 60 - 70 mm

Content:
1 Arbor Ref. B5519-CM ⬡ 9,5 Capacity 14-30
1 Arbor Ref. B5546-CM ⬡ 9,5 Capacity 32-250
1 Arbor adapter Ref. B5511

176,48 €

HIGH PERFORMANCE CARBIDE TIPPED HOLESAW FOR WOOD

Ref. CM

CARBIDE TIPPED

60 mm CUTTING CAPACITY

- High cutting speed.
- Great lateral chip evacuation.
- Long life even in abrasive material.
- Optimal hole finishing.
- Exclusively in rotary mode, no hammer.

	CM	
	Ø mm	€
CM022	22	30,59
CM025	25	33,08
CM027	27	34,62
CM030	30	38,04
CM032	32	41,30
CM035	35	41,30
CM038	38	49,51
CM040	40	49,51
CM045	45	53,70
CM050	50	58,58
CM055	55	61,62
CM060	60	67,07
CM062	62	75,54
CM065	65	75,54
CM068	68	83,20
CM070	70	86,25
CM075	75	98,60
CM080	80	98,60
CM090	90	108,70
CM095	95	121,76
CM100	100	121,76
CM110	110	143,20
CM120	120	160,78
CM125	125	170,87
CM130	130	194,98
CM140	140	218,57
CM150	150	225,52
CM160	160	242,14

* Price includes arbor and pilot drill

CUTTING SPEED	
CAPACITY Ø mm	R.P.M.
22 - 27	2.800
30 - 38	2.300
40 - 50	1.800
55 - 60	1.500
62 - 80	1.000
90 - 100	700
108 - 125	500

ARBORS FOR WOOD HOLESAWS

Ref. CMB5520

Ref. CMB5545

Ref. CMB5556SDS

	DESCRIPTION	€
CMB5520	Straight shank 11 mm Ø 22 - 32 mm	15,63
CMB5529SDS	Straight shank Ø 35 - 125 mm	17,71
CMB5545	SDS PLUS shank 11 mm Ø 45 - 160 mm	21,12
CMB5556SDS	SDS PLUS shank Ø 45 - 160 mm	32,77

PILOT DRILL Ø 6,35 x 107 mm

Ref. B8535

B8535
3,06 €

CIRCLE CUTTING HOLE CUTTERS

200 mm

DRYWALL CAST

- Multipurpose circle cutting hole cutters with adjustable blade.
- To cut large circles in ceilings, walls, and floors.
- Chip holding system to allow clean work.
- Works in aluminium, brass and metal up to 1 mm thickness.
- Minimum cutting diameter: 40mm
- Blade CL12-BT002 installed and CL12-BH002 provided in the case.



CIRCLE CUTTING HOLE CUTTERS 200 mm

TB-9600-200	248,44 €

SPARE PARTS

CL12-BT002

CL12-BH002

	DESCRIPTION	€
CL12-BH002	Blade for wood, pladur, laminated panels, etc	20,69
CL12-BT002	Blade for plaster and metals up to 1mm thickness	26,19

CIRCLE CUTTING HOLE CUTTERS

220 mm & 285 mm

DRYWALL
CAST

- Multipurpose circle cutting hole cutters with adjustable blade.
- To cut large circles in ceilings, walls, and floors.
- Chip holding system to allow clean work.
- Works in aluminium, brass and metal up to 1 mm thickness.
- Minimum cutting diameter: 40mm
- Blade CL12HSS installed

CIRCLE CUTTING HOLE CUTTERS 220 mm

CL220
260,09 €

CIRCLE CUTTING HOLE CUTTERS 285 mm

CL285
299,11 €

SPARE PARTS

CL12HSS: Blade for wood, plaster, laminated panels, etc

CL12WID: Blade metals up to 1mm thickness

	DESCRIPTION	€
CL1	Hexagonal nut 220 / 285	9,49
CL2	Compression spring 220 / 285	2,68
CL3-220	Cowl with bearing 220	94,92
CL3-285	Cowl with bearing 285	141,33
CL4	Allen key 220/285 (3 mm)	2,69
CL5	Fixed plate 220 / 285	18,49
CL6	Adjusting plate 220 / 285	7,91
CL7	Adjusting rod 220 / 285	5,35
CL8-220	Vertical axle 220	42,23
CL8-285	Vertical axle 285	44,88
CL9	Combination wrench 220 / 285	7,91
CL10A	Balance f/cl220-cl285-cl410 of 33 mm.	3,80
CL10B	Balance f/cl220-cl285-cl410 of 40 mm.	4,32
CL10C	Balance f/cl220-cl285-cl410 of 56 mm.	5,02
CL10D-220	Balance f/cl220 of 74 mm.	5,35
CL10D-285	Balance f/cl285-cl410 of 74 mm.	5,35
CL10E	Balance f/cl285-cl410 of 95 mm.	6,91
CL10F	Balance f/cl285-cl410 of 120 mm.	9,17
CL10-285	Balance cl285 (6pcs)	15,72
CL11-220	Transversal axle for 220	18,49
CL11-285	Transversal axle for 285	26,08
CL12HSS	Blade for wood, pladur, laminated panels	21,15
CL12WID	Blade metals up to 1mm thickness	27,72
CL13-220	Pilot drill 220	17,64
CL13-285	Pilot drill 285	18,24
CL14	HSS pilot drill 285	20,00

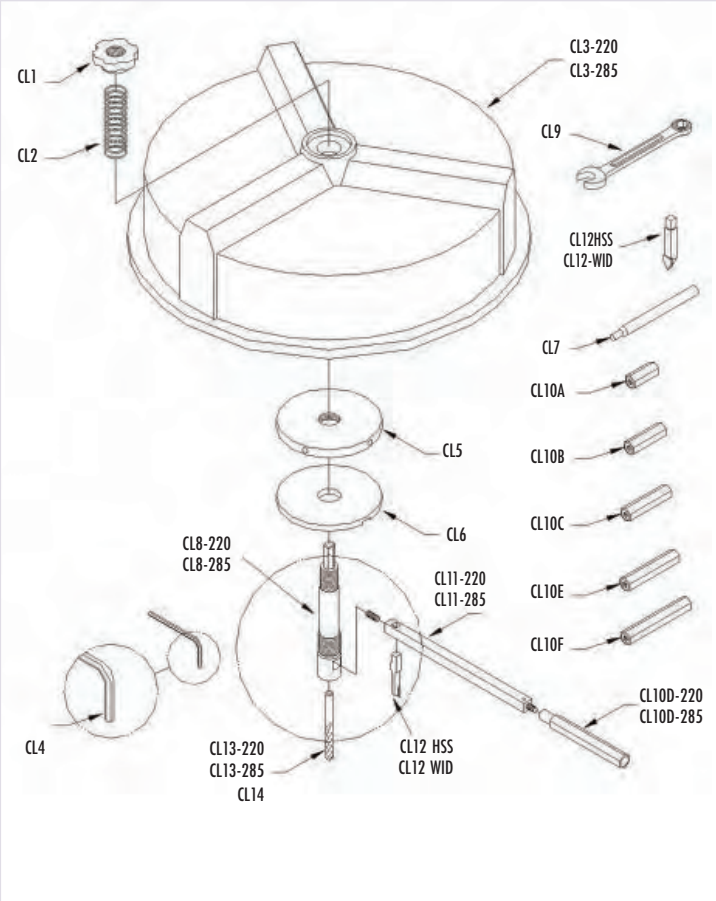

CIRCLE CUTTING HOLE CUTTERS

410 mm

DRYWALL CAST



- For bigger diameters.
- High resistant carbide tip with innovative geometry.
- Better hole finishing.
- The spare parts of holesaws 163 mm, 200 mm, 220 mm & 285 mm are valid for CL410 with exception of balances CL10G and CL10H.
- Blade CL12HSS installed

CIRCLE CUTTING HOLE CUTTERS 410 mm

CL410
508,58 €

SPARE PARTS

CL12HSS: blade for wood, plaster, laminated panels, etc

CL12WID: blade metals up to 1mm thickness

	DESCRIPTION	€
CL1	Hexagonal nut 220 / 285 & 410	9,49
CL2	Compression spring 220, 285 & 410	2,68
CL3-410	Cowl with bearing 410	171,50
CL4	Allen key 220/285 (3 mm)	2,69
CL5	Fixed plate 220, 285 & 410	18,49
CL6	Adjusting plate 220, 285 & 410	7,91
CL7	Vertical axle 220, 285 & 410	5,35
CL8-410	Vertical axle 410	63,27
CL9	Combination wrench 220, 285 & 410	7,91
CL10A	Balance p/cl220-cl285-cl410 of 33 mm	3,80
CL10B	Balance p/cl220-cl285-cl410 of 40 mm	4,32
CL10C	Balance p/cl220-cl285-cl410 of 56 mm	5,02
CL10E	Balance p/cl285-cl410 of 95 mm	6,91
CL10F	Balance p/cl285-cl410 of 120 mm	9,17
CL10G	Balance p/cl410 of 145 mm	11,34
CL10H	Balance p/cl410 d of e 175 mm	14,34
CL11-410	Transversal axle for cl410	37,84
CL12HSS	Cutter	21,15
CL12WID	Cutter	27,72
CL13-285	Solid carbide drill guide 285 & 410	18,24
CL14	HSS pilot drill 285 & 410	20,00

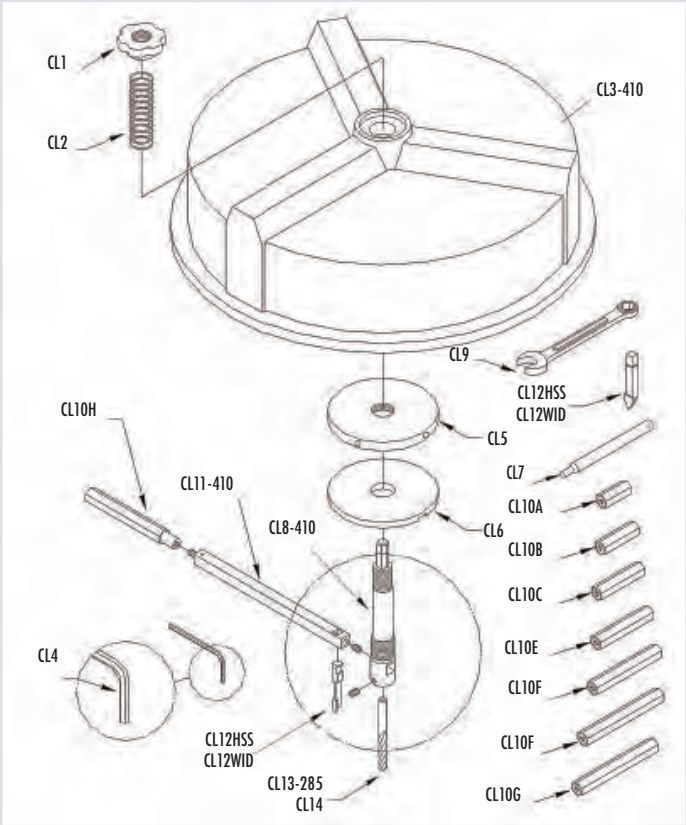

DIAMOND HOLESAW FOR CONCRETE WITH REBARS WITH QUICK CHANGE POLY-CLIC

Ref. **CDH**

150 mm CUTTING CAPACITY

- Exclusively in rotary mode, no hammer.
- Must be used with water cooling.
- High speed (2500-3000 R.P.M.).
- Remove the drill when the CORE BIT has already penetrated in the material.
- We recommend to use the GCD guide for holesaws.
- Remove diamond holesaw from the hole in rotary movement in order to avoid tip breakages.

1- Use Center pin to start drilling



2- We remove the center pin when the CORE BIT has penetrated slightly.

		CDH
	Ø mm	€
CDH29	29	**193,80** *
CDH32	32	**193,80** *
CDH35	35	**193,80** *
CDH38	38	**193,80** *
CDH45	45	**193,80** *
CDH50	50	**214,85** *
CDH65	65	**242,24** *
CDH70	70	**263,30** *
CDH75	75	**284,38** *
CDH90	90	**351,76** *
CDH100	100	**431,82** *
CDH120	120	**463,41** *
CDH170	170	**642,45** *
CDH220	220	**859,41** *

Price does not include arbor nor center pin.

* Till end of stock

ACCESSORIES

	DESCRIPTION	CAPACITY	€
CDHAPH	Hexagonal shank short	25 - 45	**210,64** *
CDHAPSDS	SDS PLUS short	25 - 45	**210,64** *
CDHAPH300	SDS PLUS 300mm	25 - 45	**221,17** *
CDHAGH	Hexagonal shank short	50 - 220	**242,24** *
CDHAGSDS	SDS PLUS short	50 - 220	**242,24** *
CDHAGH300	Hexagonal 300mm	50 - 220	**263,30** *
CDHBP	centering pin	25 - 220	**29,48** *

* Till end of stock

CAN FOR COOLING

	GBP
Capacity: 1,1 l.	**9,73 €**

BLUE-MASTER® by celesa

2026 PRICE LIST

GROSS PRICE 2025 + 7%

Effective from 4 May 2026

CUTTING TOOLS INCHES

DRILLS FOR METAL

DIN 338

	BC2P			BC5P			BC95P		
	118°		70 Kg/mm²	135°		120 Kg/mm²	130°		INOX
	HSS	OX	€	HSSCo	GOLD	€	HSSCo	GOLD OX	€
1/32"	BC2P1/32		2,32	BC5P1/32		2,84	BC95P1/32		2,96
3/64"	BC2P3/64		1,94	BC5P3/64		2,98	BC95P3/64		2,96
1/16"	BC2P1/16		1,66	BC5P1/16		3,04	BC95P1/16		2,96
5/64"	BC2P5/64		1,47	BC5P5/64		2,98	BC95P5/64		2,77
3/32"	BC2P3/32		1,55	BC5P3/32		2,93	BC95P3/32		2,77
7/64"	BC2P7/64		1,59	BC5P7/64		2,85	BC95P7/64		2,73
1/8"	BC2P1/8		1,39	BC5P1/8		2,72	BC95P1/8		2,71
9/64"	BC2P9/64		1,82	BC5P9/64		3,42	BC95P9/64		3,16
5/32"	BC2P5/32		1,88	BC5P5/32		3,42	BC95P5/32		3,53
11/64"	BC2P11/64		2,21	BC5P11/64		3,42	BC95P11/64		3,93
3/16"	BC2P3/16		2,02	BC5P3/16		3,55	BC95P3/16		4,19
13/64"	BC2P13/64		2,56	BC5P13/64		3,76	BC95P13/64		4,66
7/32"	BC2P7/32		3,35	BC5P7/32		5,22	BC95P7/32		4,89
15/64"	BC2P15/64		3,14	BC5P15/64		5,71	BC95P15/64		5,20
1/4"	BC2P1/4		2,90	BC5P1/4		5,85	BC95P1/4		5,65
17/64"	BC2P17/64		3,63	BC5P17/64		6,52	BC95P17/64		6,62
9/32"	BC2P9/32		5,68	BC5P9/32		8,89	BC95P9/32		7,70
19/64"	BC2P19/64		6,63	BC5P19/64		10,76	BC95P19/64		8,48
5/16"	BC2P5/16		6,08	BC5P5/16		10,74	BC95P5/16		9,02
21/64"	BC2P21/64		7,17	BC5P21/64		10,29	BC95P21/64		9,41
11/32"	BC2P11/32		6,89	BC5P11/32		12,27	BC95P11/32		11,99
23/64"	BC2P23/64		9,09	BC5P23/64		14,52	BC95P23/64		11,99
3/8"	BC2P3/8		6,26	BC5P3/8		10,64	BC95P3/8		12,42
25/64"	BC2P25/64		10,71	BC5P25/64		16,97	BC95P25/64		13,72
13/32"	BC2P13/32		10,71	BC5P13/32		19,64	BC95P13/32		13,72
27/64"	BC2P27/64		10,98	BC5P27/64		23,56	BC95P27/64		18,54
7/16"	BC2P7/16		13,28	BC5P7/16		25,87	BC95P7/16		20,46
29/64"	BC2P29/64		10,59	BC5P29/64		21,85	BC95P29/64		23,56
15/32"	BC2P15/32		14,27	BC5P15/32		26,83	BC95P15/32		25,25
31/64"	BC2P31/64		14,77	BC5P31/64		30,76	BC95P31/64		28,14
1/2"	BC2P1/2		15,08	BC5P1/2		32,57	BC95P1/2		28,54
33/64"	BC2P33/64		17,49	BC5P33/64		32,13			
17/32"	BC2P17/32		19,06	BC5P17/32		32,23			
35/64"	BC2P35/64		27,48	BC5P35/64		38,05			
9/16"	BC2P9/16		29,78	BC5P9/16		42,08			
37/64"	BC2P37/64		23,94	BC5P37/64		53,15			
19/32"	BC2P19/32		22,25	BC5P19/32		45,86			
39/64"	BC2P39/64		33,09	BC5P39/64		73,36			
5/8"	BC2P5/8		27,08	BC5P5/8		55,06			
*41/64"	BC2P41/64		30,65	BC5P41/64		56,55			
*21/32"	BC2P21/32		31,22	BC5P21/32		58,89			
*43/64"	BC2P43/64		31,27	BC5P43/64		62,01			
*11/16"	BC2P11/16		35,84	BC5P11/16		68,69			
*45/64"	BC2P45/64		39,54	BC5P45/64		72,63			
*23/32"	BC2P23/32		40,30	BC5P23/32		75,13			
*47/64"	BC2P47/64		42,10	BC5P47/64		82,64			
*3/4"	BC2P3/4		47,80	BC5P3/4		87,48			
*49/64"	BC2P49/64		49,44	BC5P49/64		94,14			
*25/32"	BC2P25/32		51,42	BC5P25/32		98,37			
*1"	BC2P1		103,88	BC5P1		207,96			

* Reduced Shank 1/2"

10 Uds. Ø 1/32" -Ø 13/32"

6 Uds. Ø 27/64" -Ø 9/16"

1 Ud. Ø 37/64"-Ø 1"

Ref. BC2P

Ref. BC5P

Ref. BC95P

TWIST DRILLS IN METAL AND PLASTIC BOXES

DIN 338 **HSS**

(Ref. BC2P drills)

REFERENCE	DP7021	DP7029
QUANTITY	21	29
QUALITY	HSS	HSS
CONTENT	Ø 1/16-3/8"	Ø 1/16-1/2"
PRICE €	77,64	177,04

DIN 338 **HSS**

(Ref. BC2P drills)

REFERENCE	PP7021	PP7029
QUANTITY	21	29
QUALITY	HSS	HSS
CONTENT	Ø 1/16-3/8"	Ø 1/16-1/2"
PRICE €	77,64	177,04

HSSCo 5%

(Ref. BC5P drills)

REFERENCE	DCP7021	DCP7029
QUANTITY	21	29
QUALITY	HSSCo	HSSCo
CONTENT	Ø 1/16-3/8"	Ø 1/16-1/2"
PRICE €	130,66	324,59

HSSCo 5%

(Ref. BC5P drills)

REFERENCE	PCP7021	PCP7029
QUANTITY	21	29
QUALITY	HSSCo	HSSCo
CONTENT	Ø 1/16-3/8"	Ø 1/16-1/2"
PRICE €	130,66	324,59

SOLID CARBIDE END MILLS

INOX
Al
Ti

Ref. FMT48P
Ref. FMT2P

SOLID CARBIDE | 30° N | 44 HRc | STRAIGHT | TiAlSiN

4 Z | 2 Z

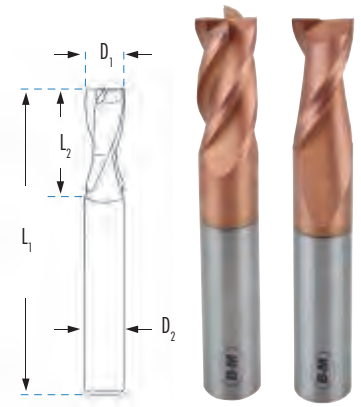

FMT48P FMT2P

D1	L2	D2	L1	FMT48P €	FMT2P €
1/32	3/32	1/8	1.1/2	39,21	39,21
3/64	1/8	1/8	1.1/2	39,21	39,21
1/16	1/4	1/8	1.1/2	31,39	31,39
5/64	1/4	1/8	1.1/2	30,68	30,68
3/32	3/8	1/8	1.1/2	25,83	25,83
7/64	3/8	1/8	1.1/2	25,83	25,83
1/8	1/2	1/8	1.1/2	25,83	25,83
9/64	9/16	3/16	2	29,45	29,45
5/32	9/16	3/16	2	29,45	29,45
11/64	9/16	3/16	2	29,45	29,45
3/16	5/8	3/16	2	37,19	37,19
13/64	5/8	1/4	2.1/2	43,17	43,17
7/32	5/8	1/4	2.1/2	43,17	43,17
15/64	3/4	1/4	2.1/2	43,17	43,17
1/4	3/4	1/4	2.1/2	41,41	41,41
17/64	7/8	5/16	2.1/2	57,26	57,26
9/32	7/8	5/16	2.1/2	57,26	57,26
19/64	7/8	5/16	2.1/2	57,26	57,26
5/16	7/8	5/16	2.1/2	49,67	49,67

D1	L2	D2	L1	FMT48P €	FMT2P €
21/64	7/8	3/8	2.1/2	80,48	80,48
11/32	7/8	3/8	2.1/2	80,48	80,48
23/64	7/8	3/8	2.1/2	80,48	80,48
3/8	7/8	3/8	2.1/2	79,17	79,17
25/64	7/8	7/16	2.1/2	106,18	106,18
13/32	7/8	7/16	2.1/2	106,18	106,18
27/64	7/8	7/16	2.1/2	106,18	106,18
7/16	1	7/16	2.1/2	106,18	106,18
29/64	1	1/2	3	116,60	116,60
15/32	1	1/2	3	116,60	116,60
31/64	1	1/2	3	116,60	116,60
1/2	1	1/2	3	105,99	105,99
9/16	1.1/4	9/16	3.1/2	155,42	155,42
5/8	1.1/4	5/8	3.1/2	203,91	203,91
3/4	1.1/2	3/4	4	298,70	298,70
7/8	1.1/2	7/8	4	292,11	292,11
1	1.1/2	1	4	440,83	440,83
1.1/4	2	1.1/4	4.1/2	2.107,66	2.107,66

CONSTRUCTION DRILL BITS

Ref. BW6P
Ref. BW1P

DIN 8039

PROFESSIONAL SERIES

Ref. BW6P

STANDARD SERIES

Ref. BW1P

	BW6P	€	BW1P	€
1/8"	BW6P1/8	3,59	BW1P1/8	1,41
5/32"	BW6P5/32	3,59	BW1P5/32	1,43
3/16"	BW6P3/16	3,64	BW1P3/16	1,56
1/4"	BW6P1/4	4,02	BW1P1/4	1,73
9/32"	BW6P9/32	4,62	BW1P9/32	2,05
5/16"	BW6P5/16	4,88	BW1P5/16	2,26
11/32"	BW6P11/32	6,00	BW1P11/32	2,60
3/8"	BW6P3/8	6,86	BW1P3/8	2,76
7/16"	BW6P7/16	8,93	BW1P7/16	4,03
15/32"	BW6P15/32	10,52	BW1P15/32	4,67
1/2"	BW6P1/2	12,72	BW1P1/2	5,35
*9/16"	BW6P9/16	15,37	BW1P9/16	6,84
*19/32"	BW6P19/32	17,87	BW1P19/32	8,83
*5/8"	BW6P5/8	19,47	BW1P5/8	10,19
*11/16"	BW6P11/16	24,28	BW1P11/16	12,11
*3/4"	BW6P3/4	31,81	BW1P3/4	14,87
*7/8"	BW6P7/8	36,11	BW1P7/8	17,31
*1"	BW6P1	58,29	BW1P1	21,59

* Reduced Shank 1/2"

CONSTRUCTION DRILL BITS

Ref. W05P

SDS Plus

Ref. W05P

W05P

	L1 x L2"							
	4"x 2"	6"x 4"	8"x 6"	10"x 8"	12"x 10"	18"x 16"	24" x 22"	39" x 37"
D1	€	€	€	€	€	€	€	€
1/8 "	17,21	19,32						
9/64"	15,04	15,40						
5/32"	7,23	12,32						
13/64"	5,93	7,54	11,97		18,26			
7/32"	6,92	8,02	14,35	20,04				
15/64"	6,10	7,04	10,58	15,70		35,63		
1/4"	7,78	8,60	16,41	16,80	21,63			
9/32"	7,78	8,60	13,78	18,13	22,91	32,65		
5/16"	7,67	7,74	9,78	14,23	21,72	28,51	49,58	
23/64"		9,92	12,67	14,53				
3/8"		12,20						
25/64"	8,24	9,60	11,65	14,74	19,81	30,59	44,93	117,82
7/16"		11,88	14,45	16,25	22,95			
15/32"		10,77	13,25	16,31	24,23	31,75	46,35	119,36
1/2"		16,99	22,12	22,83	24,36	36,36		
35/64"		18,77	19,12	21,35	28,52	34,28	50,94	120,73
19/32"		19,62	23,36	25,41		41,75		
5/8"		21,21	23,93	26,32	29,79	40,77	54,77	137,07
43/64"			32,14					
45/64"			32,38	34,25	43,15	46,56	75,34	164,19
3/4"			39,56		48,97	63,36		
25/32"			37,00	39,36	50,85	60,25	83,46	172,82
7/8"				50,16	55,36	66,72	108,49	177,61
29/32"				58,99				
15/16"				58,99		82,84		
1"				63,22	73,40	86,36	110,40	194,56

W05P - 10 UNITS

	L1 x L2"		
	4"x 2"	6"x 4"	8"x 6"
D1	€	€	€
13/64"	53,37	67,86	
15/64"	54,90	63,36	95,22
5/16"	69,03	69,66	88,02
25/64"	74,16	86,40	104,85
15/32"		96,93	119,25

W05P - 50 UNITS

	L_1 x L_2"
	6"x 4"
D1	€
15/64"	299,20
5/16"	328,95

CONSTRUCTION DRILL BITS

Ref. W55P

SDS Plus

	W55P								
	L1 x L2"								
	4"x 2"	6"x 4"	8"x 6"	10"x 8"	12"x 10"	18"x 16"	24" x 22"	32" x 30"	39" x 37"
D1	€	€	€	€	€	€	€	€	€
13/64"	8,24	10,26	15,39	17,67	23,17				
15/64"	8,45	10,27	14,17	16,96	23,26	37,98			
1/4"	10,20	10,80	17,99	18,35	23,40				
5/16"	10,65	10,87	15,45	17,60	25,12	36,62	61,29		
25/64"	11,42	13,23	17,28	20,31	29,33	40,43	58,89	120,66	128,78
15/32"		14,94	18,39	22,92	30,79	44,06	67,58		123,42
35/64"		21,92	26,50	29,63	35,96	47,57	72,44		137,87
5/8"				36,22		56,13	78,38	103,91	145,93
45/64"				50,46		64,07	107,83		174,81
25/32"				54,01		82,95	119,47		183,99
7/8"				62,65		91,82	149,30		189,09
15/16"				73,69		114,01	166,11		202,25
1"				92,42		104,30	173,25		215,42
1.1/8"				168,34		180,91	222,48		220,69
1.3/16"				201,65		231,12	284,23		275,75

Ref. AXP

SDS Max

	AXP										
	L1 x L2"										
D1	12"x10"	13"x11"	20"x18"	21"x19"	28"x26"	29"x27"	36"x34"	37"x35"	52"x50"	53"x51"	59"x57"
	€	€	€	€	€	€	€	€	€	€	€
15/32"		83,27		98,13		124,22		181,32			
33/64"		91,83		103,40							
9/16"		90,49		103,50		146,71		189,14			
19/32"		94,95		115,51							
5/8"		113,40		128,63		152,06		190,67		422,08	
43/64"		120,07		137,11							
45/64"		117,36		139,63	166,95			193,46	430,37		
3/4"	127,38		142,44								
25/32"	119,65		142,44		191,17		219,91		401,07		
7/8"	132,56		152,38		195,38		230,87		442,71		
15/16"	138,48		162,23								441,15
1"	142,88		163,23		219,35		253,22		460,96		601,32
1.1/8"	175,68		188,60		241,96		302,94		525,77		655,36
1.1/4"	203,03		237,45		285,74		345,88		580,35		659,39
1.3/8"			255,38		290,22		414,93		613,37		
1.1/2"			318,36		377,66						
1.5/8"			368,78		436,73		455,96		730,58		876,68
1.3/4"			481,25								1.013,18
2"			558,28								

2 EDGED POINT EXECUTION

Ref. AXP

	AXP	
	L1 x L2"	
D1	23"	39"
	€	€
1.3/4"	567,45	611,14
2.1/4"	635,17	697,84
2.1/2"	702,42	789,39
3.1/4"	821,93	960,97

BLUE-MASTER® by celesa

BLISTER & PLASTIC POUCH PACKAGING

BLUE-MASTER by celesa

Display

Grey



CYLINDRICAL SHANK TWIST DRILL DIN 338 IN POUCH AND BLISTER



Ref. BC2B
Ref. BC2F

DIN 338 | HSS | 118° | 30° "N" | OX | 70 Kg/mm²

Ø mm	L1 x L2 mm		BC2B €
1,00	34 x 12	2	5,19
1,50	40 x 18	2	4,77
2,00	49 x 24	2	4,39
2,50	57 x 30	2	4,30
3,00	61 x 33	2	4,30
3,30	65 x 36	2	4,87
3,50	70 x 39	2	4,25
4,00	75 x 43	2	4,51
4,20	75 x 43	1	3,20
4,50	80 x 47	1	3,27
5,00	86 x 52	1	3,36
5,50	93 x 57	1	4,23
5,75	93 x 57	1	4,97
6,00	93 x 57	1	4,12
6,50	101 x 63	1	4,57
6,75	109 x 69	1	5,88
7,00	109 x 69	1	5,47

Blister: 190x60 mm.

Ø mm	L1 x L2 mm		BC2B €
7,50	109 x 69	1	5,78
8,00	117 x 75	1	6,39
8,50	117 x 75	1	6,66
9,00	125 x 81	1	8,22
9,50	125 x 81	1	8,60
10,00	133 x 87	1	9,71
10,25	133 x 87	1	12,54
10,50	133 x 87	1	11,58
11,00	142 x 94	1	12,89
11,50	142 x 94	1	13,80
12,00	151 x 101	1	15,18
12,50	151 x 101	1	16,46
13,00	151 x 101	1	17,05
13,50	160 x 108	1	24,12
14,00	160 x 108	1	26,71

Blister: 230x60 mm.

Ø mm	L1 x L2 mm		BC2F €
1,00	34 x 12	2	4,34
1,50	40 x 18	2	3,47
2,00	49 x 24	2	3,19
2,50	57 x 30	2	3,43
3,00	61 x 33	2	3,12
3,25	65 x 36	2	3,56
3,50	70 x 39	2	3,44
4,00	75 x 43	2	3,74
4,25	75 x 43	1	2,24
4,50	80 x 47	1	2,37
5,00	86 x 52	1	2,45
5,25	86 x 52	1	3,32
5,50	93 x 57	1	3,18
5,75	93 x 57	1	4,28

Ø mm	L_1 x L_2 mm		BC2F €
6,00	93 x 57	1	3,30
6,50	101 x 63	1	3,66
6,75	109 x 69	1	4,72
7,00	109 x 69	1	4,54
7,50	109 x 69	1	4,70
8,00	117 x 75	1	5,44
8,50	117 x 75	1	5,78
9,00	125 x 81	1	7,47
9,50	125 x 81	1	8,14
10,00	133 x 87	1	8,53
10,50	133 x 87	1	10,60
11,00	142 x 94	1	12,14
12,00	151 x 101	1	14,51
13,00	151 x 101	1	16,72

Recommended R.P.M.

METAL	Ø 2	Ø 4	Ø 6	Ø 8	Ø 10	Ø 12
Soft	3000	1600	950	800	630	450
Medium	2200	1200	725	625	490	375
Hard	1400	800	500	450	350	300

On demand, we can provide our package with an electromagnetic anti-theft system with an additional unitary charge of 0,07 €. They can be placed in all the products or randomly.



CYLINDRICAL SHANK TWIST DRILL DIN 338 IN POUCH AND BLISTER



Ref. BC02B
Ref. BC02F

DIN 338 | HSS-G Plus | 118° | 30° "N" | OX GOLD | 70 Kg/mm²

Ø mm	L1 x L2 mm		BC02B €
1,00	34 x 12	2	5,98
1,50	40 x 18	2	5,69
2,00	49 x 24	2	4,55
2,50	57 x 30	2	4,55
3,00	61 x 33	2	4,61
3,30	65 x 36	2	5,15
3,50	70 x 39	2	4,53
4,00	75 x 43	2	5,17
4,20	75 x 43	1	3,42
4,50	80 x 47	1	3,46
5,00	86 x 52	1	3,61
5,50	93 x 57	1	4,49
5,75	93 x 57	1	5,69
6,00	93 x 57	1	4,49
6,50	101 x 63	1	5,34
6,75	109 x 69	1	6,43
7,00	109 x 69	1	6,43

Blister: 190x60 mm.

Ø mm	L1 x L2 mm		BC02B €
7,50	109 x 69	1	6,39
8,00	117 x 75	1	6,90
8,50	117 x 75	1	8,10
9,00	125 x 81	1	9,03
9,50	125 x 81	1	9,64
10,00	133 x 87	1	10,67
10,25	133 x 87	1	15,31
10,50	133 x 87	1	12,44
11,00	142 x 94	1	14,22
11,50	142 x 94	1	15,10
12,00	151 x 101	1	16,68
12,50	151 x 101	1	17,96
13,00	151 x 101	1	18,88
13,50	160 x 108	1	25,83
14,00	160 x 108	1	28,96

Blister: 230x60 mm.

Ø mm	L1 x L2 mm		BC02F €
1,00	34 x 12	2	4,86
1,50	40 x 18	2	4,50
2,00	49 x 24	2	3,72
2,50	57 x 30	2	4,08
3,00	61 x 33	2	3,53
3,25	65 x 36	2	3,87
3,50	70 x 39	2	3,87
4,00	75 x 43	2	4,34
4,25	75 x 43	1	2,46
4,50	80 x 47	1	2,53
5,00	86 x 52	1	2,72
5,25	86 x 52	1	3,67
5,50	93 x 57	1	3,56
5,75	93 x 57	1	4,76

Ø mm	L1 x L2 mm		BC02F €
6,00	93 x 57	1	3,77
6,50	101 x 63	1	4,33
6,75	109 x 69	1	5,35
7,00	109 x 69	1	5,13
7,50	109 x 69	1	5,37
8,00	117 x 75	1	6,20
8,50	117 x 75	1	6,84
9,00	125 x 81	1	8,34
9,50	125 x 81	1	9,04
10,00	133 x 87	1	9,80
10,50	133 x 87	1	11,92
11,00	142 x 94	1	13,74
12,00	151 x 101	1	16,18
13,00	151 x 101	1	18,51

Recommended R.P.M.

METAL	Ø 2	Ø 4	Ø 6	Ø 8	Ø 10	Ø 12
Soft	3000	1600	950	800	630	450
Medium	2200	1200	725	625	490	375
Hard	1400	800	500	450	350	300

On demand, we can provide our package with an electromagnetic anti-theft system with an additional unitary charge of 0,07 €. They can be placed in all the products or randomly.

BLUE-MASTER by celesa

Display

Grey



CYLINDRICAL SHANK TWIST DRILL DIN 338 IN POUCH AND BLISTER



Ref. BC99B
Ref. BC99P

DIN 338 | HSSCo 5% | 135° | 30° "N" | GOLD | 120 Kg/mm²

Ø mm	L1 x L2 mm		BC5B €
1,00	34 x 12	2	**6,90**
1,50	40 x 18	2	**6,31**
2,00	49 x 24	2	**6,74**
2,50	57 x 30	2	**6,58**
3,00	61 x 33	2	**6,39**
3,30	65 x 36	2	**7,17**
3,50	70 x 39	2	**7,33**
4,00	75 x 43	2	**7,59**
4,20	75 x 43	1	**4,67**
4,50	80 x 47	1	**4,96**
5,00	86 x 52	1	**4,97**
5,50	93 x 57	1	**6,07**
5,75	93 x 57	1	**6,70**
6,00	93 x 57	1	**6,44**
6,50	101 x 63	1	**7,55**
6,75	109 x 69	1	**8,66**
7,00	109 x 69	1	**8,25**

Blister: 190x60 mm.

Ø mm	L1 x L2 mm		BC5B €
7,50	109 x 69	1	**9,08**
8,00	117 x 75	1	**10,11**
8,50	117 x 75	1	**11,01**
9,00	125 x 81	1	**13,35**
9,50	125 x 81	1	**13,44**
10,00	133 x 87	1	**14,98**
10,25	133 x 87	1	**24,51**
10,50	133 x 87	1	**21,33**
11,00	142 x 94	1	**23,59**
11,50	142 x 94	1	**27,15**
12,00	151 x 101	1	**28,87**
12,50	151 x 101	1	**34,95**
13,00	151 x 101	1	**35,40**
13,50	160 x 108	1	**38,84**
14,00	160 x 108	1	**38,84**

Blister: 230x60 mm.

Ø mm	L1 x L2 mm		BC5F €
1,00	34 x 12	2	**5,98**
1,50	40 x 18	2	**5,61**
2,00	49 x 24	2	**5,98**
2,50	57 x 30	2	**5,69**
3,00	61 x 33	2	**5,47**
3,25	65 x 36	2	**6,45**
3,50	70 x 39	2	**6,43**
4,00	75 x 43	2	**6,77**
4,25	75 x 43	1	**3,87**
4,50	80 x 47	1	**3,98**
5,00	86 x 52	1	**4,06**
5,25	86 x 52	1	**4,97**
5,50	93 x 57	1	**5,19**
5,75	93 x 57	1	**5,84**

Ø mm	L1 x L2 mm		BC5F €
6,00	93 x 57	1	**5,55**
6,50	101 x 63	1	**6,43**
6,75	109 x 69	1	**7,53**
7,00	109 x 69	1	**7,07**
7,50	109 x 69	1	**7,45**
8,00	117 x 75	1	**8,80**
8,50	117 x 75	1	**9,09**
9,00	125 x 81	1	**11,80**
9,50	125 x 81	1	**12,14**
10,00	133 x 87	1	**13,25**
10,50	133 x 87	1	**19,11**
11,00	142 x 94	1	**20,72**
12,00	151 x 101	1	**26,13**
13,00	151 x 101	1	**32,96**

Recommended R.P.M.

METAL	Ø 2	Ø 4	Ø 6	Ø 8	Ø 10	Ø 12
Soft	4000	2000	1300	1000	800	700
Medium	3200	1600	1000	800	650	550
Hard	2300	1100	1700	600	475	350

On demand, we can provide our package with an electromagnetic anti-theft system with an additional unitary charge of 0,07 €. They can be placed in all the products or randomly.

REDUCED SHANK TWIST DRILL IN TELESCOPIC PACKAGE



Ref. BC9P | DIN 338 | HSS | 118° | 30° "N" | OX | 70 Kg/mm² | 12,70

Ø 12,70 mm. Reduced shank

	Ø mm	$L_1 \times L_2$ mm		BC9P €
14x169mm	13,50	160 x 108	1	31,92
	14,00	160 x 108	1	33,90
	14,50	169 x 114	1	36,66
Quadro pack: 20x205 mm	15,00	169 x 114	1	37,01
	15,50	178 x 120	1	42,73
	16,00	178 x 120	1	44,29
	16,50	184 x 125	1	49,62
	17,00	184 x 125	1	49,62
	17,50	191 x 130	1	56,45
	18,00	191 x 130	1	59,51
	18,50	198 x 135	1	63,61
	19,00	198 x 135	1	63,61
	19,50	205 x 140	1	69,20
	20,00	205 x 140	1	80,24
	20,50	205 x 140	1	89,60
	21,00	205 x 140	1	83,39

	Ø mm	$L_1 \times L_2$ mm		BC9P €
Quadro pack: 26x258 mm	21,50	209 x 140	1	96,98
	22,00	209 x 140	1	90,43
	22,50	214 x 140	1	96,73
	23,00	214 x 140	1	99,03
	23,50	220 x 145	1	109,93
	24,00	220 x 145	1	108,71
	24,50	225 x 150	1	117,12
	25,00	225 x 150	1	118,87
	26,00	243 x 157	1	142,59
32x273 mm	27,00	243 x 157	1	153,15
	28,00	253 x 167	1	158,46
	29,00	253 x 167	1	186,01
	30,00	258 x 171	1	195,52

Recommended R.P.M.

METAL	Ø 14	Ø 15	Ø 16	Ø 18	Ø 20
Soft	429	400	375	333	300
Medium	314	293	275	244	220
Hard	200	200	175	156	140



Ref. BC99P | DIN 338 | HSSCo 5% | 135° | 30° "N" | GOLD | 120 Kg/mm² | 12,70

Ø 12,70 mm Reduced shank

Recommended R.P.M.

METAL	Ø 14	Ø 15	Ø 16	Ø 18	Ø 20
Soft	571	533	500	444	400
Medium	457	427	400	356	320
Hard	329	287	271	256	230

	Ø mm	$L_1 \times L_2$ mm		BC99P €
14x169mm	13,50	160 x 108	1	51,75
	14,00	160 x 108	1	53,96
	14,50	169 x 114	1	72,31
Quadro pack: 20x205 mm	15,00	169 x 114	1	75,50
	15,50	178 x 120	1	81,92
	16,00	178 x 120	1	84,40
	16,50	184 x 125	1	96,23
	17,00	184 x 125	1	96,86
	17,50	191 x 130	1	105,59
	18,00	191 x 130	1	114,60
	18,50	198 x 135	1	127,86
	19,00	198 x 135	1	126,76
	19,50	205 x 140	1	140,45
	20,00	205 x 140	1	150,47

On demand, we can provide our package with an electromagnetic anti-theft system with an additional unitary charge of 0,07 €. They can be placed in all the products or randomly.

BLUE-MASTER by celesa

Display

Pink



CYLINDRICAL SHANK TWIST DRILL DIN 338 IN POUCH AND BLISTER



Ref. BC18B
Ref. BC18F

DIN 338 | HSS | 118° | 30° "N" | TiN | HIGH PERFORMANCE

Ø mm	L1 x L2 mm		BC18B €
1,00	34 x 12	2	6,44
1,50	40 x 18	2	5,52
2,00	49 x 24	2	5,55
2,50	57 x 30	2	6,03
3,00	61 x 33	2	5,61
3,30	65 x 36	2	6,82
3,50	70 x 39	2	6,46
4,00	75 x 43	2	6,99
4,20	75 x 43	1	4,12
4,50	80 x 47	1	4,07
5,00	86 x 52	1	4,09
5,50	93 x 57	1	4,74
5,75	93 x 57	1	5,43
6,00	93 x 57	1	4,68
6,50	101 x 63	1	7,97
6,75	109 x 69	1	8,95
7,00	109 x 69	1	8,34

Blister: 190x60 mm.

Ø mm	L1 x L2 mm		BC18B €
7,50	109 x 69	1	9,12
8,00	117 x 75	1	9,41
8,50	117 x 75	1	10,36
9,00	125 x 81	1	11,29
9,50	125 x 81	1	11,89
10,00	133 x 87	1	12,18
10,25	133 x 87	1	21,00
10,50	133 x 87	1	19,55
11,00	142 x 94	1	20,59
11,50	142 x 94	1	21,14
12,00	151 x 101	1	22,03
12,50	151 x 101	1	25,89
13,00	151 x 101	1	27,04
13,50	160 x 108	1	32,24
14,00	160 x 108	1	33,30

Blister: 230x60 mm.

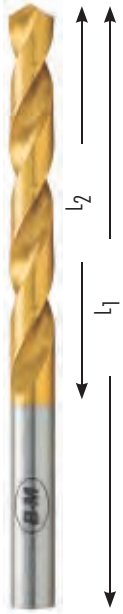

Ø mm	L_1 x L_2 mm		BC18F €
1,00	34 x 12	2	5,87
1,50	40 x 18	2	4,96
2,00	49 x 24	2	4,87
2,50	57 x 30	2	5,39
3,00	61 x 33	2	4,87
3,25	65 x 36	2	5,84
3,50	70 x 39	2	5,67
4,00	75 x 43	2	6,15
4,25	75 x 43	1	3,24
4,50	80 x 47	1	3,20
5,00	86 x 52	1	3,24
5,25	86 x 52	1	3,93
5,50	93 x 57	1	3,85
5,75	93 x 57	1	4,71

Ø mm	L_1 x L_2 mm		BC18F €
6,00	93 x 57	1	3,88
6,50	101 x 63	1	7,20
6,75	109 x 69	1	7,88
7,00	109 x 69	1	7,70
7,50	109 x 69	1	8,08
8,00	117 x 75	1	8,53
8,50	117 x 75	1	9,50
9,00	125 x 81	1	10,40
9,50	125 x 81	1	11,35
10,00	133 x 87	1	11,66
10,50	133 x 87	1	18,88
11,00	142 x 94	1	19,91
12,00	151 x 101	1	21,33
13,00	151 x 101	1	26,34

Recommended R.P.M.

METAL	Ø 2	Ø 4	Ø 6	Ø 8	Ø 10	Ø 12
Soft	4500	2400	1425	1200	950	675
Medium	3300	1800	1100	950	735	560
Hard	2100	1200	750	675	525	450

On demand, we can provide our package with an electromagnetic anti-theft system with an additional unitary charge of 0,07 €. They can be placed in all the products or randomly.

CYLINDRICAL SHANK TWIST DRILLS DIN 338 IN BLISTER & POUCH

Ref. BC95B

DIN 338 | HSSCo 5% | 130° | Ø ≥ 3 | OX GOLD | INOX

Ø mm	L1 x L2 mm		BC95B €
1,00	34 x 12	2	8,40
1,50	40 x 18	2	8,00
2,00	49 x 24	2	8,00
2,50	57 x 30	2	7,26
3,00	61 x 33	2	7,12
3,20	65 x 36	2	8,38
3,30	65 x 36	2	8,39
3,50	70 x 39	2	8,31
4,00	75 x 43	2	8,95
4,20	75 x 43	1	5,01
4,50	80 x 47	1	5,01
5,00	86 x 52	1	5,37
5,50	93 x 57	1	6,78
6,00	93 x 57	1	7,22
6,50	101 x 63	1	8,15
6,80	109 x 69	1	9,33
7,00	109 x 69	1	8,88

Blister: 190x60 mm.

Ø mm	L1 x L2 mm		BC95B €
7,50	109 x 69	1	9,47
8,00	117 x 75	1	11,09
8,50	117 x 75	1	11,57
9,00	125 x 81	1	14,74
9,50	125 x 81	1	16,97
10,00	133 x 87	1	18,31
10,20	133 x 87	1	23,73
10,50	133 x 87	1	23,73
11,00	142 x 94	1	25,78
11,50	142 x 94	1	29,09
12,00	151 x 101	1	30,90
12,50	151 x 101	1	36,85
13,00	151 x 101	1	37,36

Blister: 230x60 mm.

Ø mm	L1 x L2 mm		BC95F €
1,00	34 x 12	2	7,15
1,50	40 x 18	2	6,83
2,00	49 x 24	2	6,83
2,50	57 x 30	2	6,41
3,00	61 x 33	2	6,26
3,20	65 x 36	2	7,46
3,30	65 x 36	2	7,68
3,50	70 x 39	2	7,54
4,00	75 x 43	2	8,23
4,20	75 x 43	1	4,58
4,50	80 x 47	1	4,58
5,00	86 x 52	1	4,89
5,50	93 x 57	1	6,20
6,00	93 x 57	1	6,59
6,50	101 x 63	1	7,69

Ø mm	L1 x L2 mm		BC95F €
6,80	109 x 69	1	8,95
7,00	109 x 69	1	8,43
7,50	109 x 69	1	8,93
8,00	117 x 75	1	10,48
8,50	117 x 75	1	10,93
9,00	125 x 81	1	13,93
9,50	125 x 81	1	14,42
10,00	133 x 87	1	15,86
10,20	133 x 87	1	21,40
10,50	133 x 87	1	21,41
11,00	142 x 94	1	23,64
11,50	142 x 94	1	27,21
12,00	151 x 101	1	29,17
12,50	151 x 101	1	35,60
13,00	151 x 101	1	36,12

On demand, we can provide our package with an electromagnetic anti-theft system with an additional unitary charge of 0,07 €. They can be placed in all the products or randomly.

BLUE-MASTER by celesa

Display

Pink



XTURBO DRILLS WITH CENTERING POINT



Ref. BTX

DIN 338 | HSSCo 5% | TOL H8 | 120 Kg/mm² | Ø ≥ 3 | 135° | 38° "S" | INOX | TURBO

Ø mm	L1 x L2 mm		BTXB €
3,00	61 x 33	1	2,75
3,20	65 x 36	1	3,38
3,30	65 x 36	1	3,38
3,50	70 x 39	1	3,37
4,00	75 x 43	1	3,40
4,20	75 x 43	1	4,05
4,50	80 x 47	1	4,01
5,00	86 x 52	1	5,18
5,50	93 x 57	1	6,57
6,00	93 x 57	1	6,99
6,50	101 x 63	1	8,17
6,80	109 x 69	1	9,51
7,00	109 x 69	1	8,93

Blister: 190x60 mm.

Ø mm	L1 x L2 mm		BTXB €
7,50	109 x 69	1	9,48
8,00	117 x 75	1	11,11
8,50	117 x 75	1	11,59
9,00	125 x 81	1	14,18
9,50	125 x 81	1	14,92
10,00	133 x 87	1	16,42
10,20	133 x 87	1	21,26
10,50	133 x 87	1	21,27
11,00	142 x 94	1	23,47
11,50	142 x 94	1	26,33
12,00	151 x 101	1	28,22
12,50	151 x 101	1	35,05
13,00	151 x 101	1	35,57

Blister: 230x60 mm.

Ø mm	L1 x L2 mm		BTXF €
3,00	61 x 33	1	2,26
3,20	65 x 36	1	2,78
3,30	65 x 36	1	2,78
3,50	70 x 39	1	2,77
4,00	75 x 43	1	2,79
4,20	75 x 43	1	3,34
4,50	80 x 47	1	3,43
5,00	86 x 52	1	4,61
5,50	93 x 57	1	5,85
6,00	93 x 57	1	6,22
6,50	101 x 63	1	7,26
6,80	109 x 69	1	8,46
7,00	109 x 69	1	7,94

Ø mm	L1 x L2 mm		BTXF €
7,50	109 x 69	1	8,44
8,00	117 x 75	1	9,88
8,50	117 x 75	1	10,30
9,00	125 x 81	1	13,12
9,50	125 x 81	1	13,60
10,00	133 x 87	1	14,96
10,20	133 x 87	1	20,19
10,50	133 x 87	1	20,20
11,00	142 x 94	1	22,29
11,50	142 x 94	1	25,67
12,00	151 x 101	1	27,51
12,50	151 x 101	1	33,57
13,00	151 x 101	1	34,07

On demand, we can provide our package with an electromagnetic anti-theft system with an additional unitary charge of 0,07 €. They can be placed in all the products or randomly.

TTURBO DRILLS WITH CENTERING POINT



Ref. TTX

DIN 338 | HSS | TOL H8 | 80 Kg/mm² | Ø ≥ 3 | 135° | 38° "S" | TiAlSiN | TURBO

Ø mm	L1 x L2 mm		TTXB €
3,00	61 x 33	1	2,62
3,20	65 x 36	1	3,21
3,30	65 x 36	1	3,21
3,50	70 x 39	1	3,20
4,00	75 x 43	1	3,22
4,20	75 x 43	1	3,85
4,50	80 x 47	1	3,80
5,00	86 x 52	1	4,92
5,50	93 x 57	1	6,25
6,00	93 x 57	1	6,64
6,50	101 x 63	1	7,76
6,80	109 x 69	1	9,03
7,00	109 x 69	1	8,49

Blister: 190x60 mm.

Ø mm	L1 x L2 mm		TTXB €
7,50	109 x 69	1	9,01
8,00	117 x 75	1	10,56
8,50	117 x 75	1	11,01
9,00	125 x 81	1	13,47
9,50	125 x 81	1	14,18
10,00	133 x 87	1	15,59
10,20	133 x 87	1	20,19
10,50	133 x 87	1	20,20
11,00	142 x 94	1	22,30
11,50	142 x 94	1	25,01
12,00	151 x 101	1	26,81
12,50	151 x 101	1	33,31
13,00	151 x 101	1	33,78

Blister: 230x60 mm.

Ø mm	L1 x L2 mm		TTXF €
3,00	61 x 33	1	2,06
3,20	65 x 36	1	2,53
3,30	65 x 36	1	2,53
3,50	70 x 39	1	2,52
4,00	75 x 43	1	2,54
4,20	75 x 43	1	3,04
4,50	80 x 47	1	3,11
5,00	86 x 52	1	4,19
5,50	93 x 57	1	5,31
6,00	93 x 57	1	5,65
6,50	101 x 63	1	6,59
6,80	109 x 69	1	7,69
7,00	109 x 69	1	7,21

Ø mm	L1 x L2 mm		TTXF €
7,50	109 x 69	1	7,66
8,00	117 x 75	1	8,98
8,50	117 x 75	1	9,28
9,00	125 x 81	1	11,81
9,50	125 x 81	1	12,24
10,00	133 x 87	1	13,46
10,20	133 x 87	1	18,17
10,50	133 x 87	1	18,18
11,00	142 x 94	1	20,06
11,50	142 x 94	1	23,09
12,00	151 x 101	1	24,76
12,50	151 x 101	1	30,21
13,00	151 x 101	1	30,65

On demand, we can provide our package with an electromagnetic anti-theft system with an additional unitary charge of 0,07 €. They can be placed in all the products or randomly.



STEP CUT DRILL FOR EASY DRILLING IN CURVED AND UNSTABLE SURFACES

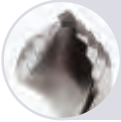

Ref. TK02B
Ref. TK02F

DIN 338 | HSS | Ø≥2,5mm | Ø≥4 | Al | Cu-Ni-Zn | PVC | STEP CUT

Ø mm	L1 x L2 mm		TK02B €
1,00	34 x 12	1	5,13
1,50	40 x 18	1	5,24
2,00	49 x 24	1	5,39
2,50	57 x 30	1	5,99
3,00	61 x 33	1	6,20
3,50	70 x 39	1	7,08
4,00	75 x 43	1	8,06
4,50	80 x 47	1	8,69
5,00	76 x 52	1	9,70
5,50	93 x 57	1	10,17
6,00	93 x 57	1	10,91
6,50	101 x 63	1	12,42
7,00	109 x 69	1	13,95

Blister: 190x60 mm.

Ø mm	L1 x L2 mm		TK02B €
7,50	109 x 69	1	16,00
8,00	117 x 75	1	16,91
8,50	117 x 75	1	19,64
9,00	125 x 81	1	21,45
9,50	125 x 81	1	22,98
10,00	133 x 87	1	24,34
10,50	133 x 87	1	26,87
11,00	142 x 94	1	29,39
11,50	142 x 94	1	32,86
12,00	151 x 101	1	35,48
12,50	151 x 101	1	38,30
13,00	151 x 101	1	40,92

Blister: 230x60 mm.

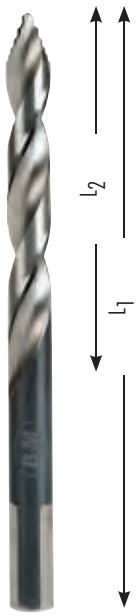

Ø mm	L1 x L2 mm		TK02F €
1,00	34 x 12	1	4,19
1,50	40 x 18	1	4,31
2,00	49 x 24	1	4,45
2,50	57 x 30	1	5,06
3,00	61 x 33	1	5,25
3,50	70 x 39	1	6,14
4,00	75 x 43	1	7,13
4,50	80 x 47	1	7,78
5,00	76 x 52	1	9,01
5,50	93 x 57	1	9,48
6,00	93 x 57	1	10,23
6,50	101 x 63	1	11,73

Ø mm	L1 x L2 mm		TK02F €
7,00	109 x 69	1	13,26
7,50	109 x 69	1	15,31
8,00	117 x 75	1	16,00
8,50	117 x 75	1	18,74
9,00	125 x 81	1	20,54
9,50	125 x 81	1	22,06
10,00	133 x 87	1	23,42
10,50	133 x 87	1	25,39
11,00	142 x 94	1	28,24
11,50	133 x 87	1	30,57
12,00	151 x 101	1	33,20
12,50	151 x 101	1	35,78
13,00	151 x 101	1	38,42

On demand, we can provide our package with an electromagnetic anti-theft system with an additional unitary charge of 0,07 €. They can be placed in all the products or randomly.

STEP CUT DRILL FOR EASY DRILLING IN CURVED AND UNSTABLE SURFACES

NEW

Ref. TK05B
Ref. TK05F

DIN 338 | HSSCo 5% | Ø≥3mm | Ø≥5 | INOX | CAST IRON | Cu-Ni-Zn | PVC | STEP CUT

Ø mm	L1 x L2 mm		TK05B €
1,00	34 x 12	1	6,32
1,50	40 x 18	1	6,48
2,00	49 x 24	1	6,67
2,50	57 x 30	1	7,49
3,00	61 x 33	1	7,78
3,50	70 x 39	1	8,95
4,00	75 x 43	1	10,29
4,50	80 x 47	1	11,13
5,00	76 x 52	1	12,45
5,50	93 x 57	1	13,08
6,00	93 x 57	1	13,18
6,50	101 x 63	1	15,07
7,00	109 x 69	1	16,97

Blister: 190x60 mm.

Ø mm	L1 x L2 mm		TK05B €
7,50	109 x 69	1	19,53
8,00	117 x 75	1	20,57
8,50	117 x 75	1	23,99
9,00	125 x 81	1	26,24
9,50	125 x 81	1	28,15
10,00	133 x 87	1	27,65
10,50	133 x 87	1	30,48
11,00	142 x 94	1	33,37
11,50	142 x 94	1	37,18
12,00	151 x 101	1	40,20
12,50	151 x 101	1	43,32
13,00	151 x 101	1	46,34

Blister: 230x60 mm.

Ø mm	L1 x L2 mm		TK05F €
1,00	34 x 12	1	5,39
1,50	40 x 18	1	5,54
2,00	49 x 24	1	5,74
2,50	57 x 30	1	6,55
3,00	61 x 33	1	6,83
3,20	65 x 36	1	7,42
3,50	70 x 39	1	8,01
4,00	75 x 43	1	9,35
4,20	75 x 43	1	9,94
4,50	80 x 47	1	10,22
5,00	76 x 52	1	11,76
5,50	93 x 57	1	12,39
6,00	93 x 57	1	12,49
6,50	101 x 63	1	14,38

Ø mm	L1 x L2 mm		TK05F €
6,80	109 x 69	1	15,30
7,00	109 x 69	1	16,28
7,50	109 x 69	1	18,85
8,00	117 x 75	1	19,65
8,50	117 x 75	1	23,07
9,00	125 x 81	1	25,33
9,50	125 x 81	1	27,23
10,00	133 x 87	1	28,18
10,20	133 x 87	1	26,74
10,50	133 x 87	1	28,99
11,00	142 x 94	1	32,22
11,50	142 x 94	1	34,90
12,00	151 x 101	1	37,91
12,50	151 x 101	1	40,81
13,00	151 x 101	1	43,84

On demand, we can provide our package with an electromagnetic anti-theft system with an additional unitary charge of 0,07 €. They can be placed in all the products or randomly.

BLUE-MASTER by celesa

Display

Grey

Pink

CYLINDRICAL SHANK TWIST DRILLS IN POUCH



Ref. BC4F | DIN 340 | HSS | 118° | 30° "N" | OX | 70 Kg/mm²



Recommended R.P.M.

METAL	Soft	Medium	Hard
Ø 2 mm	3000	2200	1400
Ø 4 mm	1600	1200	800
Ø 6 mm	950	725	500
Ø 8 mm	800	625	450
Ø 10 mm	630	490	350
Ø 12 mm	450	375	300

Ø mm	L1 x L2 mm	●	BC4F €
1,00	56 x 33	1	**6,34**
1,50	70 x 45	1	**4,53**
2,00	85 x 56	1	**3,17**
2,50	95 x 62	1	**3,48**
3,00	100 x 66	1	**3,19**
3,25	106 x 69	1	**3,35**
3,50	112 x 73	1	**3,21**
4,00	119 x 78	1	**3,48**
4,25	119 x 78	1	**4,55**
4,50	126 x 82	1	**4,26**
5,00	132 x 87	1	**4,51**
5,25	132 x 87	1	**7,31**
5,50	139 x 91	1	**5,96**
5,75	139 x 91	1	**7,80**

Ø mm	L1 x L2 mm	●	BC4F €
6,00	139 x 91	1	**5,45**
6,50	148 x 97	1	**7,08**
6,75	156 x 102	1	**8,66**
7,00	156 x 102	1	**8,32**
7,50	156 x 102	1	**8,86**
8,00	165 x 109	1	**9,60**
8,50	165 x 109	1	**10,98**
9,00	175 x 115	1	**11,93**
9,50	175 x 115	1	**11,98**
10,00	184 x 121	1	**13,24**
10,50	184 x 121	1	**17,63**
11,00	195 x 128	1	**19,57**
12,00	205 x 134	1	**21,92**
13,00	205 x 134	1	**26,18**



Ref. BC58F | DIN 338 | HSSCo 8% | 135° | 30° "N" | GOLD | 120 Kg/mm²

Recommended R.P.M.

METAL	Soft	Medium	Hard
Ø 2 mm	4000	3200	2300
Ø 4 mm	2000	1600	1100
Ø 6 mm	1300	1000	1700
Ø 8 mm	1000	800	600
Ø 10 mm	800	650	475
Ø 12 mm	700	550	350

Ø mm	L1 x L2 mm	●	BC58F €
1,00	34 x 12	2	**8,96**
1,50	40 x 18	2	**8,52**
2,00	49 x 24	2	**8,52**
2,50	57 x 30	2	**8,52**
3,00	61 x 33	2	**8,25**
3,25	65 x 36	2	**10,02**
3,50	70 x 39	2	**9,85**
4,00	75 x 43	2	**10,64**
4,25	75 x 43	1	**6,14**
4,50	80 x 47	1	**6,14**
5,00	86 x 52	1	**6,65**
5,25	86 x 52	1	**7,72**
5,50	93 x 57	1	**8,26**
5,75	93 x 57	1	**9,14**

Ø mm	L1 x L2 mm	●	BC58F €
6,00	93 x 57	1	**8,75**
6,50	101 x 63	1	**10,13**
6,75	109 x 69	1	**11,82**
7,00	109 x 69	1	**10,64**
7,50	109 x 69	1	**11,33**
8,00	117 x 75	1	**13,17**
8,50	117 x 75	1	**13,66**
9,00	125 x 81	1	**17,68**
9,50	125 x 81	1	**18,24**
10,00	133 x 87	1	**20,05**
10,50	133 x 87	1	**29,02**
11,00	142 x 94	1	**31,90**
12,00	151 x 101	1	**43,36**
13,00	151 x 101	1	**54,89**

On demand, we can provide our package with an electromagnetic anti-theft system with an additional unitary charge of 0,07 €. They can be placed in all the products or randomly.

METAL DRILL SETS IN BLISTER / WITHOUT BLISTER

HSS

Ref. BC2

Cont.	19 Uts - Ø 1 - 10 x 0,50 mm.	19 Uts - Ø 1 - 10 x 0,50 mm.	25 Uts - Ø 1 - 13 x 0,50 mm.	25 Uts - Ø 1 - 13 x 0,50 mm.
	P0010B 73,76 €	P0010 64,45 €	P0011B 143,36 €	P0011 134,09 €

Plus

Ref. BC02

Cont.	19 Uts - Ø 1 - 10 x 0,50 mm.	19 Uts - Ø 1 - 10 x 0,50 mm.	25 Uts - Ø 1 - 13 x 0,50 mm.	25 Uts - Ø 1 - 13 x 0,50 mm.
	PP010B 82,62 €	PP010 72,86 €	PP011B 160,36 €	PP011 150,74 €

HSSCo 5%

Ref. BC5

Cont.	19 Uts - Ø 1 - 10 x 0,50 mm.	19 Uts - Ø 1 - 10 x 0,50 mm.	25 Uts - Ø 1 - 13 x 0,50 mm.	25 Uts - Ø 1 - 13 x 0,50 mm.
	PC010B 116,94 €	PC010 107,70 €	PC011B 262,07 €	PC011 252,58 €

HSS

Cont.	15 (Ref. BC2) HSS
	Ø 1,5(x2) - 2(x2) - 2,5(x2) - 3 - 3,2 - 3,5 - 4 - 4,5 - 5 - 6 - 8 - 10mm
	P0015B 36,55 €

Plus

Cont.	15 (Ref. BC02) Plus
	Ø 1,5(x2) - 2(x2) - 2,5(x2) - 3 - 3,2 - 3,5 - 4 - 4,5 - 5 - 6 - 8 - 10mm
	PP015B 40,05 €

HSSCo 5%

Cont.	15 (Ref. BC5) HSSCo 5%
	Ø 1,5(x2) - 2(x2) - 2,5(x2) - 3 - 3,2 - 3,5 - 4 - 4,5 - 5 - 6 - 8 - 10mm
	PC015B 61,11 €

Display

Grey

CYLINDRICAL SHANK TWIST DRILLS DIN 338 DISPLAYS

HSS — HSS DRILLS IN BLISTER

Brocas BC2B

11,00 / 5	11,50 / 5	12,00 / 5	13,00 / 5	14,00 / 5
9,00 / 5	9,50 / 5	10,00 / 5	10,25 / 5	10,50 / 5
6,75 / 5	7,00 / 5	7,50 / 5	8,00 / 10	8,50 / 5
5,00 / 10	5,50 / 10	5,75 / 5	6,00 / 10	6,50 / 5
3,30 / 5	3,50 / 10	4,00 / 10	4,20 / 5	4,50 / 10
1,00 / 10	1,50 / 10	2,00 / 10	2,50 / 10	3,00 / 10

515 mm
330 mm (x2)
360 mm

Ref. 1-62

1.419,20 €

Ref. BC2B

HSS — HSS DRILLS IN POUCH

Brocas BC2F

8,00 / 10	8,50 / 5	9,00 / 5	10,00 / 5	10,50 / 5	11,00 / 5	12,00 / 5	13,00 / 5	
4,50 / 10	5,00 / 10	5,25 / 5	5,50 / 10	6,00 / 10	6,50 / 5	6,75 / 5	7,00 / 5	
1,00 / 10	1,50 / 10	2,00 / 10	2,50 / 10	3,00 / 10	3,25 / 5	3,50 / 10	4,00 / 10	4,25 / 5

515 mm
330 mm
360 mm

Ref. 1-50

903,65 €

Ref. BC2F

Plus — HSS TWIST DRILLS

BC2 drills

8,50 / 10	9,00 / 20	9,50 / 10	10,00 / 30				
6,00 / 40	6,50 / 30	7,00 / 30	7,50 / 30	8,00 / 30			
2,00 / 50	2,50 / 50	3,00 / 50	3,50 / 50	4,00 / 50	4,50 / 50	5,00 / 50	5,50 / 30

515 mm
330 mm
360 mm

Ref. 1-44

1.653,90 €

Ref. BC2

Plus — HSS TWIST DRILLS

BC2 drills

2,00 / 100	2,50 / 50	3,00 / 100	3,25 / 50	3,50 / 50	4,00 / 100
4,25 / 50	4,50 / 50	5,00 / 100	5,25 / 50	5,50 / 50	5,75 / 50
6,00 / 50	6,50 / 50	6,75 / 20	7,00 / 50	7,50 / 30	8,00 / 40
8,50 / 20	9,00 / 40	9,50 / 20	10,00 / 40	10,50 / 10	
11,00 / 12	11,50 / 12	12,00 / 12	12,50 / 6	13,00 / 6	14,00 / 6

815 mm
400 mm
240 mm

Ref. 3-1

3.864,50 €

Ref. BC2

CYLINDRICAL SHANK TWIST DRILLS DIN 338 DISPLAYS

Plus HSS-G DRILLS IN BLISTER

BC02B drills

11,00 / 5	11,50 / 5	12,00 / 5	13,00 / 5	14,00 / 5
9,00 / 5	9,50 / 5	10,00 / 5	10,25 / 5	10,50 / 5
6,75 / 5	7,00 / 5	7,50 / 5	8,00 / 10	8,50 / 5
5,00 / 10	5,50 / 10	5,75 / 5	6,00 / 10	6,50 / 5
3,30 / 5	3,50 / 10	4,00 / 10	4,20 / 5	4,50 / 10
1,00 / 10	1,50 / 10	2,00 / 10	2,50 / 10	3,00 / 10

515 mm
330 mm (x2)
360 mm

Ref. 1-61
1.569,70 €

Ref. BC02B

Plus HSS-G DRILLS IN POUCH

BC02F drills

8,00 / 10	8,50 / 5	9,00 / 5	10,00 / 5	10,50 / 5	11,00 / 5	12,00 / 5	13,00 / 5	
4,50 / 10	5,00 / 10	5,25 / 5	5,50 / 10	6,00 / 10	6,50 / 5	6,75 / 5	7,00 / 5	
1,00 / 10	1,50 / 10	2,00 / 10	2,50 / 10	3,00 / 10	3,25 / 5	3,50 / 10	4,00 / 10	4,25 / 5

515 mm
330 mm
360 mm

Ref. 1-51
1.027,50 €

Ref. BC02F

Plus HSS-G TWIST DRILLS

BC02 drills

8,50 / 10	9,00 / 20	9,50 / 10	10,00 / 30				
6,00 / 40	6,50 / 20	7,00 / 30	7,50 / 20	8,00 / 30			
2,00 / 50	2,50 / 50	3,00 / 50	3,50 / 50	4,00 / 50	4,50 / 50	5,00 / 50	5,50 / 30

515 mm
330 mm
360 mm

Ref. 1-46
1.762,10 €

Ref. BC02

Plus HSS-G TWIST DRILLS

BC02 drills

2,00 / 100	2,50 / 50	3,00 / 100	3,25 / 50	3,50 / 50	4,00 / 100
4,25 / 50	4,50 / 50	5,00 / 100	5,25 / 50	5,50 / 50	5,75 / 50
6,00 / 50	6,50 / 50	6,75 / 20	7,00 / 50	7,50 / 30	8,00 / 40
8,50 / 20	9,00 / 40	9,50 / 20	10,00 / 40	10,50 / 10	
11,00 / 12	11,50 / 12	12,00 / 12	12,50 / 6	13,00 / 6	14,00 / 6

815 mm
400 mm
240 mm

Ref. 3-2
4.314,92 €

Ref. BC02

CYLINDRICAL SHANK TWIST DRILLS DIN 338 DISPLAYS

HSSCo 5% — HSSCo DRILLS IN BLISTER

BC5B drills

11,00 / 5	11,50 / 5	12,00 / 5	13,00 / 5	14,00 / 7
9,00 / 5	9,50 / 5	10,00 / 5	10,25 / 5	10,50 / 5
6,75 / 5	7,00 / 5	7,50 / 5	8,00 / 10	8,50 / 5
5,00 / 10	5,50 / 10	5,75 / 5	6,00 / 10	6,50 / 5
3,30 / 5	3,50 / 10	4,00 / 10	4,20 / 5	4,50 / 10
1,00 / 10	1,50 / 10	2,00 / 10	2,50 / 10	3,00 / 10

515 mm
330 mm (x2)
360 mm

Ref. 1-60

2.326,65 €

Ref. BC5B

HSSCo 5% — HSSCo DRILLS IN POUCH

BC5F drills

8,00 / 10	8,50 / 5	9,00 / 5	10,00 / 5	10,50 / 5	11,00 / 5	12,00 / 5	13,00 / 5	
4,50 / 10	5,00 / 10	5,25 / 5	5,50 / 10	6,00 / 10	6,50 / 5	6,75 / 5	7,00 / 5	
1,00 / 10	1,50 / 10	2,00 / 10	2,50 / 10	3,00 / 10	3,25 / 5	3,50 / 10	4,00 / 10	4,25 / 5

515 mm
330 mm
360 mm

Ref. 1-52

1.542,00 €

Ref. BC5F

HSSCo 5% — HSSCo TWIST DRILLS DISPLAY

BC5 drills

8,50 / 10	9,00 / 20	9,50 / 10	10,00 / 20				
6,00 / 30	6,50 / 20	7,00 / 30	7,50 / 20	8,00 / 30			
2,00 / 50	2,50 / 50	3,00 / 50	3,50 / 50	4,00 / 50	4,50 / 50	5,00 / 50	5,50 / 30

515 mm
330 mm
360 mm

Ref. 1-45

2.666,40 €

Ref. BC5

HSSCo 5% — HSSCo TWIST DRILLS DISPLAY

BC5 drills

2,00 / 100	2,50 / 50	3,00 / 100	3,25 / 30	3,50 / 30	4,00 / 100
4,25 / 30	4,50 / 30	5,00 / 100	5,25 / 20	5,50 / 30	5,75 / 30
6,00 / 50	6,50 / 20	6,75 / 20	7,00 / 30	7,50 / 20	8,00 / 30
8,50 / 10	9,00 / 30	9,50 / 10	10,00 / 30	10,50 / 10	
11,00 / 12	11,50 / 12	12,00 / 12	12,50 / 6	13,00 / 6	14,00 / 6

815 mm
400 mm
240 mm

Ref. 3-3

5.564,84 €

Ref. BC5

REDUCED SHANK DRILLS DISPLAYS

Ref. BC9P

515 mm
330 mm
360 mm

Ref. 1-3

3.148,46 €

12,70 **HSS** HSS REDUCED SHANK DRILLS IN TELESCOPIC QUADROPACK

BC9P drills

17,50 / 2	18,00 / 3	18,00 / 2	18,50 / 2	19,00 / 2	19,00 / 2	19,50 / 2	20,00 / 3
15,50 / 2	16,00 / 3	16,00 / 3	16,00 / 3	16,00 / 3	16,50 / 3	17,00 / 3	17,00 / 3
13,50 / 2	14,00 / 4	14,00 / 4	14,00 / 4	14,50 / 3	15,00 / 3	15,00 / 3	15,00 / 3

Ref. BC99P

515 mm
330 mm
360 mm

Ref. 1-6

4.565,92 €

12,70 **HSSCo 5%** HSSCo REDUCED SHANK DRILLS IN TELESCOPIC PACKAGE

BC99P drills

17,50 / 2	18,00 / 2	18,00 / 2	18,50 / 2	19,00 / 2	19,00 / 2	19,50 / 2	20,00 / 2
15,50 / 2	16,00 / 2	16,00 / 2	16,00 / 2	16,00 / 2	16,50 / 2	17,00 / 2	17,00 / 2
13,50 / 2	14,00 / 3	14,00 / 3	14,00 / 2	14,50 / 2	15,00 / 2	15,00 / 2	15,00 / 2

CYLINDRICAL AND ANTI-SLIP SHANK TWIST DRILLS DISPLAYS

HSS **TiN** HSS + TIN DRILLS IN BLISTER

BC18B drills

11,00 / 5	11,50 / 5	12,00 / 5	13,00 / 5	14,00 / 5
9,00 / 5	9,50 / 5	10,00 / 5	10,25 / 5	10,50 / 5
6,75 / 5	7,00 / 5	7,50 / 5	8,00 / 10	8,50 / 5
5,00 / 10	5,50 / 10	5,75 / 5	6,00 / 10	6,50 / 5
3,30 / 5	3,50 / 10	4,00 / 10	4,20 / 5	4,50 / 10
1,00 / 10	1,50 / 10	2,00 / 10	2,50 / 10	3,00 / 10

515 mm
330 mm (x2)
360 mm

Ref. 1-67

2.001,50 €

Ref. BC18B

HSS **TiN** HSS + TIN DRILLS IN POUCH

BC18F drills

8,00 / 10	8,50 / 5	9,00 / 5	10,00 / 5	10,50 / 5	11,00 / 5	12,00 / 5	13,00 / 5	
4,50 / 10	5,00 / 10	5,25 / 5	5,50 / 10	6,00 / 10	6,50 / 5	6,75 / 5	7,00 / 5	
1,00 / 10	1,50 / 10	2,00 / 10	2,50 / 10	3,00 / 10	3,25 / 5	3,50 / 10	4,00 / 10	4,25 / 5

Ref. BC18F

Ref. 1-54

1.373,85 €

515 mm
330 mm
360 mm

Display

Pink

ANTI-SLIP SHANK TWIST DRILLS DISPLAYS

HSSCo 5% | INOX | COBALT 5% ANTI-SLIP DRILLS IN BLISTER

BC95B drills

6,50 / 4	8,00 / 5	9,00 / 4	10,00 / 4	DC95314 / 4
4,20 / 3	4,50 / 5	5,00 / 5	5,50 / 5	6,00 / 5
1,00 / 5	2,00 / 5	3,00 / 5	3,20 / 3	4,00 / 5

515 mm
330 mm
360 mm

Ref. 1-25

664,35 €

Ref. BC95B

HSSCo 5% | INOX | COBALT 5% ANTI-SLIP DRILLS IN POUCH

BC95F drills

9,00 / 5	10,00 / 5	10,50 / 5	11,00 / 5	11,50 / 5	12,00 / 5	12,50 / 5	13,00 / 5	
4,50 / 10	5,00 / 10	5,50 / 10	6,00 / 10	6,50 / 10	6,80 / 10	8,00 / 10	8,50 / 5	
1,00 / 10	1,50 / 10	2,00 / 10	2,50 / 10	3,00 / 10	3,30 / 10	3,50 / 10	4,00 / 10	4,20 / 10

515 mm
330 mm
360 mm

Ref. 1-34

2.178,25 €

Ref. BC95F

HSSCo 5% | DIN 338 | HSSCo 5% TWIST DRILLS IN BLISTER

BTXB drills

10,00 / 4	11,00 / 4	12,00 / 4	13,00 / 4	PTX9314 / 4
6,00 / 5	6,50 / 4	7,00 / 4	8,00 / 5	9,00 / 4
3,00 / 5	4,00 / 5	4,50 / 5	5,00 / 5	5,50 / 4

TURBO

Ref. 1-59

851,92 €

515 mm
330 mm
360 mm

Ref. BTXB

HSSCo 5% | DIN 338 | HSSCo 5% TWIST DRILLS IN PLASTIC POUCH

BTXF drills

10,00 / 5	10,20 / 2	10,50 / 2	11,00 / 2	11,50 / 2	12,00 / 2	12,50 / 2	13,00 / 2	
6,50 / 5	6,80 / 5	7,00 / 2	7,50 / 2	8,00 / 10	8,50 / 2	9,00 / 2	9,50 / 2	
3,00 / 10	3,30 / 5	3,50 / 5	4,00 / 10	4,20 / 5	4,50 / 5	5,00 / 10	5,50 / 5	6,00 / 10

515 mm
330 mm
360 mm

TURBO

Ref. 1-43

975,65 €

Ref. BTXF

ANTI-SLIP SHANK TWIST DRILLS DISPLAYS

HSS | DIN 338 | HSS TWIST DRILLS IN BLISTER

TTXB drills

10,00 / 4	11,00 / 4	12,00 / 4	13,00 / 4	PTTX9314 / 4
6,00 / 5	6,50 / 4	7,00 / 4	8,00 / 5	9,00 / 4
3,00 / 5	4,00 / 5	4,50 / 5	5,00 / 5	5,50 / 4

TURBO

Ref. 1-36

807,08 €

Ref. TTXB

515 mm
330 mm
360 mm

Ref. TTXF

515 mm
330 mm
360 mm

TURBO

Ref. 1-20

882,09 €

HSS | DIN 338 | HSS TWIST DRILLS IN PLASTIC POUCH

TTXF drills

10,00 / 5	10,20 / 2	10,50 / 2	11,00 / 2	11,50 / 2	12,00 / 2	12,50 / 2	13,00 / 2	
6,50 / 5	6,80 / 5	7,00 / 2	7,50 / 2	8,00 / 10	8,50 / 2	9,00 / 2	9,50 / 2	
3,00 / 10	3,30 / 5	3,50 / 5	4,00 / 10	4,20 / 5	4,50 / 5	5,00 / 10	5,50 / 5	6,00 / 10

HSS | DIN 338 | DRILLING IN CURVED AND UNSTABLE SURFACES

TK02B drills

10,00 / 5	11,00 / 2	12,00 / 2	13,00 / 2	PTK029314 / 4
6,00 / 10	6,50 / 5	7,00 / 5	8,00 / 10	9,00 / 5
3,00 / 10	4,00 / 10	4,50 / 5	5,00 / 10	5,50 / 5

STEPCUT

Ref. 1-65

1.379,80 €

TK02B

515 mm
330 mm
360 mm

Ref. TK02F

515 mm
330 mm
360 mm

STEPCUT

Ref. 1-66

1.734,95 €

HSS | DIN 338 | DRILLING IN CURVED AND UNSTABLE SURFACES

TK02F drills

9,50 / 5	10,00 / 5	10,50 / 2	11,00 / 2	11,50 / 2	12,00 / 2	12,50 / 2	13,00 / 2	
5,50 / 5	6,00 / 10	6,50 / 5	7,00 / 5	7,50 / 5	8,00 / 10	8,50 / 5	9,00 / 5	
1,00 / 10	1,50 / 5	2,00 / 10	2,50 / 5	3,00 / 10	3,50 / 5	4,00 / 10	4,50 / 5	5,00 / 10

Display

Pink

ANTI-SLIP SHANK TWIST DRILLS DISPLAYS



HSSCo 5% | DIN 338 | DRILLING IN CURVED AND UNSTABLE SURFACES

TK05B drills

10,00 / 5	11,00 / 2	12,00 / 2	13,00 / 2	PTK059314 / 4
6,00 / 10	6,50 / 5	7,00 / 5	8,00 / 10	9,00 / 5
3,00 / 10	4,00 / 10	4,50 / 5	5,00 / 10	5,50 / 4

STEPCUT INOX

Ref. 1-91

1.677,38 €

TK05B

515 mm
330 mm
360 mm

TK05F

515 mm
330 mm
360 mm

STEPCUT INOX

Ref. 1-92

2.122,39 €

HSSCo 5% | DIN 338 | DRILLING IN CURVED AND UNSTABLE SURFACES

TK05F drills

9,50 / 5	10,00 / 5	10,50 / 2	11,00 / 2	11,50 / 2	12,00 / 2	12,50 / 2	13,00 / 2	
5,50 / 5	6,00 / 10	6,50 / 5	7,00 / 5	7,50 / 5	8,00 / 10	8,50 / 5	9,00 / 5	
1,00 / 10	1,50 / 5	2,00 / 10	2,50 / 5	3,00 / 10	3,50 / 5	4,00 / 10	4,50 / 5	5,00 / 10



COBALT 8% AND HSS LONG SERIES DRILLS DISPLAYS

HSS | DIN 340 | HSS LONG SERIES DRILL IN POUCH

BC4F drills

8,00 / 10	8,50 / 5	9,00 / 5	10,00 / 5	10,50 / 5	11,00 / 5	12,00 / 5	13,00 / 5	
4,50 / 10	5,00 / 10	5,25 / 5	5,50 / 10	6,00 / 10	6,50 / 5	6,75 / 5	7,00 / 5	
1,00 / 10	1,50 / 10	2,00 / 10	2,50 / 10	3,00 / 10	3,25 / 5	3,50 / 10	4,00 / 10	4,25 / 5

Ref. BC4F

Ref. 1-19

1.375,40 €

515 mm
330 mm
360 mm

515 mm
330 mm
360 mm

Ref. BC58F

Ref. 1-41

2.397,45 €

HSSCo 8% | COBALT 8% DRILLS IN PLASTIC POUCH

BC58F drills

8,00 / 10	8,50 / 5	9,00 / 5	10,00 / 5	10,50 / 5	11,00 / 5	12,00 / 5	13,00 / 5	
4,50 / 10	5,00 / 10	5,25 / 5	5,50 / 10	6,00 / 10	6,50 / 5	6,75 / 5	7,00 / 5	
1,00 / 10	1,50 / 10	2,00 / 10	2,50 / 10	3,00 / 10	3,25 / 5	3,50 / 10	4,00 / 10	4,25 / 5



LOCKSMITH SPECIAL DISPLAY

BC5 — HSSCo 5%

Form C — MD

BCC06 — MD

BC7 — CARBIDE TIPPED

BC98 — CARBIDE TIPPED

BC85 — MD, TiAlN

Form AE — MD

LOCKSMITH SPECIAL DISPLAY

Drills for metal HSSCo 5%, ref: BC5B

3,00 / 4	4,00 / 4	5,00 / 4	6,00 / 4	8,00 / 4

Rotary burrs C Form, Ø 3 and Ø 6 mm Shank in Blister

3x60 / 2	6x50 / 2	6x80 / 2	6x100 / 2	6x150 / 2

Drill reference: BCC06B, BC7B, BC98B, BC85B and rotary burrs A/E form in Blister

BCC06X60MDB / 2	BC70600B / 2	BC980600B / 2	BC850600B / 2	A60625-6EB / 2

515 mm
330 mm
360 mm

Ref. 1-86
142,00 €
1.167,18 €

1/4" HEXAGONAL SHANK TOOLS

DRILL TAP COUNTERSINK

Ref. MAHMCR — HSS-G

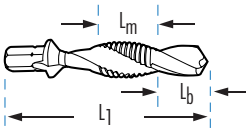

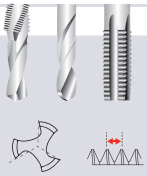

	L1 x Lb x Lm mm		MAHMCRB €
M 3 x 0,50	36 x 5 x 6	1/4"	27,03
M 4 x 0,70	39 x 6 x 7	1/4"	27,03
M 5 x 0,80	41 x 8 x 8	1/4"	28,10
M 6 x 1,00	44 x 8 x 10	1/4"	29,16
M 8 x 1,25	50 x 10 x 11	1/4"	39,36
M 10 x 1,50	59 x 11 x 11	1/4"	46,97

REFERENCE	MAH9327CR
QUANTITY	4
DRILL REFERENCE	MAHMCR
CONTENT	M4-M5-M6-M8-M10
PRICE €	182,64

Display
Pink
Green

HSS HAND TAP SET IN BLISTER

Ref. M0B | M MF | DIN 13 60° P | HSS | M DIN 352 | MF DIN 2181 | TOL 6H

		Ø	L1 x L2 x ⌀ mm	M0B €
M3 x 0,50	3	2,50	40 x 11 x 2,7	25,83
M4 x 0,70	3	3,30	45 x 13 x 3,4	25,81
M5 x 0,80	3	4,20	50 x 16 x 4,9	27,69
M6 x 1,00	3	5,00	50 x 19 x 4,9	27,69
M8 x 1,25	3	6,75	56 x 22 x 4,9	33,16
M10 x 1,50	3	8,50	70 x 24 x 5,5	40,30
M12 x 1,75	3	10,25	75 x 29 x 7,0	55,71
M14 x 2,00	3	12,00	80 x 30 x 9,0	61,37

Blister: 165 x 105 mm.

TAP HOLDER IN BLISTER

Ref. GAB | DIN 1814

		GAB €
GA1B	M1 - M10	22,43
GA2B	M4 - M12	29,26

Blister GA1B: 75x285mm GA2B: 110x275mm

Ref. TCB | HSS

		TCB €
TC1B	M3 - M8	22,92
TC2B	M5 - M12	30,74

Blister: 165 x 105 mm.

HSS HAND TAP SET IN BLISTER DISPLAYS

515 mm
330 mm
360 mm

Ref. 1-78
3.903,00 €

TAP HOLDER IN BLISTER

M0B hand taps

M10 x 1,50 / 12	M12 x 1,75 / 12	M14 x 2,00 / 12
M6 x 1,00 / 12	M6 x 1,00 / 12	M8 x 1,25 / 12
M3 x 0,50 / 12	M4 x 0,70 / 12	M5 x 0,80 / 12

HAND THREADING DIES AND DIE HOLDERS IN BLISTER

Ref. C5B

M MF	HSS	M DIN 223	MF DIN 223	TOL 6g



		Ø x e mm	C5B €
M3 x 0,50	1	25 x 9	**34,55**
M4 x 0,70	1	25 x 9	**34,55**
M5 x 0,80	1	25 x 9	**34,55**
M6 x 1,00	1	25 x 9	**34,55**
M8 x 1,25	1	25 x 9	**36,34**
M10 x 1,50	1	38 x 10	**47,80**
M12 x 1,75	1	38 x 10	**51,71**
M14 x 2,00	1	38 x 14	**51,24**

Blister: 165 x 105 mm.

DIE HOLDERS IN BLISTER

Ref. VAB

DIN 225

		VAB €
VA25B	25	**15,58**
VA38B	38	**23,22**

Blister VA25B: 75x285mm VA38B: 110x275mm

HAND THREADING DIES AND DIE HOLDERS IN BLISTER DISPLAYS

515 mm
330 mm
360 mm

Ref. 1-79

4.318,08 €

DIE HOLDERS IN BLISTER

Threading rounds C5B

M10 x 1,50 / 12	M12 x 1,75 / 12	M14 x 2,00 / 12
M6 x 1,00 / 12	M6 x 1,00 / 12	M8 x 1,25 / 12
M3 x 0,50 / 12	M4 x 0,70 / 12	M5 x 0,80 / 12

Display

Grey

CONSTRUCTION DRILLS DIN 8039 IN BLISTER



Ref. BW1B ★★ DIN 8039

Ø mm	L1 x L2 mm		BW1B €
3,00	70 x 30	2	4,47
4,00	70 x 30	2	4,55
5,00	85 x 45	1	2,68
6,00	100 x 50	1	2,97
7,00	100 x 50	1	3,23
Blister: 190x60 mm			

Ø mm	L1 x L2 mm		BW1B €
8,00	120 x 70	1	3,41
9,00	120 x 70	1	3,93
10,00	120 x 70	1	4,17
11,00	150 x 80	1	6,10
12,00	150 x 80	1	7,08
13,00	150 x 80	1	8,10
14,00	150 x 80	1	9,53
Blister: 230x60 mm			

Applications: Brick, Concrete, Uralita, Sandstone, Limestone

Recommended RPM

MATERIAL	Ø 3	Ø 5	Ø 8	Ø 10	Ø 12	Ø 13	Ø 14
Soft	3200	1900	1300	1100	900	800	700
Hard	2100	1200	900	700	600	500	400

CONSTRUCTION DRILLS DIN 8039 IN BLISTER



Ref. BW6B ★★★★ DIN 8039

Ø mm	L1 x L2 mm		BW6B €
3,00	70 x 30	2	9,27
4,00	70 x 30	2	9,27
5,00	85 x 45	1	4,92
6,00	100 x 50	1	5,39
7,00	100 x 50	1	5,96
Blister: 190x60 mm			

Ø mm	L1 x L2 mm		BW6B €
8,00	120 x 70	1	6,28
9,00	120 x 70	1	7,71
10,00	120 x 70	1	8,83
11,00	150 x 80	1	11,50
12,00	150 x 80	1	13,55
13,00	150 x 80	1	15,55
14,00	150 x 80	1	18,22
Blister: 230x60 mm			

Applications: concrete, marble, slate, granite, all type of stones.

Recommended RPM

MATERIAL	Ø 3	Ø 5	Ø 8	Ø 10	Ø 12	Ø 13	Ø 14
Soft	3200	1900	1300	1100	900	800	700
Hard	2100	1200	900	700	600	500	400

On demand, we can provide our package with an electromagnetic anti-theft system with an additional unitary charge of 0,07 €. They can be placed in all the products or randomly.



CARBIDE TIPPED CONCRETE HAMMER DRILL EXTRA PROFESSIONAL QUALITY

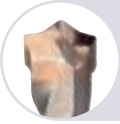

Ref. BW16B



Ø mm	L1 x L2 mm		BW16B €
4,00	75 x 38	2	**10,75**
5,00	85 x 45	1	**5,43**
6,00	100 x 55	1	**6,00**
7,00	100 x 64	1	**6,91**

Blister: 190x60 mm

Ø mm	L1 x L2 mm		BW16B €
8,00	120 x 70	1	**7,29**
9,00	120 x 80	1	**8,96**
10,00	120 x 90	1	**10,26**
12,00	150 x 110	1	**14,46**

Blister: 230x60 mm



PROFESSIONAL MULTIPURPOSE DRILL BITS DIN 8039 DOUBLE BLISTER PACKAGING

Ref. BW8B

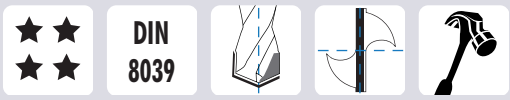

Ø mm	L1 x L2 mm		BW8B €
4,00	70 x 30	2	**18,22**
5,00	85 x 45	1	**10,50**
6,00	100 x 50	1	**11,08**
7,00	100 x 50	1	**12,71**

Blister: 190x60 mm.

Ø mm	L1 x L2 mm		BW8B €
8,00	120 x 70	1	**13,97**
9,00	120 x 70	1	**15,98**
10,00	120 x 70	1	**20,40**
12,00	150 x 80	1	**21,64**

Blister: 230x60 mm.

Recommended RPM

MATERIAL	Ø 3	Ø 5	Ø 8	Ø 10
Concrete	1500	1300	900	800
Glass	800	600	500	400
Steel	2000	1800	1000	600
Wood	1600	1000	800	500
Tile	700	500	400	300
Plastic	2000	1200	750	550

Applications:

- Percussion mode:
  Concrete, brick and stone

- Rotary mode:
  Metal, ceramic, wood and plastic

On demand, we can provide our package with an electromagnetic anti-theft system with an additional unitary charge of 0,07 €. They can be placed in all the products or randomly.

Display

Grey

PROFESSIONAL SDS PLUS HAMMER DRILLS DOUBLE BLISTER PACKAGING



Ø mm	L1 x L2 mm		W05B €
4x110	110 x 50	1	9,12
5x110	110 x 50	1	7,73
6x110	110 x 50	1	7,90
7x110	110 x 50	1	9,56
8x110	110 x 50	1	9,44
10x110	110 x 50	1	11,03

Blister: 190x60 mm

Ø mm	L1 x L2 mm		W05B €
5x160	160x100	1	9,31
6x160	160x100	1	8,75
7x160	160x100	1	11,46
8x160	160x100	1	10,07
10x160	160x100	1	11,54
12x160	160x100	1	12,86
14x160	160x100	1	21,82

Blister: 230x60 mm

Recommended RPM

MATERIAL	Ø 3	Ø 5	Ø 8	Ø 10	Ø 12	Ø 14
Soft	3200	1900	1300	1100	900	700
Hard	2100	1200	900	700	600	400

Applications: Concrete, construction material, marble, granite, slate, stone.

Advantages: Self centering bit. Increased speed and durability. Low friction due to narrow lips. Bigger lifetime due to low friction at the point and flutes. Faster removal of concrete dust.

MASONRY DRILL BITS BOXES BLISTER PACKAGING

Cont.

15 (Ref. BW1) ★★		15 (Ref. BW6) ★★★★		15 (Ref. BW15) ★★★★★	
Ø 3 (x3) - 4 (x3) - 5 (x3) - 6 (x2) - 8 (x2) - 10 (x2) mm.		Ø 3 (x3) - 4 (x3) - 5 (x3) - 6 (x2) - 8 (x2) - 10 (x2) mm.		Ø 3 (x3) - 4 (x3) - 5 (x3) - 6 (x2) - 8 (x2) - 10 (x2) mm.	
BW19329B	**27,77 €**	**BW69329B**	**64,94 €**	**BW159329B**	**46,58 €***

*Available until end of stock

On demand, we can provide our package with an electromagnetic anti-theft system with an additional unitary charge of 0,07 €. They can be placed in all the products or randomly.

CONSTRUCTION DRILL BITS DISPLAYS

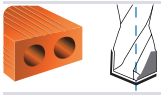

MASONRY DRILL BITS DOUBLE BLITER

BW1B drills

10,00 / 10	10,00 / 10	11,00 / 7	12,00 / 7	14,00 / 7
6,00 / 15	7,00 / 15	8,00 / 10	8,00 / 10	9,00 / 10
3,00 / 18	4,00 / 18	5,00 / 15	5,00 / 15	6,00 / 15

515 mm
330 mm
360 mm

Ref. 1-70

730,18 €

Ref. BW1B

Ref. BW1

515 mm
330 mm
360 mm

Ref. 1-1

1.112,18 €

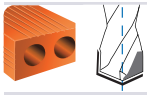

MASONRY DRILL BITS IN PLASTIC POUCH

Drill bit boxes BW1

BW19318 / 4	BW19327 / 4	BW19328 / 4	BW19319 / 4

BW1 drills

10,00 / 8	10,00 / 8	11,00 / 6	12,00 / 6	13,00 / 4	14,00 / 4	16,00 / 4	18,00 / 4		
3,00 / 10	4,00 / 10	5,00 / 50	5,00 / 50	6,00 / 50	6,00 / 50	7,00 / 10	8,00 / 50	8,00 / 50	9,00 / 10

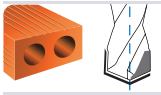

MASONRY DRILL BITS IN PLASTIC POUCH

BW1 drills

5x150 / 5	6x150 / 5	6x200 / 5	8x200 / 5	10x200 / 5	12x200 / 5	14x200 / 2	16x200 / 2	18x200 / 2
3,00 / 10	4,00 / 10	5,00 / 100	6,00 / 100	7,00 / 10	8,00 / 100	9,00 / 10	10,00 / 8	12,00 / 6

BW1 drill bit boxes.

BW19328 / 4	BW19327 / 4	BW19318 / 4	BW19319 / 4

515 mm
330 mm
360 mm

Ref. 1-2

1.163,10 €

Ref. BW1

Ref. BW1

615 mm
330 mm
360 mm

Ref. 2-3

1.155,62 €

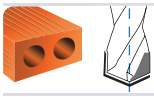

MASONRY DRILL BITS IN PLASTIC POUCH

BW1 drills

6x400 / 3	8x400 / 3	10x400 / 3	12x400 / 3	14x400 / 3	16x400 / 2	18x400 / 2		
5x150 / 5	6x150 / 5	6x200 / 5	8x200 / 5	10x200 / 5	12x200 / 5	14x200 / 2	16x200 / 2	18x200 / 2
3,00 / 10	4,00 / 10	5,00 / 100	6,00 / 100	7,00 / 10	8,00 / 100	9,00 / 10	10,00 / 8	12,00 / 6

Display
Grey
Pink

PROFESSIONAL CONSTRUCTION DRILL BITS DISPLAYS

PROFESSIONAL MASONRY DRILL BITS BLISTER PACKAGING

BW6B drills

10,00 / 10	10,00 / 10	11,00 / 7	12,00 / 7	14,00 / 7
6,00 / 15	7,00 / 15	8,00 / 10	8,00 / 10	9,00 / 10
3,00 / 18	4,00 / 18	5,00 / 15	5,00 / 15	6,00 / 15

515 mm
330 mm
360 mm

Ref. 1-69

1.414,61 €

Ref. BW6B

Ref. BW6

515 mm
330 mm
360 mm

Ref. 1-4

1.941,06 €

PROFESSIONAL MASONRY DRILL BITS IN PLASTIC POUCH

Drill bit boxes BW6

BW69318 / 4	BW69327 / 4	BW69328 / 4	BW69319 / 4

Brocas BW6

10,00 / 8	10,00 / 8	11,00 / 6	12,00 / 6	13,00 / 4	14,00 / 4	16,00 / 4	18,00 / 4		
3,00 / 10	4,00 / 10	5,00 / 30	5,00 / 30	6,00 / 30	6,00 / 30	7,00 / 10	8,00 / 30	8,00 / 30	9,00 / 10

PROFESSIONAL MASONRY DRILL BITS IN PLASTIC POUCH

BW6 drills

5x150 / 5	6x150 / 5	6x200 / 5	8x200 / 5	10x200 / 5	12x200 / 5	14x200 / 2	16x200 / 2	18x200 / 2
3,00 / 10	4,00 / 10	5,00 / 50	6,00 / 50	7,00 / 10	8,00 / 50	9,00 / 10	10,00 / 8	12,00 / 6

Drill bit boxes BW6

BW69318 / 4	BW69327 / 4	BW69328 / 4	BW69319 / 4

515 mm
330 mm
360 mm

Ref. 1-5

1.822,91 €

Ref. BW6

Ref. BW6

615 mm
330 mm
360 mm

Ref. 2-6

1.746,84 €

PROFESSIONAL MASONRY DRILL BITS IN PLASTIC POUCH

BW6 drills

6x400 / 3	8x400 / 3	10x400 / 3	12x400 / 3	14x400 / 3	16x400 / 2	18x400 / 2		
5x150 / 5	6x150 / 5	6x200 / 5	8x200 / 5	10x200 / 5	12x200 / 5	14x200 / 2	16x200 / 2	18x200 / 2
3,00 / 10	4,00 / 10	5,00 / 50	6,00 / 50	7,00 / 10	8,00 / 50	9,00 / 10	10,00 / 8	12,00 / 6

CONSTRUCTION DRILL BITS DISPLAYS



DELTA 3 PLUS DRILL BITS BLISTER PACKAGING

BW35 drills

5x150 / 6	6x150 / 6	8x200 / 5	10x200 / 5	12x200 / 5
5,00 / 8	6,00 / 8	8,00 / 8	10,00 / 5	12,00 / 5
5,00 / 8	6,00 / 8	8,00 / 8	10,00 / 5	12,00 / 5

Ref. BW35B

Ref. 1-48

783,32 €

Delta 3 plus

615 mm
330 mm
360 mm

EXTRA PROFESSIONAL MASONRY DRILL BITS
DOUBLE BLISTER

BW16 drills

BW169325 / 5		BW169327 / 5	BW169334 / 5	
7,00 / 10	8,00 / 10	9,00 / 10	10,00 / 10	12,00 / 10
4,00 / 10	5,00 / 10	5,00 / 10	6,00 / 10	6,00 / 10

Ref. BW16B

Ref. 1-58

1.331,20 €

515 mm
330 mm
360 mm

515 mm
330 mm
360 mm

Ref. 2-32

1.237,49 €



EXTRA PROFESSIONAL MASONRY DRILL BITS IN PLASTIC POUCH

BW16 drills

10X200 / 3	12X200 / 3	BW169325 / 5		BW169327 / 5	BW169434 / 5	
16,00 / 3	5X150 / 5	6X150 / 5	8X150 / 5	10X150 / 5	6X200 / 3	8X200 / 3
4,00 / 10	5,00 / 10	6,00 / 10	8,00 / 10	10,00 / 10	12,00 / 5	14,00 / 3

Display

Grey

MASONRY DRILL BITS MIXED DISPLAYS

BW16, BW6, BW1 MASONRY DRILL BITS DISPLAY

BW16	4,00 / 10	5,00 / 10	6,00 / 10	7,00 / 10	8,00 / 10	9,00 / 6	10,00 / 6	12,00 / 6	
BW6	3,00 / 10	4,00 / 10	5,00 / 30	6,00 / 30	7,00 / 10	8,00 / 30	9,00 / 10	10,00 / 8	12,00 / 6
BW1	3,00 / 10	4,00 / 10	5,00 / 30	6,00 / 30	7,00 / 10	8,00 / 30	9,00 / 10	10,00 / 8	12,00 / 6

515 mm
330 mm
360 mm

Ref. 1-8

1.347,88 €

515 mm
330 mm
360 mm

Ref. 1-12

1.675,46 €

BW16, BW6 AND BW8 DRILL BITS MIXED DISPLAYS

BW6	3,00 / 10	4,00 / 10	5,00 / 15	6,00 / 15	7,00 / 10	8,00 / 10	9,00 / 10	10,00 / 8	12,00 / 6
BW16	4,00 / 10	5,00 / 10	6,00 / 10	7,00 / 10	8,00 / 10	9,00 / 8	10,00 / 8	12,00 / 6	
BW8	4,00 / 10	5,00 / 10	6,00 / 10	7,00 / 10	8,00 / 10	9,00 / 10	10,00 / 8	12,00 / 6	

BW16, BW6 & BW1 MASONRY DRILL BIT BOXES

BW16	BW169325 / 4	BW169327 / 4	BW169434 / 4	
BW6	BW69325 / 5	BW69327 / 5	BW69328 / 5	BW69434 / 5
BW1	BW19325 / 5	BW19327 / 5	BW19328 / 5	BW19434 / 5

515 mm
330 mm
360 mm

Ref. 1-14

1.354,24 €

CONSTRUCTION DRILL BITS DISPLAYS

Ref. BW9B



515 mm
330 mm
360 mm

Ref. 1-18

4.828,42 €

TILE DRILL BITS BLISTER PACKAGING

BW9 drill bit boxes

BW99325	BW99325	BW99318	BW99318
4	4	4	4

BW9 drills

7,00	8,00	9,00	10,00	11,00
3	10	6	6	6
3,00	4,00	5,00	6,00	6,00
10	12	10	12	12

BW9
CPS
BW7



BW9

CPS

BW7

MIXED DISPLAY FOR PORCELAIN TILE

BW7	4,00 / 3	5,00 / 5	6,00 / 5	8,00 / 3	10,00 / 2		
CPS	5,00 / 2	6,00 / 2	8,00 / 2	10,00 / 1		Water cooling guide with tank	CGB / 1
BW9	4,00 / 2	5,00 / 5	6,00 / 5	8,00 / 2	10,00 / 2		

515 mm
330 mm
360 mm

Ref. 1-49

873,38 €

11,08 €

BW7

CPS

CSE

BW7
CPS
CSE

515 mm
330 mm
360 mm

Ref. 1-27

822,49 €

961,70 €

MIXED DISPLAY FOR PORCELAIN TILE

BW7 drills

4,00	5,00	6,00	8,00	10,00
5	5	5	5	5

CPS drills

5,00	6,00	8,00	10,00	12,00	Guide	CGB
3	3	3	3	3		2

CSE Holesaws

20,00	25,00	30,00	35,00	50,00	Arbor	ADCSE
2	2	2	2	2		2

Display
Grey
Pink

MULTIPURPOSE DRILL BITS CONSTRUCTION DISPLAY

Ref. BW8B

515 mm
330 mm
360 mm

Ref. 1-74

2.834,78 €

MULTIPURPOSE DRILL BITS BLISTER

BW8B drills

9,00 / 10	10,00 / 10	10,00 / 10	12,00 / 7	12,00 / 7
6,00 / 15	7,00 / 15	7,00 / 15	8,00 / 10	8,00 / 10
4,00 / 18	4,00 / 18	5,00 / 15	5,00 / 15	6,00 / 15

GLASS MIXED DISPLAY

BC90

BC70

Ref. BC90B

Ref. BC70B

GLASS MIXED DOUBLE BLISTER DISPLAY

BC70B holesaws

16,00 / 3	18,00 / 3	20,00 / 3
10,00 / 3	12,00 / 3	14,00 / 3

BC90B drill bits

3,00 / 5	4,00 / 5	5,00 / 5	6,00 / 4	8,00 / 4

Ref. 1-24

745,07 €

515 mm
330 mm
360 mm

HAMMER DRILL BITS DISPLAY

Ref. W05B

SDS Plus

HAMMER DRILLS BLISTER PACKAGING

515 mm
330 mm
360 mm

Ref. 1-72

1.170,65 €

W05B drills

8x160 / 7	10x110 / 8	10x160 / 7	12x160 / 7	14x160 / 7
6x160 / 7	7x110 / 8	7x160 / 7	8x110 / 8	8x160 / 7
4x110 / 8	5x110 / 8	5x160 / 7	6x110 / 8	6x160 / 7

CONSTRUCTION DRILL BITS DISPLAYS

SDS Plus

W08 RANGE UNTIL 20 X 200 MM.

W08 drills

6,5x200 / 3	8x200 / 5	10x200 / 5	12x200 / 3	14x200 / 3	15x250 / 3	16x200 / 2	18x200 / 2	20x200 / 2
6x160 / 5	6x160 / 5	8x160 / 5	10x160 / 5	12x160 / 3	14x160 / 3	15x160 / 3	5x200 / 5	6x200 / 5
4x110 / 5	5x110 / 5	5x110 / 5	6x110 / 5	6x110 / 5	8x110 / 5	10x110 / 5	4x160 / 5	5x160 / 5

615 mm
330 mm
360 mm

Ref. 2-11

1.108,02 €

SDS Plus

W05 RANGE UNTIL 20 X 200 MM.

W05 drills

6x200 / 3	8x200 / 3	10x200 / 3	12x200 / 3	14x200 / 3	16x200 / 2	18x200 / 2	20x200 / 2
6x160 / 5	6x160 / 5	6x160 / 5	8x160 / 5	10x160 / 5	12x160 / 3	14x160 / 3	5x200 / 3
4x110 / 5	4x110 / 5	5x110 / 5	6x110 / 5	6x110 / 5	8x110 / 5	10x110 / 5	5x160 / 5

Ref. 2-12

1.025,90 €

615 mm
330 mm
360 mm

SDS Plus

W05 RANGE UNTIL 20 X 200 MM.

W05 drills

7x200 / 3	8x200 / 3	10x200 / 3	12x200 / 3	14x200 / 3	16x200 / 2	18x200 / 2	20x200 / 2
6x160 / 8	7x160 / 5	8x160 / 5	10x160 / 5	12x160 / 3	14x160 / 3	5x200 / 3	6x200 / 3
4x110 / 8	5x110 / 8	6x110 / 8	7x110 / 8	8x110 / 8	10x110 / 8	4x160 / 8	5x160 / 8

615 mm
330 mm
360 mm

Ref. 2-19

1.234,13 €

Display

Grey

CONSTRUCTION DRILL BITS DISPLAYS

SDS Plus

W05 RANGE UNTIL 20 X 450 MM.

W05 drills

18x300 / 2	20x300 / 2	10x450 / 2	12x450 / 2	14x450 / 2	16x450 / 2	18x450 / 2	20x450 / 2
14x200 / 5	16x200 / 5	18x200 / 2	20x200 / 2	10x300 / 3	12x300 / 3	14x300 / 2	16x300 / 2
5x160 / 10	6x160 / 10	8x160 / 10	10x160 / 5	12x160 / 5	14x160 / 5	10x200 / 5	12x200 / 5

615 mm
330 mm
360 mm

Ref. 2-20

1.822,55 €

SDS Plus



W55 RANGE UNTIL 20 X 250 MM.

W55 drills

6,5x210 / 2	8x210 / 2	10x210 / 2	12x200 / 2	14x200 / 2	16x250 / 2	18x250 / 2	20x250 / 2
6x160 / 5	6,5x160 / 5	8x160 / 5	10x160 / 5	12x160 / 3	14x160 / 3	5x210 / 2	6x210 / 2
5x110 / 5	5x110 / 5	6x110 / 5	6x110 / 5	8x110 / 5	10x110 / 5	5x160 / 5	6x160 / 5

615 mm
330 mm
360 mm

Ref. 2-13

1.248,05 €

DeltaTOP series

SDS Plus

W88 PROFESSIONAL HAMMER DRILL BITS UNTIL 20 X 320 MM.

W88 drills

14x270 / 2	16x270 / 2	10x320 / 2	12x320 / 2	14x320 / 2	16x320 / 2	18x320 / 2	20x320 / 1
8x220 / 3	10x220 / 3	12x220 / 2	14x220 / 2	6x270 / 3	8x270 / 3	10x270 / 3	12x270 / 2
5x120 / 5	6x120 / 5	8x120 / 5	10x120 / 5	6x170 / 5	8x170 / 5	10x170 / 3	6x220 / 3

615 mm
330 mm
360 mm

Ref. 2-31

1.648,33 €

CONSTRUCTION DRILL BITS DISPLAYS

SDS Plus

W77 RANGE PROFESSIONAL HAMMER DRILL BITS UNTIL 16 X 215 MM.

W77 drills

14x165 / 1	15x165 / 1	5x215 / 2	6x215 / 2	8x215 / 2	10x215 / 2	12x215 / 1	14x215 / 1	16x215 / 1
6x165 / 5	6,5x165 / 2	7x165 / 1	8x165 / 5	9x165 / 1	10x165 / 5	11x165 / 1	12x165 / 2	13x165 / 1
5x115 / 5	5,5x115 / 2	6x115 / 5	6,5x115 / 2	7x115 / 2	8x115 / 5	10x115 / 2	5x165 / 5	5,5x165 / 1

615 mm
330 mm
360 mm

Ref. 2-28

1.080,89 €

SDS Plus

W77 RANGE PROFESSIONAL HAMMER DRILL BITS UNTIL 20 X 250 MM.

W77 drills

6x215 / 2	8x215 / 2	10x215 / 2	12x215 / 2	14x215 / 1	15x265 / 1	16x215 / 1	18x250 / 1	20x250 / 1
6x165 / 3	6x165 / 3	6,5x165 / 2	8x165 / 3	10x165 / 3	12x165 / 2	14x165 / 2	15x165 / 2	5x215 / 2
5x115 / 3	5x115 / 3	6x115 / 3	6x115 / 3	6,5x115 / 2	8x115 / 3	10x115 / 3	5x165 / 3	5x165 / 3

615 mm
330 mm
360 mm

Ref. 2-26

1.248,59 €

MULTIPURPOSE DRILL BITS DISPLAY

W99

BW8

SDS Plus

BW8 RANGE UNTIL 12 X 150 MM.
W99 RANGE UNTIL 16 X 260 MM.

BW8 drills

4x70 / 4	5x85 / 4	6x100 / 4	8x120 / 4	10x120 / 4	12x150 / 3	BW89325 / 4

W99 drills

6x210 / 2	8x210 / 2	10x210 / 2	12x210 / 2	12x260 / 2	14x260 / 2	16x260 / 2
6x110 / 3	8x110 / 3	10x110 / 3	6x160 / 3	8x160 / 3	10x160 / 3	12x160 / 3

615 mm
330 mm
360 mm

Ref. 2-33

1.068,28 €

Display

Grey

CONSTRUCTION MIXED DISPLAYS: AX DRILLS, POINTS AND CHISELS

SDS Max

AX RANGE UNTIL 30 X 320 MM.

Points & Chisels

P01280	P01400	P01600	C01280	C01400	C01600
2	2	2	2	2	2

AX drills

22x320	24x320	25x320	26x320	28x320	30x320
2	2	2	2	2	2
12x340	14x340	15x340	16x340	18x340	20x320
2	2	2	2	2	2

615 mm
330 mm
360 mm

Ref. 2-23

3.414,28 €

615 mm
330 mm
360 mm

Ref. 2-24

1.313,78 €

SDS Max SDS Plus

POINTS & CHISELS

SDS Max

Points & Chisels

P01280	P01400	P01600	C01280	C01400	C01600
2	2	2	2	2	2

SDS Max

Points & Chisels

C0150	C0175	C01115	CZ0150
2	2	2	2

SDS Plus

Points & Chisels

P02250	P02250	C02250	C02250	CA02250	CZ02250
4	4	4	4	4	4

SDS Max

AX RANGE UNTIL 30 X 520 MM.

Points & Chisels

P01280	P01400	P01600	C01280	C01400	C01600
2	2	2	2	2	2

AX drills

16x540	18x540	20x520	22x520	24x520	25x520	30x520
2	2	2	2	2	2	2
12x340	14x340	16x340	18x340	20x320	22x320	24x320
2	2	2	2	2	2	2

615 mm
330 mm
360 mm

Ref. 2-22

4.052,38 €



WOOD WORKING DRILLS DOUBLE BLISTER PACKAGING



Ref. BMB

CV

Ø mm	L1 x L2 mm		BMB €
3,00	59 x 35	2	**3,95**
4,00	74 x 41	2	**4,10**
5,00	82 x 55	1	**2,73**
6,00	88 x 58	1	**2,92**
7,00	110 x 70	1	**3,11**

Blister: 190x60 mm

	Ø mm	L_1 x L_2 mm		BMB €
Blister: 230x60 mm	8,00	110 x 70	1	**3,63**
	9,00	110 x 70	1	**4,25**
	10,00	115 x 75	1	**4,52**
	11,00	135 x 85	1	**5,63**
	12,00	135 x 85	1	**6,15**
	13,00	135 x 90	1	**5,97**
	14,00	145 x 95	1	**6,54**

Blister: 282x60 mm

Recommended RPM

WOOD	Ø 3	Ø 4	Ø 5	Ø 6	Ø 8	Ø 10	Ø 11
Soft	2000	1500	1300	1250	1200	1000	850
Hard	1400	1300	1100	1000	750	700	600



Ref. BMPRB

HSS

Ø mm	L1 x L2 mm		BMPRB €
3,00	59 x 35	2	**5,57**
4,00	74 x 41	2	**5,99**
5,00	82 x 55	1	**3,66**
6,00	88 x 58	1	**4,56**
7,00	110 x 70	1	**5,27**

Blister: 190x60 mm

	Ø mm	L1 x L2 mm		BMPRB €
Blister: 230x60 mm	8,00	110 x 70	1	**6,24**
	9,00	110 x 70	1	**7,55**
	10,00	115 x 75	1	**7,51**
	11,00	135 x 85	1	**8,89**
	12,00	135 x 85	1	**9,80**
	13,00	135 x 90	1	**10,48**
	14,00	145 x 95	1	**11,49**

Blister: 282x60 mm

Recommended RPM

WOOD	Ø 3	Ø 4	Ø 5	Ø 6	Ø 8	Ø 10	Ø 11
Soft	2000	1500	1300	1250	1200	1000	850
Hard	1400	1300	1100	1000	750	700	600

On demand, we can provide our package with an electromagnetic anti-theft system with an additional unitary charge of 0,07 €. They can be placed in all the products or randomly.

Display

Grey

WOOD WORKING DRILLS DOUBLE BLISTER PACKAGING

Ref. BMPB

CV

1/4"

	Ø mm	L1 x L2 mm		BMPB €
Blister: 230x60 mm	6,00	150	1	4,60
	8,00	150	1	4,90
	10,00	150	1	5,30
	12,00	150	1	5,65
	13,00	150	1	6,50
	14,00	150	1	6,08
	15,00	150	1	6,63
	16,00	150	1	6,22
	17,00	150	1	6,69
	18,00	150	1	6,27

	Ø mm	L_1 x L_2 mm		BMPB €
Blister: 230x60 mm	19,00	150	1	7,12
	20,00	150	1	6,76
	22,00	150	1	7,79
	24,00	150	1	8,40
	25,00	150	1	9,46
	26,00	150	1	9,83
	28,00	150	1	10,38
	30,00	150	1	11,18
	32,00	150	1	11,91
	34,00	150	1	14,42
	35,00	150	1	14,64
	36,00	150	1	13,90
	38,00	150	1	14,61
	40,00	150	1	14,92

Recommended RPM

WOOD	Ø 6	Ø 14	Ø 20	Ø 28	Ø 38
Soft	1400	1100	850	700	550
Hard	700	550	400	350	300

On request, we can add convenient electromagnetic antitheft system to our blistercards, with unitary surcharge of 0,07 €. We can do it to every piece or randomly.

WOOD WORKING DRILLS BOXES BLISTER PACKAGING

CV

Cont.	15 (Ref. BM) CV	
	Ø 3 (x3) - 3,5 (x2) - 4 (x2) - 4,5 - 5 - 5,5 - 6 - 6,5 - 7 - 8 - 10 mm.	
	BM9337B	**27,25 €**

WOOD WORKING DRILLS DISPLAYS

CV WOOD WORKING DRILLS DOUBLE BLISTER

BMB drills

13,00 / 6	14,00 / 6	15,00 / 6	16,00 / 6	18,00 / 6
8,00 / 10	9,00 / 10	10,00 / 10	11,00 / 10	12,00 / 6
3,00 / 18	4,00 / 18	5,00 / 15	6,00 / 15	7,00 / 15

Ref. 1-76

669,27 €

Ref. BMB

515 mm
330 mm
360 mm

515 mm
330 mm
360 mm

Ref. BM

Ref. 1-26

1.104,93 €

CV WOOD WORKING DRILLS PLASTIC POUCH

BM drills bit boxes

BM9334 / 4	BM9333 / 4	BMPR9334 / 4	BMPR9333 / 4

BM drills

12,00 / 6	13,00 / 3	14,00 / 3	15,00 / 3	16,00 / 3	18,00 / 3	20,00 / 3	L1 standard.
3,00 / 15	4,00 / 15	5,00 / 50	6,00 / 50	7,00 / 10	8,00 / 50	9,00 / 10	10,00 / 50	11,00 / 6

CV WOOD WORKING DRILLS PLASTIC POUCH

BM drills

L1 450 mm.

8x450 / 4	10x450 / 4	12x450 / 4	14x450 / 4	16x450 / 4	18x450 / 4	20x450 / 4

L1 300 mm.

5x300 / 4	6x300 / 4	7x300 / 4	8x300 / 4	9x300 / 4	10x300 / 4	12x300 / 4	14x300 / 4	16x300 / 4

L1 standard

3,00 / 15	4,00 / 15	5,00 / 50	6,00 / 50	7,00 / 10	8,00 / 50	9,00 / 8	10,00 / 50	12,00 / 6

Ref. BM

Ref. 2-25

1.525,78 €

615 mm
330 mm
360 mm

CASTOR TYPE WOOD WORKING DRILL BITS

BM4P drills

30,00 / 2	32,00 / 2	35,00 / 2	40,00 / 2	
22,00 / 4	24,00 / 4	25,00 / 3	28,00 / 3	
10,00 / 5	12,00 / 5	16,00 / 5	18,00 / 4	20,00 / 4

515 mm
320 mm
360 mm

Ref. 1-81

1.881,08 €

Ref. BM4P

Display

Grey

WOOD WORKING DRILLS DISPLAYS

HSS — HSS WOOD WORKING DRILLS DOUBLE BLISTER

BMPRB drills

13,00 / 6	14,00 / 6	15,00 / 6	16,00 / 6	18,00 / 6
8,00 / 10	9,00 / 10	10,00 / 10	11,00 / 10	12,00 / 6
3,00 / 18	4,00 / 18	5,00 / 15	6,00 / 15	7,00 / 15

Ref. 1-77
1.080,19 €

Ref. BMPRB

515 mm
330 mm
360 mm

HSS — HSS WOOD WORKING DRILLS IN PLASTIC POUCH

BMPR drills

L1 400 mm.

6x400 / 3	8x400 / 3	10x400 / 3	12x400 / 3	14x400 / 3	16x400 / 3	18x400 / 3

L1 245 mm.

6x245 / 4	8x245 / 4	10x245 / 4	12x245 / 4	14x245 / 4	16x245 / 4	18x245 / 4

L1 standard.

3,00 / 12	4,00 / 12	5,00 / 15	6,00 / 15	7,00 / 10	8,00 / 10	9,00 / 10	10,00 / 8	12,00 / 6

615 mm
330 mm
360 mm

Ref. 2-27
2.169,09 €

Ref. BMPR

Ref. BMPB

515 mm
330 mm (x2)
360 mm

Ref. 1-75
2.742,70 €

WOOD WORKING FLAT DRILL BITS BLISTER PACKAGING

BMPB drills

6,00 / 12	8,00 / 12	10,00 / 12	12,00 / 12	12,00 / 12
14,00 / 12	14,00 / 12	15,00 / 12	16,00 / 12	16,00 / 12
17,00 / 12	18,00 / 12	18,00 / 12	19,00 / 12	20,00 / 12

BMPB drills

20,00 / 12	22,00 / 10	22,00 / 10	24,00 / 10	24,00 / 10
25,00 / 10	26,00 / 10	28,00 / 10	30,00 / 10	32,00 / 10
34,00 / 10	35,00 / 10	36,00 / 10	38,00 / 10	40,00 / 10

WOOD WORKING FLAT DRILL BITS IN PLASTIC POUCH

BMP drills

26,00 / 20	28,00 / 15	30,00 / 15	32,00 / 10	35,00 / 10	40,00 / 10		
17,00 / 3	18,00 / 20	19,00 / 3	20,00 / 20	22,00 / 20	24,00 / 20	25,00 / 20	
6,00 / 5	8,00 / 10	10,00 / 10	12,00 / 20	13,00 / 6	14,00 / 20	15,00 / 6	16,00 / 20

515 mm
330 mm
360 mm

Ref. 1-28
1.806,84 €

Ref. BMP

HSS, MASONRY AND WOOD DRILL BITS BOXES BLISTER PACKAGING

P0705B

46

13 U. Ø 2 - 8 x 0,5 mm.	HSS	DIN 338		25 mm PH1 - PH2 - PH3
				50 mm PH1 - PH2
5 U. Ø 4 - 5 - 6 - 8 - 10 mm.	DIN 8039			25 mm PZ1 - PZ2 - PZ3
				50 mm PZ1 - PZ2
6 U. Ø 3 - 4 - 5 - 6 - 8 - 10 mm.	CV			25 mm P0,6X4,5 - P0,8X5,5
				50 mm P0,6X4,5
6 U. Ø 10 - 12 - 16 - 18 - 22 - 24 mm.		1/4"		25 mm T20 - T30

Ref. PMGX60 ○ ⬢ 1/4"

99,09 €

P0706B

52

12 U. Ø 1,5 - 2 - 2,5 - 3 - 3,2 3,5 - 4 - 4,5 - 5 - 6 - 8 - 10 mm.	HSS	DIN 338		25 mm PH1 - PH2 - PH3
				50 mm PH1 - PH2
11 U. Ø 3 - 4 - 4,5 - 5 - 5,5 6 - 6,5 - 7 - 8 - 9 - 10 mm.	DIN 8039			25 mm PZ1 - PZ2 - PZ3
				50 mm PZ1 - PZ2
10 U. Ø 3 (x2) - 4 (x2) - 5 6 - 7 - 8 - 9 - 10 mm.	CV			25 mm P0,6X4,5 - P0,8X5,5
				50 mm P0,6X4,5
⬢ 1/4"• 3 U. 6-8-10 x 48 mm				25 mm T20 - T30

Ref. PMGX60 ○ • ⬢ 1/4"

102,22 €

CARBIDE TIPPED WOOD MILLING CUTTERS DISPLAY

515 mm
330 mm
360 mm

Ref. 1-90

1.381,33 €

SOLID CARBIDE — WOOD MILLING CUTTERS

Milling Cutters FRC

FRC10500	FRC10600	FRC10800	FRC11000	FRC21600	FRC21800	FRC22000
2	2	2	2	2	2	2
FRC32860	FRC41270	FRC51900	FRC61270	FRC73200	FRC81270	
2	2	2	2	2	2	
FRC92850	FRC103180	FRC113180	FRC123500	FRC133500	FRC143810	
1	1	1	1	1	1	

DRILL BITS MIXED DISPLAYS FOR METAL, WOOD AND CONCRETE

515 mm
330 mm
360 mm

Ref. 1-82
750,90 €

STANDARD QUALITY MIXED DISPLAY

BW1	3,00 / 10	4,00 / 10	5,00 / 15	6,00 / 15	8,00 / 10	10,00 / 10	boxes		BW19325 / 5	
BM	3,00 / 10	4,00 / 10	5,00 / 10	6,00 / 10	8,00 / 10	10,00 / 10	boxes		BM9334 / 5	
BC2	3,00 / 10	3,50 / 10	4,00 / 10	4,50 / 5	5,00 / 20	5,50 / 5	6,00 / 20	6,50 / 10	8,00 / 10	10,00 / 5

PROFESSIONAL QUALITY MIXED DISPLAY

BW6	3,00 / 10	4,00 / 10	5,00 / 10	6,00 / 15	8,00 / 10	10,00 / 5	boxes		BW69325 / 5	
BMPR	3,00 / 10	4,00 / 10	5,00 / 10	6,00 / 10	8,00 / 10	10,00 / 5	boxes		BMPR9334 / 3	
BC5	3,00 / 5	3,50 / 5	4,00 / 10	4,50 / 5	5,00 / 10	5,50 / 5	6,00 / 10	6,50 / 5	8,00 / 10	10,00 / 5

515 mm
330 mm
360 mm

Ref. 1-83
1.067,41 €

1/4" HEXAGONAL SHANK DRILL BITS DOUBLE BLISTER PACKAGING

Ref. BH2B

1/4" | DIN 338 | HSS | 118° | 30° "N" | OX | 70 Kg/mm²

Cutting speed R.P.M.

METAL	Ø 2	Ø 4	Ø 6	Ø 8	Ø 10	Ø 12
Soft	3000	1600	950	800	630	450
Medium	2200	1200	725	625	490	375
Hard	1400	800	500	450	350	300

BH2B

	Ø mm	L1 x L2 mm			€
190x60 mm.	3,00	61 x 33	1/4"	1	9,01
	4,00	75 x 43	1/4"	1	10,45
	5,00	86 x 52	1/4"	1	13,00
	6,00	93 x 57	1/4"	1	14,04
	7,00	109 x 69	1/4"	1	17,18
230x60	8,00	117 x 75	1/4"	1	18,92
	9,00	125 x 81	1/4"	1	20,86
	10,00	133 x 87	1/4"	1	22,52

Ref. BWHB

1/4" | ★★★★ | DIN 8039

Cutting speed R.P.M.

METAL	Ø 3	Ø 5	Ø 8	Ø 10	Ø 12	Ø 13	Ø 14
Soft	3200	1900	1300	1100	900	800	700
Hard	2100	1200	900	700	600	500	400

BWHB

	Ø mm	L1 x L2 mm			€
190x60 mm.	3,00	70x30	1/4"	1	4,26
	4,00	70x30	1/4"	1	4,61
	5,00	85x45	1/4"	1	4,99
	6,00	100x50	1/4"	1	5,55
	7,00	100x50	1/4"	1	6,51
230x60 mm.	8,00	120x70	1/4"	1	7,54
	9,00	120x70	1/4"	1	9,03
	10,00	120x70	1/4"	1	10,11
	11,00	150x80	1/4"	1	12,58
	12,00	150x80	1/4"	1	13,55
	13,00	150x80	1/4"	1	16,66
	14,00	150x80	1/4"	1	19,02

Ref. BMHB

1/4" | ★★★ | CV

Cutting speed R.P.M.

METAL	Ø 3	Ø 5	Ø 8	Ø 10	Ø 12	Ø 13	Ø 14
Soft	2000	1500	1300	1250	1200	1000	850
Hard	1400	1300	1100	1000	750	700	600

BMHB

	Ø mm	L1 x L2 mm			€
190x60 mm.	3,00	59 x 35	1/4"	1	3,47
	4,00	74 x 41	1/4"	1	3,68
	5,00	82 x 55	1/4"	1	3,62
	6,00	88 x 58	1/4"	1	4,90
	7,00	110 x 70	1/4"	1	5,54
230x60 mm.	8,00	110 x 70	1/4"	1	5,78
	9,00	110 x 70	1/4"	1	6,00
	10,00	115 x 75	1/4"	1	6,64
	11,00	135 x 85	1/4"	1	7,75
	12,00	135 x 85	1/4"	1	8,23
	13,00	135 x 90	1/4"	1	12,88
	14,00	145 x 95	1/4"	1	15,17

1/4" HEXAGONAL SHANK DRILLS MIXED DISPLAYS

Ref. BH2B Ref. BWHB Ref. BMHB

BH2



BWH

BMH

1/4" HEXAGONAL SHANK DRILLS

Boxes					
BWH	BWH9318 / 4	BWH9327 / 4	BMH	BMH9335 / 4	BMH9333 / 4
Drills blister packaging					
BMHB	4,00 / 8	5,00 / 10	6,00 / 10	8,00 / 8	10,00 / 5
BWHB	4,00 / 8	5,00 / 10	6,00 / 10	8,00 / 8	10,00 / 5

Ref. 1-38

845,07 €

515 mm
330 mm
360 mm

515 mm
330 mm
360 mm

Ref. 1-39

1.236,53 €

METAL, WOOD AND MASONRY DRILL BITS

BH2B	4,00 / 10	5,00 / 10	6,00 / 10	8,00 / 10	10,00 / 10
BWHB	4,00 / 8	5,00 / 10	6,00 / 10	8,00 / 8	10,00 / 5
BMHB	4,00 / 8	5,00 / 10	6,00 / 10	8,00 / 8	10,00 / 5

METAL AND MASONRY DRILL BITS

Boxes					
BWH	BWH9318 / 4	BWH9327 / 4	BH2	BH29335 / 4	BH29333 / 4
Drills blister packaging					
BH2B	4,00 / 10	5,00 / 10	6,00 / 10	8,00 / 10	10,00 / 10
BWHB	4,00 / 8	5,00 / 10	6,00 / 10	8,00 / 8	10,00 / 5

Ref. 1-40

1.780,25 €

515 mm
330 mm
360 mm

SCREWDRIVER BIT AND HOLDER DISPLAYS

820 mm
400 mm
220 mm

Plus

Ref. 5-1

1.142,25 €

2 PIECES SCREWDRIVER BIT BOXES

25 mm	PH1-2	PH2-2	PH3-2		50 mm	PH1X50-2	PH2X50-2	PH3X50-2
	5	5	5			5	5	5
25 mm	PZ1-2	PZ2-2	PZ3-2		50 mm	PZ1X50-2	PZ2X50-2	PZ3X50-2
	5	5	5			5	5	5
25 mm	PT10-2	PT15-2	PT20-2	PT25-2	PT30-2	PT40-2		
	5	5	5	5	5	5		
50 mm	PT10X50-2	PT15X50-2	PT20X50-2	PT25X50-2	PT30X50-2	PT40X50-2		
	5	5	5	5	5	5		
25 mm	PHX2-2	PHX4-2	PHX6-2	PHX8-2				
	5	5	5	5				
25 mm	P0,6X4,5-2	P0,8X5,5-2	P1,2X6,5-2					
	5	5	5					

Ref. PMGX51 (x5) · Ref. PMGSDSX78 (x5) Magnetic holder
Ref. PCRX74 (x5) Magnetic holder
Ref. PCTX60 (x5) Magnetic holder with additional ring

820 mm
400 mm
220 mm

Plus

Ref. 5-2

1.976,85 €

5 PIECES SCREWDRIVER BIT BOXES

25 mm	PH1-5	PH2-5	PH3-5		50 mm	PH1X50-5	PH2X50-5	PH3X50-5
	5	5	5			5	5	5
25 mm	PZ1-5	PZ2-5	PZ3-5		50 mm	PZ1X50-5	PZ2X50-5	PZ3X50-5
	5	5	5			5	5	5
25 mm	PT10-5	PT15-5	PT20-5	PT25-5	PT30-5	PT40-5		
	5	5	5	5	5	5		
50 mm	PT10X50-5	PT15X50-5	PT20X50-5	PT25X50-5	PT30X50-5	PT40X50-5		
	5	5	5	5	5	5		
25 mm	PHX2-5	PHX4-5	PHX6-5	PHX8-5				
	5	5	5	5				
25 mm	P0,6X4,5-5	P0,8X5,5-5	P1,2X6,5-5					
	5	5	5					

Ref. PMGX51 (x5) · Ref. PMGSDSX78 (x5) Magnetic holder
Ref. PCRX74 (x5) Magnetic holder
Ref. PCTX60 (x5) Magnetic holder with additional ring

820 mm
400 mm
220 mm

Plus

Ref. 5-3

1.453,35 €

2 AND 5 PIECES SCREWDRIVER BIT BOXES

25 mm	PH1-5	PH2-5	PH3-5		50 mm	PH1X50-2	PH2X50-2	PH3X50-2
	5	5	5			5	5	5
25 mm	PZ1-5	PZ2-5	PZ3-5		50 mm	PZ1X50-2	PZ2X50-2	PZ3X50-2
	5	5	5			5	5	5
25 mm	PT10-5	PT15-5	PT20-5	PT25-5	PT30-5	PT40-5		
	5	5	5	5	5	5		
50 mm	PT10X50-2	PT15X50-2	PT20X50-2	PT25X50-5	PT30X50-2	PT40X50-2		
	5	5	5	5	5	5		
25 mm	PHX2-5	PHX4-5	PHX6-5	PHX8-5				
	5	5	5	5				
25 mm	P0,6X4,5-5	P0,8X5,5-5	P1,2X6,5-5					
	5	5	5					

Ref. PMGX51 (x5) · Ref. PMGSDSX78 (x5) Magnetic holder
Ref. PCRX74 (x5) Magnetic holder
Ref. PCTX60 (x5) Magnetic holder with additional ring

TUBE / SHEET AND STEP DRILLS MIXED DISPLAY

Ref. AV30B

Ref. AV40B

HSS TUBE & SHEET AND TWO FLUTED STEP DRILLS

	Tube & sheet drills		
AV30	AV30BM0 / 4	AV30BM1 / 4	AV30BM2 / 4
	Two fluted step drills		
AV40	AV40BM5 / 4	AV40BM8 / 4	AV40BM9 / 4
AV40	AV40BM2 / 4	AV40BM3 / 4	AV40BM4 / 4

Ref. 1-47

2.547,84 €

515 mm
330 mm
360 mm

JIGSAW BLADES MIXED DISPLAY

METAL P5520
WOOD P5525
MULTIPURPOSE P5526

JIGSAW BLADES MIXED DISPLAY

5 jigsaw blades blister packaging

P5525 / 10	P5526 / 10	P5509 / 10	P5519 / 10
P5505 / 10	P5516 / 10	P5520 / 10	P5522 / 10
P5501 / 10	P5502 / 10	P5503 / 10	P5504 / 10

Ref. 1-33

1.512,30 €

515 mm
330 mm
360 mm

HA CORE BITS DISPLAY

515 mm
330 mm
360 mm

Ref. 1-101

1.606,44 €

SDS Plus

HA CORE BITS DISPLAY

80 / 1	68 / 1	HA11x320 / 3	HA320SDS / 3
68 / 1	50 / 2	40 / 2	HA220SDS / 3
35 / 2	30 / 2	25 / 2	HA8 / 10	HA100SDS / 3

HOLESAW DOUBLE BLISTER PACKAGING DISPLAYS

Ref. CB

530 mm
885 mm

ARBORS BLUEMASTER HOLESAW DISPLAY

B5519S	CB16B	CB19B	CB20B	CB22B	CB25B	CB27B	CB30B
Ø 14-30	Ø 16	Ø 19	Ø 20	Ø 22	Ø 25	Ø 27	Ø 30
5	3	3	3	3	3	3	3
B5546S	CB32B	CB35B	CB40B	CB48B	CB50B	CB60B	CB68B
Ø32-210	Ø 32	Ø 35	Ø 40	Ø 48	Ø 50	Ø 60	Ø 68
4	3	3	2	2	2	2	2

Ref. CBEXP1B

534,93 €

Ref. COB

530 mm
885 mm

ARBORS BLUEMASTER HSS-CO 8% HOLESAW DISPLAY

B5519S	COB16B	COB19B	COB20B	COB22B	COB25B	COB27B	COB30B
Ø 14-30	Ø 16	Ø 19	Ø 20	Ø 22	Ø 25	Ø 27	Ø 30
5	3	3	3	3	3	3	3
B5546S	COB32B	COB35B	COB40B	COB48B	COB51B	COB60B	COB68B
Ø32-210	Ø 32	Ø 35	Ø 40	Ø 48	Ø 51	Ø 60	Ø 68
4	3	3	2	2	2	2	2

Ref. COBEXP1B

684,89 €

Ref. MGB

530 mm
885 mm

ARBORS MASTER-GRIT HOLESAW DISPLAY

B5519-CMS	B8537S	MG19B	MG20B	MG22B	MG25B	MG29B	MG32B
Ø 14-30	Pilot drill	Ø 19	Ø 20	Ø 22	Ø 25	Ø 29	Ø 32
5	6	3	3	3	3	3	3
B5546-CMS	MG35B	MG38B	MG44B	MG48B	MG51B	MG60B	MG70B
Ø32-210	Ø 35	Ø 38	Ø 44	Ø 48	Ø 51	Ø 60	Ø 70
3	3	2	2	2	2	2	2

Ref. REMEXPB

944,44 €

BLUEMASTER COMMERCIAL SPACE

GENERATE NEW COMMERCIAL SPACES AND MULTIPLY CUTTING TOOL SALES

DISPLAY HEAD IDENTIFYING THE CUTTING TOOL FAMILY

Front and vertical lighting of the exhibition surface.

ALL KINDS OF SOLUTIONS TO GENERATE THE MOST FAVORABLE ENVIRONMENT FOR SALE

Showcases available to safely store high value items.

GENERATE THE MOST SUITABLE COMMERCIAL SPACE WITH THE WIDEST RANGE OF DISPLAYS AVAILABLE

Create the perfect atmosphere by using aisles with displays of different heights.



WIDE RANGE OF ACCESSORIES TO POSITION EACH PRODUCT CORRECTLY

Make the best use of the area and volume of exposure for maximum profitability.

SPECIALIZED INDUSTRIAL SUPPLIERS STORE DISPLAYS



2.480 mm
1.000 mm
400 mm

METAL DRILLS

1 Ref. BC5 HSSCo 5%				2 Ref. BC2 HSS			3 Ref. BC02 HSSG		
2,00 / 100	2,25 / 50	2,50 / 100	2,75 / 30	3,00 / 100	3,25 / 50	3,50 / 50	3,75 / 30	4,00 / 100	4,25 / 50
4,50 / 50	4,75 / 30	5,00 / 100	5,25 / 50	5,50 / 50	5,75 / 50	6,00 / 80	6,25 / 20	6,50 / 50	6,75 / 20
7,00 / 50	7,25 / 20	7,50 / 30	7,75 / 20	8,00 / 60	8,25 / 20	8,50 / 30	8,75 / 20	9,00 / 50	9,25 / 10
9,50 / 20	9,75 / 10	10,00 / 60	10,50 / 20	11,00 / 12	11,50 / 6	12,00 / 12	12,50 / 6	13,00 / 6	14,00 / 6

4 Ref. BC9 HSS 12,70 Reduced shank drills									
14,00 / 6	14,50 / 2	15,00 / 6	15,50 / 2	16,00 / 6	16,50 / 2	17,00 / 3	18,00 / 4	19,00 / 2	20,00 / 3

5 Ref. BC11 HSS DIN 345 Taper shank drills									
10,00 / 4	10,50 / 2	11,00 / 4	11,50 / 2	12,00 / 4	12,50 / 2	13,00 / 4	13,50 / 2	14,00 / 4	14,50 / 2
15,00 / 4	15,50 / 2	16,00 / 4	16,50 / 2	17,00 / 4	17,50 / 2	18,00 / 4	18,50 / 2	19,00 / 4	19,50 / 2
20,00 / 4	20,50 / 2	21,00 / 3	21,50 / 1	22,00 / 3	22,50 / 1	23,00 / 2	23,50 / 1	24,00 / 2	24,50 / 1
25,00 / 2	25,50 / 1	26,00 / 2	26,50 / 1	27,00 / 2	27,50 / 1	28,00 / 2	28,50 / 1	29,00 / 1	30,00 / 2
31,00 / 1	32,00 / 2	35,00 / 1	40,00 / 1	45,00 / 1	50,00 / 1				

FL01
31.440,73 €

SPECIALIZED INDUSTRIAL SUPPLIERS STORE DISPLAYS

2.480 mm
1.000 mm
400 mm

SILVER DISPLAY

1 Ref. BC2B **HSS** Twist drills for metal blister packaging & boxes

1,00	1,50	2,00	2,50	3,00	3,50	4,00	4,50	5,00	5,50	6,00	6,50
15	15	15	15	15	15	15	15	15	15	15	15
7,00	7,50	8,00	8,50	9,00	10,00	10,50	11,00	12,00	13,00	DR9312	DR9314
15	10	10	10	10	10	10	10	10	10	4	4

2 Ref. BC5B **HSSCo** Twist drills for metal blister packaging & boxes

3,00	3,50	4,00	4,50	5,00	6,00	7,00	8,00	10,00	12,00	13,00	DC9312	DC9314
15	15	15	15	15	15	15	10	10	10	10	4	4

3 Ref. BW6B Construction drill bits blister packaging & boxes

3,00	4,00	5,00	6,00	7,00	8,00	9,00	10,00	11,00	12,00	14,00	BW69325
15	15	15	15	15	10	10	10	10	10	10	4

4 Jigsaw blades

P5503	P5501	P5554	P5525	P5512
6	6	6	6	6

5 Ref. BMPB **CV** Flat drill bits blister packaging

12,00	14,00	16,00	18,00	20,00	22,00	25,00	28,00	30,00
6	6	6	6	6	6	6	6	6

6 Ref. COB..B **HSSCo 8%** 4/6 Holesaws

20	22	25	27	29	30	32	35	40	48	51	54	60	68	70
2	2	2	2	2	2	2	2	1	1	1	1	1	1	1

7 Arbors

B5519	B5546
2	2

8 Ref. BW7 Standard high performance tile bits

4,00	5,00	6,00	8,00	10,00	BW79325
4	4	4	4	4	4

SILVER	SILVER
5.997,73 €	763,47 €

SPECIALIZED INDUSTRIAL SUPPLIERS STORE DISPLAYS



2.480 mm
1.000 mm
550 mm

GOLD DISPLAY

1 Ref. BC2F **HSS** Twist drills for metal plastic pouch & boxes

1,00	1,50	2,00	2,50	3,00	3,50	4,00	4,50	5,00	5,50	6,00	6,50
10	10	10	10	10	10	10	10	10	10	10	10
7,00	7,50	8,00	8,50	9,00	9,50	10,00	11,00	12,00	13,00	DR9312	DR9314
10	10	10	10	10	10	10	5	5	5	2	2

2 Ref. BC5F **HSSCo** Twist drills for metal plastic pouch & boxes

1,00	1,50	2,00	2,50	3,00	3,50	4,00	4,50	5,00	5,50	6,00	6,50
10	10	10	10	10	10	10	10	10	10	10	10
7,00	7,50	8,00	8,50	9,00	9,50	10,00	11,00	12,00	13,00	DC9312	DC9314
10	10	10	10	10	10	10	5	5	5	2	2

3 Ref. W05 **SDS PLUS** Construction drill bits

4x110	6x110	8x110	10x110	4x160	6x160	8x160	10x160
6	6	6	6	6	6	6	6
12x160	6x200	8x200	10x200	12x200	14x200	16x200	
6	6	6	6	6	6	6	

4 Ref. BW6F Construction drill bits plastic pouch & boxes

3,00	4,00	6,00	8,00	10,00	BW69318	BW69319
10	10	10	10	10	2	2

5 Ref. BW7 Standard high performance tile bits

4,00	5,00	6,00	8,00	10,00
8	8	8	8	8

6 Ref. CPS Diamond tile drill bits

5,00	6,00	8,00	10,00
3	3	3	3

8 Jigsaw blades

P5525	P5503	P5524	P5536
4	4	4	4

9 Wood sets

BM9333	BM9334
2	2

10 Ref. BMP **CV** Flat drill bits

16,00	18,00	20,00	22,00	24,00	26,00	28,00	30,00
2	2	2	2	2	2	2	2

11 Ref. COB **HSSCo 8%** 4/6 Holesaws

16	19	21	25	27	30	32	35	40	48	51	60	70
2	2	2	2	2	2	2	2	2	2	2	2	2

12 Arbors

B5519S	B5546S
4	4

GOLD	GOLD
5.465,74 €	768,62 €

SPECIALIZED INDUSTRIAL SUPPLIERS STORE DISPLAYS

2.480 mm
1.000 mm
550 mm

ELECTRICAL SUPPLIERS DISPLAY

1 Ref. W05 **SDS PLUS** Construction drill bits

5x110	6x110	8x110	10x110	5x160	6x160	8x160	10x160	12x160	
10	10	10	10	10	10	10	10	10	
8x200	10x200	12x200	14x200	16x200	18x200	12x450	14x450	16x450	18x450
6	6	6	5	5	5	3	3	3	3

2 Ref. BW6F Construction drill bits plastic pouch

3,00	4,00	5,00	6,00	7,00	8,00	9,00	10,00	12,00	14,00
30	30	60	60	30	50	20	20	20	20

3 Ref. BC2F **HSS** Twist drills for metal in plastic pouch

1,00	2,00	3,00	4,00	5,00	6,00	7,00	8,00	9,00	10,00	12,00
10	10	10	10	10	10	10	10	10	10	10

4 Ref. CB..B **HSS M3** 4/6 Holesaws

16	20	25	29	38	40	48	50	54	60	73	83
4	4	4	4	3	3	3	3	3	2	2	2

5 Arbors

B5519S	B5546S
6	6

6 Ref. AV30B Tube&sheet drills

AV30BM0B	AV30BM1B	AV30BM2B
3	3	3

Ref. AV40B Step drills

AV40BM2B	AV40BM4B
3	3

7 Jigsaw blades

P5501	P5504	P5511	P5514
10	10	10	10

8 Hacksaw blades

1224ULBM-50
1

9 Circle cutting holesaws

CL220	CL285
1	1

10 Hacksaw frames

ASYH2009
2

EXPOSITORF	EXPOSITORF
4.190,51 €	2.445,64 €

SPECIALIZED INDUSTRIAL SUPPLIERS STORE DISPLAYS



2.480 mm
1.000 mm
550 mm

BUILDERS SUPPLIERS

1 Ref. AX **SDS MAX** Construction drill bits

12x340 / 2	12x540 / 2	14x340 / 2	14x540 / 2	15x340 / 2	16x340 / 2	16x540 / 2	18x340 / 2
18x540 / 2	20x320 / 2	20x520 / 2	22x320 / 1	22x520 / 1	24x320 / 1	24x520 / 1	25x320 / 1
25x520 / 1	26x320 / 1	26x520 / 1	28x320 / 1	28x520 / 1	30x320 / 1	30x520 / 1	

2 Ref. W05 **SDS PLUS** Construction drill bits

5x110 / 3	6x110 / 3	8x110 / 3	10x110 / 3	5x160 / 3	6x160 / 3	8x160 / 3	10x160 / 3
12x160 / 3	8x200 / 2	10x200 / 2	12x200 / 2	14x200 / 2	16x200 / 2	18x200 / 2	12x450 / 2
14x450 / 2	16x450 / 2	18x450 / 2	W05D9412 / 2				

3 Ref. W77 **SDS PLUS** Construction drill bits

5x115 / 3	6x115 / 3	8x115 / 3	10x115 / 3	5x165 / 3	6x165 / 3	8x165 / 3	10x165 / 3	12x165 / 3
10x265 / 2	12x265 / 2	14x265 / 2	16x265 / 2	W77D9412 / 2				

4 Ref. CPH Diamond tile drill bits

5,00 / 2	6,00 / 2	8,00 / 2	10,00 / 2	12,00 / 2	14,00 / 2

5 Ref. CPS Diamond tile drill bits

5,00 / 2	6,00 / 2	8,00 / 2	10,00 / 2	12,00 / 2	14,00 / 2

6 Ref. BW7 Construction drill bits

4 / 5	5 / 5	6 / 5	8 / 5	10 / 5	BW79325 / 2

7 Ref. BW9 Construction drill bits

4 / 5	5 / 5	6 / 5	8 / 5	10 / 5	BW99325 / 2

8 Ref. CSE Diamond Holesaws

5 / 2	6 / 2	8 / 2	10 / 2	14 / 2	20 / 2	25 / 2	30 / 2
35 / 2	40 / 2	45 / 2	50 / 2	68 / 2	83 / 2		

9 Ref. SDS PLUS Points and chisels

C02250 / 2	CA02250 / 2	P02250 / 2

10 Ref. SDS MAX Points and chisels

C01400 / 2	C0150 / 2	P01400 / 2	P01280 / 2

EXPOSITORG	EXPOSITORG
8.619,53 €	2.597,40 €

SPECIALIZED INDUSTRIAL SUPPLIERS STORE DISPLAYS

2.480 mm
1.000 mm
550 mm

DIAMOND DISCS

1 Ref. BW35 **DELTA 3 PLUS**

5x100 / 10	6x100 / 10	8x120 / 10	10x120 / 10	12x150 / 10	5x150 / 5	6x150 / 5
8x200 / 5	10x200 / 5	12x200 / 5	BW359328 / 4			

2 Ref. FTK STARLOCK CUTTERS

FTK5106 / 5	FTK5110 / 5	FTK5140 / 5	FTK5117 / 5	FTK5147 / 5
FTK5132 / 5	FTK5108 / 5	FTK5129 / 5	FTK5113 / 5	

3 Ref. BW33 Carbide mortar rake

8 / 2	10 / 2	12 / 2	ADQCA / 2

4 Diamond discs

DD5-115 / 3	DD5-125 / 5	DD5-180 / 2	DD5-230 / 2	DD1-115 / 5
DD1-125 / 10	DD1-180 / 2	DD1-230 / 2	DD2-115 / 3	DD2-125 / 5
DD2-180 / 2	DD2-230 / 2	DD3-115 / 3	DD3-125 / 5	DD3-180 / 2
DD3-230 / 2	DD4-115 / 3	DD4-125 / 5	DD4-180 / 2	DD4-230 / 2
DD6-115 / 3	DD6-125 / 5	DD6-180 / 2	DD6-230 / 2	

5 Ref. SCMD MULTI-PURPOSE DISC

SCMD115X1,60 / 2	SCMD125X1,60 / 2	SCMD230X1,60 / 2

EXPOSITORH	EXPOSITORH
935,85 €	3.660,77 €

HIGH DISPLAY STAND BLUEMASTER



DOUBLE LIGHTING,
PREMIUM IMAGE AT THE STORE

ILLUMINATED DISPLAY
OF THE CORPORATIVE IMAGE

VERTICAL LIGHTING
OF THE INTERIOR OF THE DISPLAY

CORPORATIVE SLOGAN

2.480 mm
1.000 mm
550 mm

EXPOSITORBM
961,00 €

HIGH DISPLAY COLUMN

LOGO IN
SERIGRAPHY

The right accesory
for your implementation

2.480 mm
300 mm
550 mm

EXPCOLUMNABM
395,95 €

HIGH DISPLAY CASE FOR STAND BLUEMASTER

HIGH RESISTANCE
METHACRYLATE

DOUBLE-LEAF
DOORS

HIGH-SECURITY
LOCK

The ideal solution for displaying
high-value items in complete security

1.900 mm
1.000 mm
400 mm

EXPVITRINAALTABM
935,95 €

Stand not included

LOW DISPLAY CASE FOR STAND BLUEMASTER

GLASS SHELF
WITH TOP LOCKING

HIGH RESISTANCE
METHACRYLATE

DOUBLE-LEAF
DOORS

HIGH-SECURITY
LOCK

1.150 mm
1.000 mm
400 mm

EXPVITRINABAJABM
732,15 €

Stand not included

SHELF WITH DRAWER FOR BLUEMASTER DISPLAY

LARGE STORAGE CAPACITY IN YOUR DISPLAY

INCLUDES LEG-SUPPORT FOR MOUNTING OVER THE DISPLAY

1.000 mm
350 mm
100 mm

EXPBANDEJACAJONBM
123,35 €

FLAT SHELF FOR BLUEMASTER DISPLAY

INCLUDES LEG-SUPPORT FOR MOUNTING OVER THE DISPLAY



1.000 mm
400 mm

EXPBANDEJABM
60,70 €

DRAW DIVIDER BLUEMASTER



1.000 mm
90 mm

EXPCHAPA1000X90
11,95 €

350 mm
90 mm

EXPCHAPA350X90
6,63 €

DISPLAY HOOK BLUEMASTER

200 mm
4 mm

EXPGANCHOBM
2,26 €

52 mm
52 mm

EXPGANCHOBM2
4,26 €

ONE SIDE LOW DISPLAY STAND BLUEMASTER

CORPORATIVE IMAGE ON TOP

CORPORATIVE SLOGAN

1.680 mm
1.000 mm
550 mm

EXPOSITORBAJO1BM

493,28 €

LOW DISPLAY CASE FOR STAND BLUEMASTER

GLASS SHELF WITH TOP LOCKING

HIGH RESISTANCE METHACRYLATE

DOUBLE-LEAF DOORS

HIGH-SECURITY LOCK

1.150 mm
1.000 mm
400 mm

EXPVITRINABAJABM

732,15 €

Stand not included

DOUBLE SIDE LOW DISPLAY STAND BLUEMASTER

CORPORATIVE IMAGE ON TOP

THE PERFECT SOLUTION TO SET UP DISPLAY RACKS IN THE EXHIBITION AREA

CORPORATIVE SLOGAN

1.680 mm
1.000 mm
550 mm

EXPOSITORBAJO2BM

801,95 €

CORNER HIGH DISPLAY STAND BLUEMASTER



DOUBLE LIGHTING,
PREMIUM IMAGE AT THE STORE

VERTICAL LIGHTING OF THE INTERIOR OF THE DISPLAY

Maximize the profitability of your commercial surface.
Bluemaster offers you the widest solution to generate the best sales space dedicated to the tools of the market.

EXPESQUINABM
735,73 €

2.480 mm
1.000 mm
320/550 mm

CORNER HIGH DISPLAY COLUMN

LOGO IN
SERIGRAPHY

The right accesory
for your implementation

2.480 mm
1.000 mm
320/550 mm

EXPESQCOLUMNABM
441,40 €

CORNER FLAT SHELF FOR BLUEMASTER DISPLAY

INCLUDES LEG-SUPPORT
FOR MOUNTING OVER THE DISPLAY



1.000 mm
320/550 mm

EXPESQBANDEJABM
60,70 €

BLUEMASTER THREE LEVELS DISPLAY Nº 1

515 mm
330 mm
360 mm

EXPOSITOR1V
97,85 €

BLUEMASTER THREE LEVELS DISPLAY Nº 2

615 mm
330 mm
360 mm

EXPOSITOR2V
97,85 €

BLUEMASTER COUNTER DISPLAY DISPLAY Nº 5

820 mm
400 mm
220 mm

EXPOSITOR5V
71,75 €

BLUEMASTER THREE LEVELS DIPLAY HOOK



120 mm

GANCHO3
2,26 €

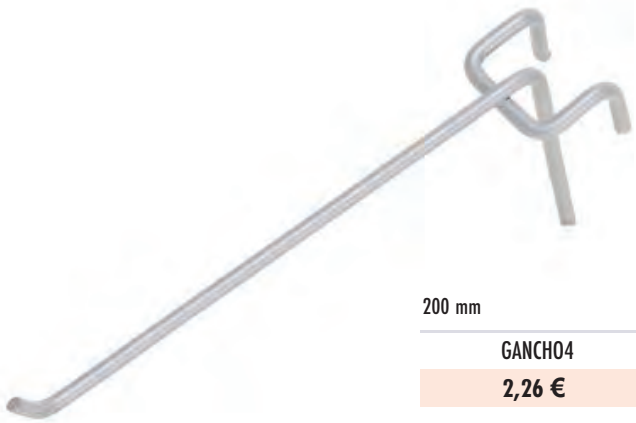

200 mm

GANCHO4
2,26 €

BLUE-MASTER® by celesa

2026 PRICE LIST

GROSS PRICE 2025 + 7%

Effective from 4 May 2026

THREAD
RESTORATION GUIDE

Manufactured from high quality chromium nickel stainless steel, PowerCoil Wire Thread Inserts provide high strength internal threads that resist the effects of temperature and corrosion. Their unique design ensures superior threads whose compound performance cannot be reproduced by any other single fastening method. Available in two basic forms, free running or screw locking, they are much lighter and less expensive than any other equivalent type of thread insert and because of their compact size they can generally be incorporated into existing designs where no previous provision has been made.

Free Running

Produced from precision profiled austenitic stainless steel wire wound into a helical spiral, PowerCoil free running inserts have a spring like appearance. When installed, using any one of a variety of manual or automatic tools, they provide strong permanent internal threads which resist heat and corrosion. Once fitted, their position is maintained by the action of radial pressure between their coils and the flanks of the tapped hole. This pressure exists because their free diameter is larger by a calculated amount, than their installed diameter.

Screw Locking

Screw locking (or prevailing torque) inserts are of particular value in applications subject to the effects of cyclic vibration or impact. In addition to the benefits afforded by free running inserts, PowerCoil screw locking inserts offer the additional security of prevailing locking torque. This is achieved by the action of one or more polygonal grip coils positioned within the insert's length, which exert radial pressure on the male thread. Each grip coil consists of a number of tangential locking chords which protrude inside the minor diameter of the normal free running coils. As the male thread passes through these grip coils, the locking flats are displaced thus exerting radial pressure or prevailing torque on the male thread. On removal of the male thread, the locking coils relax to their original form permitting repeated assembly whilst retaining a measurable level of prevailing torque.

Features & Benefits

For many years, helically coiled wire thread inserts have been vastly underestimated. The popular misconception that they were designed for the repair of damaged threads has given this unique fastener a false image.

They are much lighter and less expensive than any other equivalent type of thread insert and because of their compact size, can generally be introduced into existing designs where no previous provision has been made. Unlike many other economic measures, their introduction increases quality and performance whilst reducing overall product cost. Their introduction may result in the use of thinner sections or lighter parent materials without sacrificing thread strength.

They protect tapped threads against failures due to stripping, seizing, corrosion and wear. PowerCoil wire thread inserts are produced from austenitic stainless steel wire which is work hardened to a tensile strength above 200,000psi and a hardness of Rc43-50.The inserts have an exceedingly smooth surface finish which virtually eliminates friction-induced thread errosion.

Strength

Due to their flexibility, wire thread inserts create internal threads which have a much improved distribution of residual stress loading when compared with conventional tapped holes, where up to 70% of the shearing forces are carried by the first three threads in the tapped hole. The flexibility of wire thread inserts helps to compensate for pitch and flank angle errors, inherent in normal tapped holes, and significantly enhances the load bearing capacity by deflecting the residual forces into a helical hoop stress which is dispersed into the wall of the tapped hole. This enables the design to be confidently based on the bolt strength utilising smaller and shorter threads even when used in low strength materials.

The high tensile coils of a wire thread insert undergo a diameter reduction during installation. The outward spring-like force of the coils "locks" the insert into place.

Each coil can flex independently to contact the greatest amount of parent material thread surface. Both static and dynamic load bearing capabilities are improved.

Reference standards

SBAC AS 6734 & 8456
British Society of Aerospace Companies Standard. Specifically referring to UNC thread free inserts, a mandatory requirement of the Society. In fact, very similar to the Military Standard.

SBAC AS 6733 & 8455
Same requirement as above, extending to all free inserts in general.

BS
British Standard for Small Diameter Inserts. This is the generalised standard for all insert manufacturers, equivalent to DIN8140.

NASM 3279, 3280 & 3281
Military standard for free inserts. Military standard inserts are larger in diameter in the free state than standard inserts, making them more difficult to install and to remove. CELESA can supply and certify these inserts on request. The German DIN8140 standard for general purpose inserts has similar tolerances to the military standard inserts.

LN9499
German aerospace standard. No longer in use, although CELESA can supply and certify these inserts on request.

DIN8140
The Powercoil inserts distributed by CELESA comply with the requirements of the DIN8140 Standard.

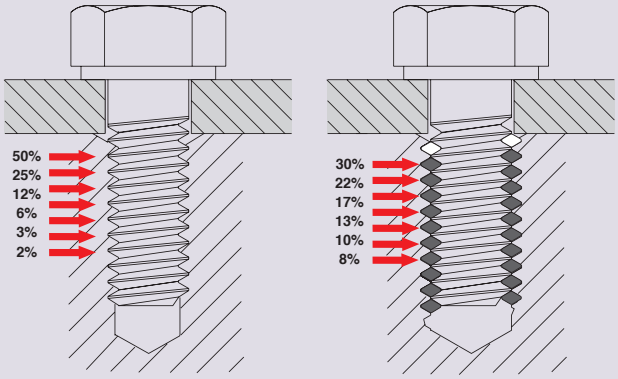

2026 PRICE LIST

GROSS PRICE 2025 + 7%

Effective from 4 May 2026

powercoil by celesa

SCREW THREAD INSERTS

Part No. 35 20 - 12.00 X 1.5D

35	PowerCoil - Stainless Steel
36	Loksert - Carbon Steel
37	Loksert - Stainless Steel

DIAMETER

XX . XX	Metric
XX / XX	Imperial

20	Metric Coarse	32	UNC
21	Metric Fine	34	UNF
22	Spark Plug	44	BA
23	Metric Fine	46	BSP
24	Metric Fine	52	NPT
28	BSW	60	BSB
30	BSF	70	8-UN
00	Multifunctional		

X.XD	Insert length as a factor of nominal screw	INC	Inconel X-750
IR	PowerCoil strip-feed reel	NM	Nimonic 90
SL	PowerCoil screw locking	NT	Nitronic 60
K	PowerCoil thread repair kit	Y	316 Stainless Steel
P	PowerCoil Hang sell insert packet	CD	Cadmium plate
WK	PowerCoil workshop kit	ZN	Zinc plate
HIT	Hand installation tool	AG	Silver plate
HIP	Prewinder installation tool	FL	Dry film lubricant
MIT	Machine installation tool	I	Tap Intermediate STI
HIM	Hex drive installation mandrel	T	Tap Taper STI
MIP	Pneumatic installation tool	B	Tap Bottoming STI
TB	Tang break tool	SF	Tap Spiral Flute STI
STB	Spring loaded tang break tool	SP	Tap Spiral Point STI
PTB	Pneumatic tang break tool	FT	Tap Fluteless STI
RT	Removal/extraction tool	PD	Loksert Thin Wall
LH	Left Hand	PR	Loksert Heavy Duty
GC	Gauge STI 4H5H tolerance	TT	Loksert Thin Wall install tool
GM	Gauge STI 6H tolerance	HT	Loksert Heavy Duty install tool
PB	Phosphor bronze	T	Loksert Universal install tool

FREE RUNNING INSERT

M MF | FREE | M/MF | AISI 304 | BS7752 DIN8140 | NASM3279 NASM3280 NASM3281 LN9039 | ...D

			L 1.0D				L 1.5D				L 2.0D				
		ø	L mm	€ <500	€ 500-999	€ 1000-...	L mm	€ <500	€ 500-999	€ 1000-...	L mm	€ <500	€ 500-999	€ 1000-...	Unit
M 2x0.40	**3520-2.00**	2.10	2.00	**0,48**	**0,45**	**0,43**	3.00	**0,49**	**0,47**	**0,44**	4.00	**0,50**	**0,49**	**0,48**	100
M 2.20x0.45	**3520-2.20**	2.30	2.20	**0,48**	**0,45**	**0,43**	3.30	**0,49**	**0,47**	**0,44**	4.40	**0,50**	**0,49**	**0,48**	100
M 2.50x0.45	**3520-2.50**	2.60	2.50	**0,28**	**0,25**	**0,23**	3.75	**0,29**	**0,26**	**0,25**	5.00	**0,34**	**0,29**	**0,27**	100
M 3x0.50	**3520-3.00**	3.20	3.00	**0,28**	**0,25**	**0,24**	4.50	**0,29**	**0,26**	**0,25**	6.00	**0,34**	**0,27**	**0,26**	100
M 3.50x0.60	**3520-3.50**	3.70	3.50	**0,34**	**0,29**	**0,27**	5.25	**0,35**	**0,32**	**0,29**	7.00	**0,38**	**0,35**	**0,32**	100
M 4x0.70	**3520-4.00**	4.20	4.00	**0,27**	**0,23**	**0,22**	6.00	**0,28**	**0,25**	**0,24**	8.00	**0,34**	**0,27**	**0,26**	100
M 5x0.80	**3520-5.00**	5.20	5.00	**0,34**	**0,27**	**0,26**	7.50	**0,27**	**0,26**	**0,25**	10.00	**0,38**	**0,30**	**0,28**	100
M 6x1.00	**3520-6.00**	6.30	6.00	**0,35**	**0,28**	**0,26**	9.00	**0,28**	**0,26**	**0,25**	12.00	**0,42**	**0,38**	**0,36**	100
M 7x1.00	**3520-7.00**	7.30	7.00	**0,39**	**0,35**	**0,32**	10.50	**0,45**	**0,39**	**0,37**	14.00	**0,50**	**0,44**	**0,41**	100
M 8x1.00	**3521-8.00**	8.30	8.00	**0,40**	**0,38**	**0,36**	12.00	**0,42**	**0,40**	**0,36**	16.00	**0,53**	**0,45**	**0,42**	100
M 8x1.25	**3520-8.00**	8.30	8.00	**0,35**	**0,30**	**0,28**	12.00	**0,38**	**0,32**	**0,29**	16.00	**0,50**	**0,42**	**0,40**	100
M 9x1.25	**3520-9.00**	9.40	9.00	**0,50**	**0,45**	**0,43**	13.50	**0,64**	**0,60**	**0,54**	18.00	**0,67**	**0,61**	**0,56**	100
M 10x1.00	**3523-10.00**	10.30	10.00	**0,44**	**0,40**	**0,38**	15.00	**0,50**	**0,44**	**0,41**	20.00	**0,60**	**0,50**	**0,47**	100
M 10x1.25	**3521-10.00**	10.30	10.00	**0,44**	**0,39**	**0,37**	15.00	**0,50**	**0,44**	**0,41**	20.00	**0,60**	**0,54**	**0,49**	100
M 10x1.50	**3520-10.00**	10.40	10.00	**0,44**	**0,38**	**0,36**	15.00	**0,50**	**0,42**	**0,40**	20.00	**0,60**	**0,49**	**0,46**	100
M 11x1.00	**3523-11.00**	11.30	11.00	**0,60**	**0,51**	**0,48**	16.50	**0,88**	**0,80**	**0,74**	22.00	**1,22**	**1,09**	**1,02**	100
M 11x1.25	**3521-11.00**	11.30	11.00	**0,60**	**0,51**	**0,48**	16.50	**0,74**	**0,71**	**0,66**	22.00	**1,22**	**1,09**	**1,04**	100
M 11x1.50	**3520-11.00**	11.40	11.00	**0,76**	**0,62**	**0,58**	16.50	**0,86**	**0,72**	**0,67**	22.00	**0,89**	**0,80**	**0,74**	100
M 12x1.00	**3524-12.00**	12.30	12.00	**0,63**	**0,61**	**0,58**	18.00	**0,75**	**0,74**	**0,71**	24.00	**1,23**	**1,17**	**1,07**	100
M 12x1.25	**3523-12.00**	12.30	12.00	**0,63**	**0,53**	**0,49**	18.00	**0,75**	**0,61**	**0,56**	24.00	**0,87**	**0,80**	**0,74**	100
M 12x1.50	**3521-12.00**	12.40	12.00	**0,63**	**0,53**	**0,49**	18.00	**0,75**	**0,54**	**0,49**	24.00	**0,87**	**0,80**	**0,74**	100
M 12x1.75	**3520-12.00**	12.50	12.00	**0,63**	**0,51**	**0,48**	18.00	**0,75**	**0,65**	**0,61**	24.00	**0,87**	**0,75**	**0,69**	100
M 13x1.25	**3523-13.00**	13.25	13.00	**0,92**	**0,86**	**0,80**	19.50	**1,42**	**1,33**	**1,23**	26.00	**1,92**	**1,77**	**1,63**	50
M 13x1.50	**3521-13.00**	13.25	13.00	**0,92**	**0,86**	**0,80**	19.50	**1,42**	**1,33**	**1,23**	26.00	**1,92**	**1,77**	**1,63**	50
M 13x1.75	**3520-13.00**	13.50	13.00	**0,92**	**0,86**	**0,80**	19.50	**1,42**	**1,33**	**1,23**	26.00	**1,92**	**1,77**	**1,63**	50
M 14x1.00	**3524-14.00**	14.25	14.00	**1,16**	**1,12**	**1,09**	21.00	**1,20**	**1,16**	**1,10**	28.00	**1,38**	**1,33**	**1,25**	50
M 14x1.25	**3523-14.00**	14.25	14.00	**0,97**	**0,88**	**0,82**	21.00	**1,10**	**0,96**	**0,88**	28.00	**1,16**	**1,08**	**1,01**	50
M 14x1.50	**3521-14.00**	14.50	14.00	**0,97**	**0,84**	**0,79**	21.00	**1,10**	**0,90**	**0,84**	28.00	**1,16**	**1,12**	**1,05**	50
M 14x2.00	**3520-14.00**	14.50	14.00	**0,97**	**0,80**	**0,74**	21.00	**1,10**	**1,01**	**0,91**	28.00	**1,16**	**1,10**	**1,03**	50

Important note: Theoretical insert length is referred to length after insert installation.

FREE RUNNING INSERT

M MF | FREE | M/MF | AISI 304 | BS7752 DIN8140 | NASM3279 NASM3280 NASM3281 LN9039 | ...D

			L 2.5D				L 3.0D				
		Ø	L mm	€ <500	€ 500-999	€ 1000-...	L mm	€ <500	€ 500-999	€ 1000-...	Unit
M 2x0.40	**3520-2.00**	2.10	5.00	**0,58**	**0,53**	**0,50**	6.00	**0,63**	**0,61**	**0,58**	100
M 2.20x0.45	**3520-2.20**	2.30	5.50	**0,58**	**0,53**	**0,50**	6.60	**0,63**	**0,61**	**0,58**	100
M 2.50x0.45	**3520-2.50**	2.60	6.25	**0,39**	**0,35**	**0,32**	7.50	**0,45**	**0,40**	**0,38**	100
M 3x0.50	**3520-3.00**	3.20	7.50	**0,39**	**0,35**	**0,32**	9.00	**0,45**	**0,40**	**0,38**	100
M 3.50x0.60	**3520-3.50**	3.70	8.75	**0,42**	**0,39**	**0,37**	10.50	**0,50**	**0,47**	**0,44**	100
M 4x0.70	**3520-4.00**	4.20	10.00	**0,39**	**0,35**	**0,32**	12.00	**0,42**	**0,38**	**0,36**	100
M 5x0.80	**3520-5.00**	5.20	12.50	**0,44**	**0,38**	**0,36**	15.00	**0,51**	**0,44**	**0,41**	100
M 6x1.00	**3520-6.00**	6.30	15.00	**0,50**	**0,47**	**0,44**	18.00	**0,63**	**0,54**	**0,50**	100
M 7x1.00	**3520-7.00**	7.30	17.50	**0,62**	**0,54**	**0,50**	21.00	**0,72**	**0,70**	**0,66**	100
M 8x1.00	**3521-8.00**	8.30	20.00	**0,64**	**0,60**	**0,54**	24.00	**0,78**	**0,74**	**0,68**	100
M 8x1.25	**3520-8.00**	8.30	20.00	**0,62**	**0,54**	**0,50**	24.00	**0,72**	**0,65**	**0,61**	100
M 9x1.25	**3520-9.00**	9.40	22.50	**0,74**	**0,67**	**0,65**	27.00	**0,87**	**0,84**	**0,81**	100
M 10x1.00	**3523-10.00**	10.30	25.00	**0,70**	**0,64**	**0,60**	30.00	**0,85**	**0,78**	**0,71**	100
M 10x1.25	**3521-10.00**	10.30	25.00	**0,70**	**0,66**	**0,63**	30.00	**0,85**	**0,83**	**0,78**	100
M 10x1.50	**3520-10.00**	10.40	25.00	**0,70**	**0,63**	**0,59**	30.00	**0,85**	**0,75**	**0,69**	100
M 11x1.00	**3523-11.00**	11.30	27.50	**1,62**	**1,54**	**1,46**	33.00	**2,00**	**1,91**	**1,79**	100
M 11x1.25	**3521-11.00**	11.30	27.50	**1,62**	**1,54**	**1,46**	33.00	**2,00**	**1,91**	**1,79**	100
M 11x1.50	**3520-11.00**	11.40	27.50	**1,11**	**1,03**	**0,93**	33.00	**1,31**	**1,27**	**1,22**	100
M 12x1.00	**3524-12.00**	12.30	30.00	**1,54**	**1,50**	**1,44**	36.00	**1,89**	**1,81**	**1,67**	100
M 12x1.25	**3523-12.00**	12.30	30.00	**1,03**	**1,01**	**0,96**	36.00	**1,25**	**1,18**	**1,10**	100
M 12x1.50	**3521-12.00**	12.40	30.00	**1,03**	**1,01**	**0,96**	36.00	**1,44**	**1,18**	**1,10**	100
M 12x1.75	**3520-12.00**	12.50	30.00	**1,03**	**1,00**	**0,89**	36.00	**1,31**	**1,24**	**1,18**	100
M 13x1.25	**3523-13.00**	13.25	32.50	**2,59**	**2,38**	**2,21**	39.00	**2,98**	**2,74**	**2,54**	50
M 13x1.50	**3521-13.00**	13.25	32.50	**2,59**	**2,38**	**2,21**	39.00	**2,98**	**2,74**	**2,54**	50
M 13x1.75	**3520-13.00**	13.50	32.50	**2,59**	**2,38**	**2,21**	39.00	**2,98**	**2,74**	**2,54**	50
M 14x1.00	**3524-14.00**	14.25	35.00	**1,66**	**1,58**	**1,46**	42.00	**2,16**	**1,82**	**1,68**	50
M 14x1.25	**3523-14.00**	14.25	35.00	**1,37**	**1,29**	**1,19**	42.00	**1,67**	**1,47**	**1,35**	50
M 14x1.50	**3521-14.00**	14.50	35.00	**1,37**	**1,28**	**1,18**	42.00	**1,67**	**1,53**	**1,42**	50
M 14x2.00	**3520-14.00**	14.50	35.00	**1,37**	**1,31**	**1,28**	42.00	**1,67**	**1,59**	**1,47**	50

Important note: Theoretical insert length is referred to length after insert installation.

FREE RUNNING INSERT

M MF | FREE | M/MF | AISI 304 | BS7752 DIN8140 | NASM3279 NASM3280 NASM3281 LN9039 | ...D

D		Ø	L mm	1.0D € <100	1.0D € 100-500	L mm	1.5D € <100	1.5D € 100-500	L mm	2.0D € <100	2.0D € 100-500	Unit
M 15 x 1.50	3521-15.00	15.25	15.00	1,54	1,28	22.50	1,98	1,63	30.00	2,50	2,10	50
M 15 x 2.00	3520-15.00	15.50	15.00	1,54	1,28	22.50	1,98	1,66	30.00	2,50	2,07	50
M 16 x 1.50	3521-16.00	16.50	16.00	1,29	0,87	24.00	1,35	0,98	32.00	1,67	1,28	50
M 16 x 2.00	3520-16.00	16.50	16.00	1,29	1,08	24.00	1,35	1,12	32.00	1,67	1,40	50
M 18 x 1.50	3523-18.00	18.50	18.00	1,89	1,61	27.00	2,21	1,88	36.00	2,98	2,54	50
M 18 x 2.00	3521-18.00	18.50	18.00	1,89	1,63	27.00	2,21	2,02	36.00	2,98	2,32	50
M 18 x 2.50	3520-18.00	19.00	18.00	1,89	1,56	27.00	2,21	1,84	36.00	2,98	2,48	50
M 20 x 1.50	3523-20.00	20.50	20.00	2,21	1,88	30.00	2,78	2,37	40.00	3,57	3,05	25
M 20 x 2.00	3521-20.00	20.50	20.00	2,21	1,56	30.00	2,78	2,22	40.00	3,57	3,05	25
M 20 x 2.50	3520-20.00	20.75	20.00	2,21	1,88	30.00	2,78	2,37	40.00	3,57	3,05	25
M 22 x 1.50	3523-22.00	22.50	22.00	2,38	2,03	33.00	2,98	2,54	44.00	3,77	3,21	25
M 22 x 2.00	3521-22.00	22.50	22.00	2,38	2,07	33.00	2,98	2,54	44.00	3,77	3,14	25
M 22 x 2.50	3520-22.00	22.75	22.00	2,38	2,02	33.00	2,98	2,54	44.00	3,77	3,21	25
M 24 x 1.50	3523-24.00	24.50	24.00	2,98	2,52	36.00	3,13	2,96	48.00	3,98	3,61	25
M 24 x 2.00	3521-24.00	24.50	24.00	2,98	2,66	36.00	3,13	2,96	48.00	3,98	3,70	25
M 24 x 3.00	3520-24.00	25.00	24.00	2,98	2,66	36.00	3,13	2,96	48.00	3,98	3,48	25
M 26 x 1.50	3523-26.00	26.50	26.00	4,53	3,84	39.00	5,15	4,39	52.00	6,69	5,69	10
M 27 x 1.50	3523-27.00	27.50	27.00	4,25	3,62	40.50	5,15	4,39	54.00	6,31	5,36	10
M 27 x 2.00	3521-27.00	27.50	27.00	4,38	3,73	40.50	5,15	4,42	54.00	6,31	5,30	10
M 27 x 3.00	3520-27.00	28.00	27.00	3,74	3,17	40.50	5,15	4,84	54.00	6,57	6,26	10
M 28 x 1.50	3523-28.00	28.50	28.00	4,34	3,70	42.00	5,15	4,39	56.00	6,69	5,69	10
M 30 x 1.50	3523-30.00	30.50	30.00	5,12	4,37	45.00	5,89	5,01	60.00	7,28	6,18	10
M 30 x 2.00	3521-30.00	30.50	30.00	4,83	4,12	45.00	5,89	5,01	60.00	7,56	6,44	10
M 30 x 3.50	3520-30.00	31.00	30.00	4,31	3,80	45.00	5,89	4,22	60.00	7,86	6,69	10
M 33 x 2.00	3521-33.00	33.50	33.00	7,26	6,17	49.50	7,54	6,56	66.00	8,82	7,54	10
M 33 x 3.50	3520-33.00	34.00	33.00	6,31	5,36	49.50	7,54	6,56	66.00	9,04	7,72	10
M 36 x 1.50	3524-36.00	36.50	36.00	6,21	5,28	54.00	7,54	6,56	72.00	9,08	8,58	10
M 36 x 2.00	3523-36.00	36.50	36.00	6,21	5,28	54.00	7,54	6,42	72.00	9,08	8,58	10
M 36 x 3.00	3521-36.00	37.00	36.00	6,21	5,28	54.00	7,54	7,23	72.00	9,21	8,58	10
M 36 x 4.00	3520-36.00	37.00	36.00	6,21	5,28	54.00	7,54	6,25	72.00	9,08	7,98	10
M 39 x 3,00	3521-39.00	40.00	39.00	-	-	58.50	30,30	-	78.00	-	-	1
M 39 x 4,00	3520-39.00	40.25	39.00	31,42	-	58.50	36,38	-	78.00	38,72	-	1
M 40 x 3,00	3523-40.00	41.00	40.00	-	-	60.00	42,79	-	80.00	-	-	1
M 42 x 3,00	3523-42.00	43.00	42.00	-	-	63.00	42,79	-	84.00	-	-	1
M 42 x 4,50	3520-42.00	43.50	42.00	-	-	63.00	43,15	-	84.00	-	-	1
M 45 x3 ,00	3523-45.00	46.00	45.00	-	-	67.50	51,48	-	90.00	-	-	1
M 45 x 4,50	3520-45.00	46.50	45.00	-	-	67.50	51,91	-	90.00	-	-	1
M 48 x 3,00	3523-48.00	49.00	48.00	-	-	72.00	51,48	-	96.00	-	-	1
M 48 x 5,00	3520-48.00	49.50	48.00	-	-	72.00	68,14	-	96.00	-	-	1
M 50 x 3,00	3523-50.00	51.00	50.00	-	-	75.00	67,57	-	100.00	-	-	1
M 52 x 3,00	3523-52.00	53.00	52.00	-	-	78.00	72,40	-	104.00	-	-	1
M 52 x 5,00	3520-52.00	53.50	52.00	-	-	78.00	73,01	-	104.00	-	-	1

Important note: Theoretical insert length is referred to length after insert installation.

FREE RUNNING INSERT

M MF | FREE | M/MF | AISI 304 | BS7752 DIN8140 | NASM3279 NASM3280 NASM3281 LN9039 | ...D

			L 2.5D			L 3.0D			
D / M		Ø	L mm	€ <100	€ 100-500	L mm	€ <100	€ 100-500	Unit
M 15 x 1.50	3521-15.00	15.25	37.50	3,08	2,57	45.00	3,57	2,95	50
M 15 x 2.00	3520-15.00	15.50	37.50	3,08	2,57	45.00	3,57	2,95	50
M 16 x 1.50	3521-16.00	16.50	40.00	1,83	1,56	48.00	2,16	1,75	50
M 16 x 2.00	3520-16.00	16.50	40.00	1,83	1,62	48.00	2,16	1,85	50
M 18 x 1.50	3523-18.00	18.50	45.00	3,38	2,89	54.00	3,98	3,38	50
M 18 x 2.00	3521-18.00	18.50	45.00	3,38	2,71	54.00	3,98	3,12	50
M 18 x 2.50	3520-18.00	19.00	45.00	3,38	2,81	54.00	3,98	3,31	50
M 20 x 1.50	3523-20.00	20.50	50.00	3,98	3,38	60.00	4,57	3,89	25
M 20 x 2.00	3521-20.00	20.50	50.00	3,98	3,38	60.00	4,57	3,89	25
M 20 x 2.50	3520-20.00	20.75	50.00	3,98	3,38	60.00	4,57	3,89	25
M 22 x 1.50	3523-22.00	22.50	55.00	4,32	3,68	66.00	5,21	4,43	25
M 22 x 2.00	3521-22.00	22.50	55.00	4,32	3,68	66.00	5,21	4,43	25
M 22 x 2.50	3520-22.00	22.75	55.00	4,32	3,68	66.00	5,21	4,43	25
M 24 x 1.50	3523-24.00	24.50	60.00	5,22	4,34	72.00	5,57	5,09	25
M 24 x 2.00	3521-24.00	24.50	60.00	5,22	4,44	72.00	5,57	5,21	25
M 24 x 3.00	3520-24.00	25.00	60.00	5,22	4,44	72.00	6,37	5,60	25
M 26 x 1.50	3523-26.00	26.50	65.00	8,95	7,59	78.00	11,18	9,50	10
M 27 x 1.50	3523-27.00	27.50	67.50	8,19	6,96	81.00	9,67	8,22	10
M 27 x 2.00	3521-27.00	27.50	67.50	7,44	6,33	81.00	8,78	7,48	10
M 27 x 3.00	3520-27.00	28.00	67.50	7,74	6,58	81.00	9,14	7,78	10
M 28 x 1.50	3523-28.00	28.50	70.00	9,61	8,18	84.00	11,53	9,82	10
M 30 x 1.50	3523-30.00	30.50	75.00	9,79	8,33	90.00	11,73	9,98	10
M 30 x 2.00	3521-30.00	30.50	75.00	8,69	7,41	90.00	10,01	8,53	10
M 30 x 3.50	3520-30.00	31.00	75.00	8,65	7,35	90.00	9,52	8,11	10
M 33 x 2.00	3521-33.00	33.50	82.50	9,71	8,25	99.00	10,68	9,08	10
M 33 x 3.50	3520-33.00	34.00	82.50	11,32	9,63	99.00	12,77	10,86	10
M 36 x 1.50	3524-36.00	36.50	90.00	11,88	10,11	108.00	13,08	11,12	10
M 36 x 2.00	3523-36.00	36.50	90.00	11,20	9,52	108.00	12,27	10,44	10
M 36 x 3.00	3521-36.00	37.00	90.00	11,04	9,40	108.00	12,16	10,34	10
M 36 x 4.00	3520-36.00	37.00	90.00	12,79	10,88	108.00	16,49	14,02	10

X.XD

Coding example:		1.0D	1.5D
	M 15x1.50	3520-15.00x1.0D	3520-15.00x1.5D

FREE RUNNING INSERT

M MF | FREE | M/MF | AISI 304 | BS7752 DIN8140 | NASM3279 NASM3280 NASM3281 LN9039 | ...D-LH

LEFT HAND THREAD INSERT

D		Ø	L mm (1.5D)	€		€
M 3 x 0.50	3520-3.00x1.5D-LH	3.20	4.50	4,45	3520-3.00I-LH	26,58
M 4 x 0.70	3520-4.00x1.5D-LH	4.20	6.00	4,45	3520-4.00I-LH	26,58
M 5 x 0.80	3520-5.00x1.5D-LH	5.20	7.50	4,45	3520-5.00I-LH	26,58
M 6 x 1.00	3520-6.00x1.5D-LH	6.30	9.00	3,07	3520-6.00I-LH	26,58
M 8 x 1.25	3520-8.00x1.5D-LH	8.30	12.00	3,07	3520-8.00I-LH	33,10
M 10 x 1.50	3520-10.00x1.5D-LH	10.40	15.00	4,10	3520-10.00I-LH	40,56
M 12 x 1.75	3520-12.00x1.5D-LH	12.50	18.00	6,13	3520-12.00I-LH	45,91

M MF | FREE | M/MF | AISI 316 | BS7752 DIN8140 | NASM3279 NASM3280 NASM3281 LN9039 | ...DY

AISI 316

D		Ø	L mm (1.5D)	€
M 3 x 0.50	3520-3.00x1.5DY	3.20	4.50	2,29
M 4 x 0.70	3520-4.00x1.5DY	4.20	6.00	2,40
M 5 x 0.80	3520-5.00x1.5DY	5.20	7.50	2,49
M 6 x 1.00	3520-6.00x1.5DY	6.30	9.00	2,54
M 8 x 1.25	3520-8.00x1.5DY	8.30	12.00	3,06
M 10 x 1.50	3520-10.00x1.5DY	10.40	15.00	3,15
M 12 x 1.75	3520-12.00x1.5DY	12.50	18.00	3,43

X.XD

Coding example:		1.0D
	M 6 x 1.00	3520-6.00X1.5DY

TANGLESS INSERTS

M MF | TANG FREE | M/MF | AISI 304 | BS7752 DIN8140 | NASM3279 NASM3280 NASM3281 LN9039 | ...DTL

D		Ø	L 1.0D mm	€ <500	€ 500-999	€ 1000-...	L 1.5D mm	€ <500	€ 500-999	€ 1000-...	L 2.0D mm	€ <500	€ 500-999	€ 1000-...	Unit
M 3 x 0.50	3520-3.00DTL	3.20	3.00	0,44	0,39	0,38	4.50	0,46	0,41	0,39	6.00	0,50	0,42	0,41	100
M 4 x 0.70	3520-4.00DTL	4.20	4.00	0,42	0,36	0,34	6.00	0,44	0,39	0,38	8.00	0,50	0,42	0,41	100
M 5 x 0.80	3520-5.00DTL	5.20	5.00	0,50	0,42	0,41	7.50	0,42	0,41	0,39	10.00	0,59	0,47	0,44	100
M 6 x 1.00	3520-6.00DTL	6.30	6.00	0,53	0,44	0,41	9.00	0,44	0,41	0,39	12.00	0,65	0,59	0,54	100
M 8 x 1.25	3520-8.00DTL	8.30	8.00	0,53	0,47	0,44	12.00	0,59	0,49	0,46	16.00	0,80	0,65	0,62	100
M 10 x 1.50	3520-10.00DTL	10.40	10.00	0,68	0,59	0,54	15.00	0,80	0,65	0,62	20.00	0,91	0,78	0,71	100
M 12 x 1.75	3520-12.00DTL	12.50	12.00	0,97	0,81	0,76	18.00	1,16	1,01	0,93	24.00	1,35	1,16	1,07	100

X.XD

Coding example:		1.0D	1.5D	2.0D
	M 3 x 0.50	3520-3.00X1.0DTL	3520-3.00X1.5DTL	3520-3.00X2.0DTL

TANGLESS INSERTS INSTALLATION TOOL

TANG FREE

	€
3520-3MITTL	608,98
3520-4MITTL	608,98
3520-5MITTL	608,98
3520-6MITTL	608,98
3520-8MITTL	608,98
3520-10MITTL	608,98
3520-12MITTL	608,98

FREE RUNNING INSERT

UNC | FREE | UNC | AISI 304 | SBAC AS 6734 | NASM122076 – NASM122275 NASM8846 | ...D

D			D1 mm	Ø	L mm	L 1.0D € <500	500-999	1000-...	L mm	L 1.5D € <500	500-999	1000-...	L mm	L 2.0D € <500	500-999	1000-...	Unit
UNC	Nº2-56	**3532-2G**	2.18	2.40	2.29	**0,65**	**0,60**	**0,54**	3.30	**0,76**	**0,69**	**0,65**	4.32	**1,00**	**0,89**	**0,83**	100
UNC	Nº3-48	**3532-3G**	2.51	2.70	2.54	**0,66**	**0,62**	**0,58**	3.81	**0,71**	**0,65**	**0,61**	5.08	**0,75**	**0,70**	**0,66**	100
UNC	Nº4-40	**3532-4G**	2.84	3.00	2.79	**0,35**	**0,30**	**0,28**	4.32	**0,36**	**0,32**	**0,29**	5.59	**0,37**	**0,34**	**0,30**	100
UNC	Nº5-40	**3532-5G**	3.17	3.40	3.30	**0,38**	**0,34**	**0,30**	4.83	**0,39**	**0,35**	**0,32**	6.35	**0,41**	**0,38**	**0,36**	100
UNC	Nº6-32	**3532-6G**	3.50	3.70	3.56	**0,28**	**0,26**	**0,25**	5.33	**0,30**	**0,28**	**0,26**	7.11	**0,35**	**0,29**	**0,27**	100
UNC	Nº8-32	**3532-8G**	4.17	4.40	4.06	**0,29**	**0,27**	**0,26**	6.35	**0,34**	**0,29**	**0,27**	8.38	**0,37**	**0,30**	**0,28**	100
UNC	Nº10-24	**3532-10G**	4.83	5.10	4.83	**0,34**	**0,29**	**0,27**	7.37	**0,37**	**0,30**	**0,28**	9.65	**0,39**	**0,35**	**0,32**	100
UNC	Nº12-24	**3532-12G**	5.49	5.70	5.59	**0,38**	**0,34**	**0,30**	8.13	**0,41**	**0,38**	**0,36**	10.92	**0,44**	**0,40**	**0,38**	100
UNC	1/4-20	**3532-1/4**	6.35	6.70	6.35	**0,38**	**0,34**	**0,30**	9.65	**0,41**	**0,38**	**0,36**	12.70	**0,44**	**0,40**	**0,38**	100
UNC	5/16-18	**3532-5/16**	7.94	8.30	7.87	**0,49**	**0,42**	**0,40**	11.94	**0,61**	**0,51**	**0,48**	15.75	**0,63**	**0,54**	**0,50**	100
UNC	3/8-16	**3532-3/8**	9.52	9.90	9.65	**0,69**	**0,63**	**0,59**	14.48	**0,75**	**0,66**	**0,62**	19.30	**1,00**	**0,86**	**0,80**	100
UNC	7/16-14	**3532-7/16**	11.11	11.60	11.18	**0,84**	**0,74**	**0,68**	16.76	**1,01**	**0,88**	**0,82**	22.35	**1,13**	**1,01**	**0,91**	100
UNC	1/2-13	**3532-1/2**	12.70	13.00	12.70	**0,89**	**0,79**	**0,72**	19.05	**1,01**	**0,88**	**0,82**	25.40	**1,13**	**1,01**	**0,91**	100
UNC	9/16-12	**3532-9/16**	14.28	15.00	14.22	**1,74**	**1,53**	**1,42**	21.34	**2,03**	**1,80**	**1,66**	28.45	**2,59**	**2,28**	**2,11**	50
UNC	5/8-11	**3532-5/8**	15.87	16.50	16.00	**1,75**	**1,54**	**1,44**	24.13	**2,04**	**1,81**	**1,67**	32.00	**2,61**	**2,30**	**2,13**	50
UNC	3/4-10	**3532-3/4**	19.05	20.00	19.05	**1,93**	**1,71**	**1,56**	28.70	**2,40**	**2,13**	**1,96**	38.10	**2,88**	**2,54**	**2,34**	50
UNC	7/8-9	**3532-7/8**	22.22	23.00	22.35	**2,51**	**2,22**	**2,04**	33.53	**3,13**	**2,76**	**2,55**	44.70	**3,74**	**3,30**	**3,03**	25
UNC	1-8	**3532-1**	25.40	26.25	25.40	**3,66**	**3,57**	**3,30**	38.10	**5,47**	**5,34**	**4,92**	50.80	**6,95**	**6,80**	**6,27**	25
UNC	1.1/8-7	**3532-1.1/8**	28.57	29.50	28.70	**5,82**	**5,13**	**4,71**	42.93	**7,70**	**6,78**	**6,25**	57.15	**7,98**	**7,04**	**6,47**	25
UNC	1.1/4-7	**3532-1.1/4**	31.75	32.50	31.75	**6,35**	**5,59**	**5,15**	47.75	**8,06**	**7,10**	**6,53**	63.50	**9,09**	**8,00**	**7,36**	10
UNC	1.3/8-6	**3532-1.3/8**	34.92	36.00	35.05	**6,96**	**6,13**	**5,65**	52.58	**8,59**	**7,56**	**6,96**	69.85	**10,19**	**8,98**	**8,25**	10
UNC	1.1/2-6	**3532-1.1/2**	38.10	39.50	38.10	**8,06**	**7,10**	**6,53**	57.15	**11,08**	**9,75**	**8,99**	76.20	**12,81**	**11,28**	**10,37**	10

Important note: Theoretical insert length is referred to length after insert installation.

X.XD

Coding example:		1.0D	1.5D	2.0D
	UNC 1/4-20	**3532-1/4x1.0D**	**3532-1/4x1.5D**	**3532-1/4x2.0D**

FREE RUNNING INSERT

UNC | FREE | UNC | AISI 304 | SBAC AS 6734 | NASM122076 – NASM122275 NASM8846 | ...D

					L 2.5D			L 3.0D				
					€				€			
D		D1 mm	Ø	L mm	<500	500-999	1000-...	L mm	<500	500-999	1000-...	Unit
UNC	Nº2-56	**3532-2G**	2.18	2.40	5.59	**1,11**	**1,02**	**0,92**	6.60	**1,39**	**1,25**	**1,16**	100
UNC	Nº3-48	**3532-3G**	2.51	2.70	6.35	**0,79**	**0,72**	**0,67**	7.62	**0,87**	**0,80**	**0,74**	100
UNC	Nº4-40	**3532-4G**	2.84	3.00	9.65	**0,41**	**0,38**	**0,36**	8.64	**0,49**	**0,42**	**0,40**	100
UNC	Nº5-40	**3532-5G**	3.17	3.40	7.87	**0,49**	**0,42**	**0,40**	9.65	**0,61**	**0,51**	**0,48**	100
UNC	Nº6-32	**3532-6G**	3.50	3.70	8.89	**0,38**	**0,34**	**0,30**	10.41	**0,44**	**0,39**	**0,37**	100
UNC	Nº8-32	**3532-8G**	4.17	4.40	10.41	**0,39**	**0,36**	**0,34**	12.45	**0,46**	**0,41**	**0,39**	100
UNC	Nº10-24	**3532-10G**	4.83	5.10	12.19	**0,47**	**0,41**	**0,39**	14.48	**0,58**	**0,49**	**0,46**	100
UNC	Nº12-24	**3532-12G**	5.49	5.70	13.72	**0,53**	**0,48**	**0,45**	16.51	**0,66**	**0,60**	**0,54**	100
UNC	1/4-20	**3532-1/4**	6.35	6.70	16.00	**0,53**	**0,48**	**0,45**	19.05	**0,66**	**0,60**	**0,54**	100
UNC	5/16-18	**3532-5/16**	7.94	8.30	19.81	**0,75**	**0,65**	**0,61**	23.62	**0,89**	**0,79**	**0,72**	100
UNC	3/8-16	**3532-3/8**	9.52	9.90	24.13	**1,12**	**1,00**	**0,91**	28.96	**1,34**	**1,18**	**1,09**	100
UNC	7/16-14	**3532-7/16**	11.11	11.60	27.94	**1,37**	**1,20**	**1,11**	33.53	**1,67**	**1,47**	**1,35**	100
UNC	1/2-13	**3532-1/2**	12.70	13.00	31.75	**1,37**	**1,20**	**1,11**	38.10	**1,67**	**1,47**	**1,35**	100
UNC	9/16-12	**3532-9/16**	14.28	15.00	35.56	**3,24**	**2,86**	**2,63**	42.67	**3,50**	**3,09**	**2,86**	50
UNC	5/8-11	**3532-5/8**	15.87	16.50	40.13	**3,29**	**2,90**	**2,67**	48.01	**3,54**	**3,12**	**2,88**	50
UNC	3/4-10	**3532-3/4**	19.05	20.00	47.75	**3,75**	**3,31**	**3,05**	57.15	**4,13**	**3,64**	**3,35**	50
UNC	7/8-9	**3532-7/8**	22.22	23.00	55.88	**4,87**	**4,28**	**3,95**	67.06	**5,36**	**4,71**	**4,35**	25
UNC	1-8	**3532-1**	25.40	26.25	63.50	**8,21**	**8,03**	**7,41**	76.20	**9,96**	**9,73**	**8,97**	25
UNC	1.1/8-7	**3532-1.1/8**	28.57	29.50	71.37	**9,95**	**8,77**	**8,07**	85.85	**11,08**	**9,75**	**8,99**	25
UNC	1.1/4-7	**3532-1.1/4**	31.75	32.50	79.50	**11,40**	**10,05**	**9,24**	95.25	**12,82**	**11,29**	**10,38**	10
UNC	1.3/8-6	**3532-1.3/8**	34.92	36.00	87.38	**12,87**	**11,33**	**10,44**	104.90	**14,04**	**12,36**	**11,37**	10
UNC	1.1/2-6	**3532-1.1/2**	38.10	39.50	95.25	**16,75**	**14,74**	**13,58**	114.30	**19,05**	**16,77**	**15,44**	10

Important note: Theoretical insert length is referred to length after insert installation.

FREE RUNNING INSERT

UNF | FREE | UNF | AISI 304 | SBAC AS 6734 | NASM124651-124850 NASM8846 SBAC8455 | ...D

		D1 mm	Ø	L mm	1.0D € <500	1.0D € 500-999	1.0D € 1000-...	L mm	1.5D € <500	1.5D € 500-999	1.5D € 1000-...	L mm	2.0D € <500	2.0D € 500-999	2.0D € 1000-...	Unit
UNF Nº3 - 56	**3534-3G**	2.51	2.70	2.54	**0,50**	**0,45**	**0,42**	3.81	**0,63**	**0,56**	**0,51**	5.08	**0,76**	**0,67**	**0,63**	100
UNF Nº4 - 48	**3534-4G**	2.84	3.00	2.79	**0,50**	**0,45**	**0,42**	4.32	**0,63**	**0,56**	**0,51**	5.59	**0,76**	**0,67**	**0,63**	100
UNF Nº6 - 40	**3534-6G**	3.50	3.70	3.56	**0,50**	**0,45**	**0,42**	5.33	**0,63**	**0,56**	**0,51**	7.11	**0,76**	**0,67**	**0,63**	100
UNF Nº8 - 36	**3534-8G**	4.17	4.40	4.06	**0,50**	**0,45**	**0,42**	6.35	**0,63**	**0,56**	**0,51**	8.38	**0,76**	**0,67**	**0,63**	100
UNF Nº10 - 32	**3534-10G**	4.83	5.10	4.83	**0,37**	**0,30**	**0,28**	7.37	**0,38**	**0,34**	**0,30**	9.65	**0,44**	**0,39**	**0,37**	100
UNF Nº12 - 28	**3534-12G**	5.49	5.70	5.59	**0,60**	**0,51**	**0,48**	8.13	**0,62**	**0,58**	**0,51**	10.92	**0,64**	**0,61**	**0,56**	100
UNF 1/4 - 28	**3534-1/4**	6.35	6.60	6.35	**0,37**	**0,30**	**0,28**	9.65	**0,38**	**0,34**	**0,30**	12.70	**0,44**	**0,39**	**0,37**	100
UNF 5/16 - 24	**3534-5/16**	7.94	8.20	7.87	**0,48**	**0,42**	**0,40**	11.94	**0,51**	**0,45**	**0,42**	15.75	**0,63**	**0,53**	**0,49**	100
UNF 3/8 - 24	**3534-3/8**	9.52	9.80	9.65	**0,72**	**0,63**	**0,59**	14.48	**0,75**	**0,65**	**0,61**	19.30	**0,89**	**0,79**	**0,72**	100
UNF 7/16 - 20	**3534-7/16**	11.11	11.50	11.18	**0,88**	**0,78**	**0,71**	16.76	**1,01**	**0,87**	**0,81**	22.35	**1,12**	**1,00**	**0,91**	100
UNF 1/2 - 20	**3534-1/2**	12.70	13.00	12.70	**0,88**	**0,78**	**0,71**	19.05	**1,01**	**0,87**	**0,81**	25.40	**1,12**	**1,00**	**0,91**	100
UNF 9/16 - 18	**3534-9/16**	14.29	14.70	14.22	**1,98**	**1,75**	**1,61**	21.34	**2,10**	**1,85**	**1,71**	28.45	**2,50**	**2,22**	**2,04**	50
UNF 5/8 - 18	**3534-5/8**	15.87	16.30	16.00	**2,03**	**1,80**	**1,66**	24.13	**2,21**	**1,94**	**1,80**	32.00	**2,50**	**2,22**	**2,04**	50
UNF 3/4 - 16	**3534-3/4**	19.05	19.50	19.05	**2,24**	**1,97**	**1,83**	28.70	**2,40**	**2,13**	**1,96**	38.10	**2,74**	**2,42**	**2,23**	50
UNF 7/8 - 14	**3534-7/8**	22.22	22.50	22.35	**4,66**	**4,11**	**3,78**	33.53	**6,87**	**6,05**	**5,58**	44.70	**8,75**	**7,70**	**7,09**	25
UNF 1-12	**3534-1**	25.40	26.00	25.40	**4,66**	**4,11**	**3,78**	38.10	**6,87**	**6,05**	**5,58**	50.80	**8,75**	**7,70**	**7,09**	25
UNF 1-14	**3535-1**	25.40	26.00	25.40	**4,85**	**4,25**	**3,92**	38.10	**7,15**	**6,30**	**5,79**	50.80	**9,09**	**7,99**	**7,35**	25
UNF 1.1/8 - 12	**3534-1.1/8**	28.57	29.50	28.70	**6,68**	**5,89**	**5,42**	43.18	**8,82**	**7,77**	**7,15**	57.15	**9,16**	**8,06**	**7,43**	10
UNF 1.1/4 - 12	**3534-1.1/4**	31.75	32.50	31.75	**7,26**	**6,39**	**5,89**	47.75	**9,60**	**8,44**	**7,78**	63.50	**10,42**	**9,17**	**8,43**	10
UNF 1.3/8 - 12	**3534-1.3/8**	34.92	35.50	35.05	**7,96**	**7,01**	**6,45**	52.58	**9,85**	**8,66**	**7,97**	69.85	**11,67**	**10,27**	**9,45**	10
UNF 1.1/2 - 12	**3534-1.1/2**	38.10	38.50	38.10	**9,22**	**8,12**	**7,48**	57.15	**11,99**	**11,64**	**10,71**	76.20	**14,67**	**12,92**	**11,89**	10

Important note: Theoretical insert length is referred to length after insert installation.

X.XD

Coding example:		1.0D	1.5D	2.0D
	UNF Nº3 - 56	**3534-3Gx1.0D**	**3534-3Gx1.5D**	**3534-3Gx2.0D**

FREE RUNNING INSERT

UNF | FREE | UNF | AISI 304 | SBAC AS 6734 | NASM124651-124850 NASM8846 SBAC8455 | ...D

					L 2.5D			L 3.0D			
		D1 mm	Ø	L mm	€ <500	€ 500-999	€ 1000-...	L mm	€ <500	€ 500-999	€ 1000-...	Unit
UNF	Nº3 - 56	**3534-3G**	2.51	2.70	6.35	**0,87**	**0,78**	**0,71**	7.62	**1,02**	**0,89**	**0,83**	100
UNF	Nº4 - 48	**3534-4G**	2.84	3.00	7.11	**0,87**	**0,78**	**0,71**	8.64	**1,02**	**0,89**	**0,83**	100
UNF	Nº6 - 40	**3534-6G**	3.50	3.70	8.89	**0,87**	**0,78**	**0,71**	10.41	**1,02**	**0,89**	**0,83**	100
UNF	Nº8 - 36	**3534-8G**	4.17	4.40	10.41	**0,87**	**0,78**	**0,71**	12.45	**1,02**	**0,89**	**0,83**	100
UNF	Nº10 - 32	**3534-10G**	4.83	5.10	12.19	**0,58**	**0,49**	**0,46**	14.48	**0,66**	**0,60**	**0,54**	100
UNF	Nº12 - 28	**3534-12G**	5.49	5.70	13.72	**0,67**	**0,63**	**0,59**	16.51	**0,75**	**0,70**	**0,66**	100
UNF	1/4 - 28	**3534-1/4**	6.35	6.60	16.00	**0,58**	**0,49**	**0,46**	19.05	**0,66**	**0,60**	**0,54**	100
UNF	5/16 - 24	**3534-5/16**	7.94	8.20	19.81	**0,76**	**0,67**	**0,63**	23.62	**0,89**	**0,79**	**0,72**	100
UNF	3/8 - 24	**3534-3/8**	9.52	9.80	24.13	**1,13**	**1,01**	**0,91**	28.96	**1,34**	**1,18**	**1,09**	100
UNF	7/16 - 20	**3534-7/16**	11.11	11.50	27.94	**1,40**	**1,23**	**1,13**	33.53	**1,67**	**1,47**	**1,35**	100
UNF	1/2 - 20	**3534-1/2**	12.70	13.00	31.75	**1,40**	**1,23**	**1,13**	38.10	**1,67**	**1,47**	**1,35**	100
UNF	9/16 - 18	**3534-9/16**	14.29	14.70	35.56	**3,17**	**2,79**	**2,58**	42.67	**3,56**	**3,13**	**2,89**	50
UNF	5/8 - 18	**3534-5/8**	15.87	16.30	40.13	**2,98**	**2,63**	**2,42**	48.01	**3,56**	**3,13**	**2,89**	50
UNF	3/4 - 16	**3534-3/4**	19.05	19.50	47.75	**3,75**	**3,31**	**3,05**	57.15	**4,13**	**3,64**	**3,35**	50
UNF	7/8 - 14	**3534-7/8**	22.22	22.50	55.88	**10,45**	**9,20**	**8,46**	67.06	**12,17**	**10,71**	**9,86**	25
UNF	1 - 12	**3534-1**	25.40	26.00	63.50	**10,45**	**9,20**	**8,46**	76.20	**12,17**	**10,71**	**9,86**	25
UNF	1 - 14	**3535-1**	25.40	26.00	63.50	**10,45**	**9,20**	**8,46**	76.20	**12,53**	**11,03**	**10,15**	25
UNF	1.1/8 - 12	**3534-1.1/8**	28.57	29.50	71.37	**11,40**	**10,05**	**9,24**	85.85	**12,71**	**11,18**	**10,29**	10
UNF	1.1/4 - 12	**3534-1.1/4**	31.75	32.50	79.50	**13,03**	**11,48**	**10,57**	95.25	**14,69**	**12,93**	**11,89**	10
UNF	1.3/8 - 12	**3534-1.3/8**	34.92	35.50	87.38	**14,74**	**12,98**	**11,95**	104.90	**16,07**	**14,14**	**13,02**	10
UNF	1.1/2 - 12	**3534-1.1/2**	38.10	38.50	95.25	**19,16**	**16,87**	**15,52**	114.30	**21,82**	**19,20**	**17,67**	10

Other contents available on demand.

FREE RUNNING INSERT

BSW | FREE | BSW | AISI 304 | SBAC AS 4736 SBAC AS 4947 | ...D

				1.0D		1.5D		2.0D		2.5D		3.0D		
D		D1 mm	Ø	L mm	€	L mm	€	L mm	€	L mm	€	L mm	€	Unit
BSW 1/8 - 40	**3528-1/8**	3.17	3.40	3.30	**0,44**	5.08	**0,48**	6.60	**0,58**	8.38	**0,74**	9.91	**0,96**	100
BSW 3/16 - 24	**3528-3/16**	4.76	5.00	4.83	**0,44**	7.37	**0,48**	9.65	**0,58**	12.19	**0,74**	14.48	**0,96**	100
BSW 1/4 - 20	**3528-1/4**	6.35	6.70	6.35	**0,40**	9.65	**0,44**	12.70	**0,50**	16.00	**0,66**	19.05	**0,71**	100
BSW 5/16 - 18	**3528-5/16**	7.94	8.30	7.87	**0,46**	11.94	**0,53**	15.75	**0,59**	19.81	**0,69**	23.62	**0,85**	100
BSW 3/8 - 16	**3528-3/8**	9.52	10.00	9.65	**0,83**	14.48	**0,88**	19.30	**1,05**	24.13	**1,23**	28.96	**1,47**	100
BSW 7/16 - 14	**3528-7/16**	11.11	11.60	11.18	**1,01**	16.76	**1,10**	22.35	**1,27**	27.94	**1,50**	33.53	**1,84**	100
BSW 1/2 - 12	**3528-1/2**	12.70	13.00	12.70	**1,01**	19.05	**1,10**	25.40	**1,27**	31.75	**1,50**	38.10	**1,84**	100
BSW 9/16 - 12	**3528-9/16**	14.29	14.75	14.22	**2,50**	21.34	**3,50**	28.45	**4,11**	35.56	**4,88**	42.67	**5,97**	50
BSW 5/8 - 11	**3528-5/8**	15.87	16.50	16.00	**2,50**	24.13	**3,50**	32.00	**4,11**	40.13	**4,88**	48.01	**5,97**	50
BSW 3/4 - 10	**3528-3/4**	19.05	20.00	19.05	**3,24**	28.70	**4,16**	38.10	**5,06**	47.75	**6,08**	57.15	**7,28**	50
BSW 7/8 - 9	**3528-7/8**	22.22	23.25	22.35	**4,16**	33.53	**5,80**	44.70	**7,26**	55.88	**8,74**	67.06	**10,48**	25
BSW 1 - 8	**3528-1**	25.40	26.50	25.40	**4,48**	38.10	**6,65**	50.80	**7,26**	63.50	**8,74**	76.20	**10,48**	25

BSF | FREE | BSF | AISI 304 | SBAC AS 4737-48 SBAC AS 4948-59 | ...D

				1.0D		1.5D		2.0D		2.5D		3.0D		
D		D1 mm	Ø	L mm	€	L mm	€	L mm	€	L mm	€	L mm	€	Unit
BSF 3/16 - 32	**3530-3/16**	4.76	5.00	4.83	**0,44**	7.37	**0,48**	9.65	**0,59**	12.19	**0,68**	14.48	**0,81**	100
BSF 1/4 - 26	**3530-1/4**	6.35	6.60	6.35	**0,42**	9.65	**0,44**	12.70	**0,51**	16.00	**0,63**	19.05	**0,72**	100
BSF 5/16 - 22	**3530-5/16**	7.94	8.30	7.87	**0,44**	11.94	**0,54**	15.75	**0,60**	19.81	**0,72**	23.62	**0,87**	100
BSF 3/8 - 20	**3530-3/8**	9.52	9.80	9.65	**0,84**	14.48	**0,90**	19.30	**1,07**	24.13	**1,25**	28.96	**1,50**	100
BSF 7/16 - 18	**3530-7/16**	11.11	11.60	11.18	**1,03**	16.76	**1,12**	22.35	**1,29**	27.94	**1,53**	33.53	**1,88**	100
BSF 1/2 - 16	**3530-1/2**	12.70	13.25	12.70	**1,03**	19.05	**1,12**	25.40	**1,29**	31.75	**1,53**	38.10	**1,88**	100
BSF 9/16 - 16	**3530-9/16**	14.29	14.75	14.22	**2,56**	21.34	**3,39**	28.45	**4,19**	35.56	**4,99**	42.67	**6,78**	50
BSF 5/8 - 14	**3530-5/8**	15.88	16.50	16.00	**2,56**	24.13	**3,39**	32.00	**4,19**	40.13	**4,99**	48.01	**6,11**	50
BSF 3/4 - 12	**3530-3/4**	19.05	19.50	19.05	**3,31**	28.70	**4,24**	38.10	**5,19**	47.75	**6,21**	57.15	**7,46**	50
BSF 7/8 - 11	**3530-7/8**	22.23	22.75	22.35	**4,24**	33.53	**5,94**	44.70	**7,42**	55.88	**8,94**	67.06	**10,70**	25
BSF 1 - 10	**3530-1**	25.40	26.25	25.40	**4,24**	38.10	**5,94**	50.80	**7,42**	63.50	**8,94**	76.20	**10,70**	25

FREE RUNNING INSERT

BSP (GAS) | FREE | BSP | AISI 304 | SBAC AS 4736 SBAC AS 4947 | ...D

					L 1.0D		L 1.5D		L 2.0D		
			D1 mm	Ø	L mm	€	L mm	€	L mm	€	Unit
BSP	1/8 - 28	**3546-1/8**	9.73	10.00	3.30	**0,62**	4.83	**0,87**	6.35	**0,97**	100
BSP	1/4 - 19	**3546-1/4**	13.16	13.75	6.35	**0,83**	9.65	**1,19**	12.70	**1,34**	100
BSP	3/8 - 19	**3546-3/8**	16.66	17.00	9.65	**0,74**	14.22	**1,35**	19.05	**1,53**	100
BSP	1/2 - 14	**3546-1/2**	20.95	21.50	12.70	**1,92**	19.05	**1,94**	25.40	**3,08**	50
BSP	5/8 - 14	**3546-5/8**	22.91	23.50	16.00	**2,94**	23.88	**4,34**	31.75	**4,53**	50
BSP	3/4 - 14	**3546-3/4**	26.44	27.00	19.05	**2,94**	28.70	**4,34**	38.10	**4,53**	50
BSP	7/8 - 14	**3546-7/8**	30.20	30.50	22.35	**7,55**	33.53	**13,27**	44.45	**16,55**	25
BSP	1 - 11	**3546-1**	33.25	33.75	25.40	**8,46**	38.10	**14,86**	50.80	**17,02**	25

NPT | FREE | NPT | 60° p 1:16 | AISI 304 | SBAC AS 4737-48 SBAC AS 4948-59 | ...D

			L 1.5D		
			L mm	€	Unit
NPT	1/8 - 27	**3552-1/8**	4.78	**1,24**	100
NPT	1/4 - 18	**3552-1/4**	9.53	**1,79**	100
NPT	3/8 - 18	**3552-3/8**	14.30	**2,25**	100
NPT	1/2 - 14	**3552-1/2**	19.05	**3,69**	50
NPT	3/4 - 14	**3552-3/4**	28.58	**5,29**	50
NPT	1 - 11.1/2	**3552-1**	38.10	**7,10**	25

X.XD

Coding example:		1.0D	1.5D
	BSP 1/8-28	**3546-1/8x1.0D**	**3546-1/8x1.5D**

FREE RUNNING INSERT

UNx8 | FREE | 8-UN | AISI 304 | ...D

			D1 mm	Ø	L 1.0D mm	€	L 1.5D mm	€	L 2.0D mm	€	Unit
UN	1.1/8 - 8	**3570-1.1/8**	28.57	28.50	28.70	**11,14**	42.93	**13,14**	57.15	**14,02**	10
UN	1.1/4 - 8	**3570-1.1/4**	31.75	32.00	31.75	**13,35**	47.75	**16,11**	63.50	**18,23**	10
UN	1.3/8 - 8	**3570-1.3/8**	34.92	35.00	35.05	**15,07**	52.32	**20,02**	69.85	**22,04**	10
UN	1.1/2 - 8	**3570-1.1/2**	38.10	38.00	38.10	**16,81**	57.15	**22,31**	76.20	**26,17**	10
UN	1.5/8 - 8	**3570-1.5/8**	41.27	41.00	41.40	**18,42**	61.98	**23,67**	82.55	**29,17**	10
UN	1.3/4- 8	**3570-1.3/4**	44.45	44.50	44.45	**19,96**	66.80	**25,71**	88.90	**29,57**	10
UN	1.7/8 - 8	**3570-1.7/8**	47.62	47.50	47.75	**21,55**	71.37	**27,58**	95.25	**34,04**	10
UN	2 - 8	**3570-2**	50.80	51.00	50.80	**23,06**	76.20	**29,62**	101.60	**36,48**	10

BA | FREE | BA | AISI 304 | SBAC AS 4736 SBAC AS 4947 | ...D

		D1 mm	Ø	L 1.0D mm	€	L 1.5D mm	€	L 2.0D mm	€	L 2.5D mm	€	L 3.0D mm	€	Unit
BA 0	**3544-0**	6.00	6.20	6.10	**2,76**	8.89	**3,65**	11.94	**4,38**	14.99	**5,03**	18.03	**5,79**	100
BA 2	**3544-2**	4.70	4.90	4.83	**1,44**	7.11	**1,60**	9.40	**1,76**	11.68	**2,07**	14.22	**2,24**	100
BA 4	**3544-4**	3.60	3.80	3.56	**1,44**	5.33	**1,60**	7.11	**1,76**	8.89	**2,07**	10.92	**2,24**	100
BA 6	**3544-6**	2.80	2.90	2.79	**1,44**	4.32	**1,60**	5.59	**1,76**	7.11	**2,07**	8.38	**2,24**	100

X.XD

Coding example:

	1.0D	1.5D
UN 1.1/8 - 8	**3570-1.1/8x1.0D**	**3570-1.1/8x1.5D**

FREE RUNNING INSERT

BSB | FREE | BSB | AISI 304 | ...D

			D1 mm	Ø	L 1.0D L mm	€	L 1.5D L mm	€	L 2.0D L mm	€	Unit
BSB	1/4 - 26	**3560-1/4**	6,35	6.60	6,35	**1,69**	9.53	**2,33**	12.70	**2,55**	100
BSB	5/16 - 26	**3560-5/16**	7,94	8.20	7,95	**0,76**	11.91	**0,91**	15.88	**1,23**	100
BSB	3/8 - 26	**3560-3/8**	9,52	9.80	9,53	**0,88**	14.30	**1,06**	19.05	**1,44**	100
BSB	7/16 - 26	**3560-7/16**	11,11	11.30	11,13	**0,93**	16.66	**1,44**	22.23	**1,95**	100
BSB	1/2 - 26	**3560-1/2**	12,70	12.70	12,70	**1,91**	19.05	**2,42**	25.40	**3,08**	50

M MF | FREE | M/MF | AISI 304 | ...D

		Ø	L 8.40mm €	L 12.40mm €	L 16.40mm €	Unit
14x1.25	**3522-14.00**	14.25	**1,03**	**1,03**	**1,03**	50

		Ø	L 1/2" €	L 3/4" €	Unit
10x1.00	**3522-10.00**	10.30	**0,51**	-	100
12x1.25	**3522-12.00**	12.30	**0,62**	**0,75**	100
14x1.25	**3522-14.00**	14.25	**0,89**	**1,38**	50
18x1.50	**3522-18.00**	18.50	**1,20**	-	50

			L 0.339" €	L 3/8" €	L 7/16" €	Unit
10x1.00	**3522-10.00**	10.30	**0,43**	-	-	100
14x1.25	**3522-14.00**	14.25	-	**0,97**	**1,06**	50

powercoil by celesa

Pink

M
MF

FREE

M/MF

AISI 304

BS7752
DIN8140

...DP

FREE RUNNING INSERT

D		€	D1 mm	L mm		mm	60° 4-5		
						Accessorories			
M 3 x 0.50	**3520-3.00X1.0DP**		1.00	3.00	10	3.20	3520-3.00I	3500-HIT4	3500-TB4
M 3 x 0.50	**3520-3.00X1.5DP**		1.50	4.50	10	3.20	3520-3.00I	3500-HIT4	3500-TB4
M 3 x 0.50	**3520-3.00X2.0DP**		2.00	6.00	10	3.20	3520-3.00I	3500-HIT4	3500-TB4
M 4 x 0.70	**3520-4.00X1.0DP**		1.00	4.00	10	4.20	3520-4.00I	3500-HIT6	3500-TB6
M 4 x 0.70	**3520-4.00X1.5DP**		1.50	6.00	10	4.20	3520-4.00I	3500-HIT6	3500-TB6
M 4 x 0.70	**3520-4.00X2.0DP**		2.00	8.00	10	4.20	3520-4.00I	3500-HIT6	3500-TB6
M 5 x 0.80	**3520-5.00X1.0DP**		1.00	5.00	10	5.20	3520-5.00I	3500-HIT8	3500-TB8
M 5 x 0.80	**3520-5.00X1.5DP**		1.50	7.50	10	5.20	3520-5.00I	3500-HIT8	3500-TB8
M 5 x 0.80	**3520-5.00X2.0DP**		2.00	10.00	10	5.20	3520-5.00I	3500-HIT8	3500-TB8
M 6 x 1.00	**3520-6.00X1.0DP**		1.00	6.00	10	6.30	3520-6.00I	3500-HIT9	3500-TB9
M 6 x 1.00	**3520-6.00X1.5DP**		1.50	9.00	10	6.30	3520-6.00I	3500-HIT9	3500-TB9
M 6 x 1.00	**3520-6.00X2.0DP**		2.00	12.00	10	6.30	3520-6.00I	3500-HIT9	3500-TB9
M 6 x 1.00	**3520-6.00X2.5DP**		2.50	15.00	10	6.30	3520-6.00I	3500-HIT9	3500-TB9
M 8 x 1.00	**3521-8.00X1.0DP**		1.00	8.00	10	8.30	3521-8.00I	3500-HIT11	3500TB12
M 8 x 1.00	**3521-8.00X1.5DP**		1.50	12.00	10	8.30	3521-8.00I	3500-HIT11	3500TB12
M 8 x 1.00	**3521-8.00X2.0DP**		2.00	16.00	10	8.30	3521-8.00I	3500-HIT11	3500TB12
M 8 x 1.25	**3520-8.00X1.0DP**		1.00	8.00	10	8.30	3520-8.00I	3500-HIT11	3500-TB12
M 8 x 1.25	**3520-8.00X1.5DP**		1.50	12.00	10	8.30	3520-8.00I	3500-HIT11	3500-TB12
M 8 x 1.25	**3520-8.00X2.0DP**		2.00	16.00	10	8.30	3520-8.00I	3500-HIT11	3500-TB12
M 10 x 1.25	**3521-10.00X1.5DP**		1.50	15.00	10	10.30	3521-10.00I	3500-HIT13	3500-TB13
M 10 x 1.50	**3520-10.00X1.0DP**		1.00	10.00	10	10.40	3520-10.00I	3500-HIT13	3500-TB13
M 10 x 1.50	**3520-10.00X1.5DP**		1.50	15.00	10	10.40	3520-10.00I	3500-HIT13	3500-TB13
M 10 x 1.50	**3520-10.00X2.0DP**		2.00	20.00	10	10.40	3520-10.00I	3500-HIT13	3500-TB13
M 12 x 1.50	**3521-12.00X1.5DP**		1.50	18.00	10	12.40	3521-12.00I	3500-HIT15	3500-TB15
M 12 x 1.75	**3520-12.00X1.0DP**		1.00	12.00	10	12.50	3520-12.00I	3500-HIT15	3500-TB15
M 12 x 1.75	**3520-12.00X1.5DP**		1.50	18.00	10	12.50	3520-12.00I	3500-HIT15	3500-TB15
M 12 x 1.75	**3520-12.00X2.0DP**		2.00	24.00	10	12.50	3520-12.00I	3500-HIT15	3500-TB15
M 14 x 1.50	**3521-14.00X1.5DP**		1.50	21.00	5	14.40	3521-14.00I	3500-HIT16	–
M 14 x 2.00	**3520-14.00X1.0DP**		1.00	14.00	5	14.50	3520-14.00I	3500-HIT16	–
M 14 x 2.00	**3520-14.00X1.5DP**		1.50	21.00	5	14.50	3520-14.00I	3500-HIT16	–
M 14 x 2.00	**3520-14.00X2.0DP**		2.00	28.00	5	14.50	3520-14.00I	3500-HIT16	–
M 16 x 1.50	**3521-16.00X1.5DP**		1.50	24.00	5	16.50	3521-16.00I	3500-HIT18	–
M 16 x 2.00	**3520-16.00X1.0DP**		1.00	16.00	5	16.50	3520-16.00I	3500-HIT18	–
M 16 x 2.00	**3520-16.00X1.5DP**		1.50	24.00	5	16.50	3520-16.00I	3500-HIT18	–
M 16 x 2.00	**3520-16.00X2.0DP**		2.00	32.00	5	16.50	3520-16.00I	3500-HIT18	–
M 18 x 2.00	**3521-18.00X1.5DP**		1.50	27.00	5	18.50	3521-18.00I	3500-HIT20	–
M 18 x 2.50	**3520-18.00X1.0DP**		1.00	18.00	5	19.00	3520-18.00I	3500-HIT20	–
M 18 x 2.50	**3520-18.00X1.5DP**		1.50	27.00	5	19.00	3520-18.00I	3500-HIT20	–
M 18 x 2.50	**3520-18.00X2.0DP**		2.00	36.00	5	19.00	3520-18.00I	3500-HIT20	–
M 20 x 2.50	**3520-20.00X1.0DP**		1.00	20.00	5	20.75	3520-20.00I	3500-HIT21	–
M 20 x 2.50	**3520-20.00X1.5DP**		1.50	30.00	5	20.75	3520-20.00I	3500-HIT21	–
M 20 x 2.50	**3520-20.00X2.0DP**		2.00	40.00	5	20.75	3520-20.00I	3500-HIT21	–
M 22 x 2.50	**3520-22.00X1.5DP**		1.50	33.00	3	22.75	3520-22.00I	3500-HIT22	–
M 22 x 2.50	**3520-22.00X2.0DP**		2.00	44.00	3	22.75	3520-22.00I	3500-HIT22	–
M 24 x 3.00	**3520-24.00X1.5DP**		1.50	36.00	3	24.50	3520-24.00I	3500-HIT23	–

Accessories not included in listed price

D		€	D1 mm	L		mm	60°		
						Accessorories			
M 12 x 1.25	**3522-12.00X1/2P**		-	1/2"	10	12.30	3522-12.00PN	3500-HIT15	3500-TB15
M 12 x 1.25	**3522-12.00X3/4P**		-	3/4"	10	12.30	3522-12.00PN	3500-HIT15	3500-TB15
M 14 x 1.25	**3522-14.00X3/8P**		-	3/8"	10	14.30	3522-14.00PN	3500-HIT17	3500-HIT17
M 14 x 1.25	**3522-14.00X1/2P**		-	1/2"	10	14.30	3522-14.00PN	3500-HIT17	3500-HIT17
M 14 x 1.25	**3522-14.00X3/4P**		-	3/4"	10	14.30	3522-14.00PN	3500-HIT17	3500-HIT17
M 14 x 1.25	**3522-14.00X8.4P**		-	8.4 mm	5	14.30	3522-14.00PN	3500-HIT17	3500-HIT17
M 14 x 1.25	**3522-14.00X12.4P**		-	12.4"	5	14.30	3522-14.00PN	3500-HIT17	3500-HIT17
M 14 x 1.25	**3522-14.00X16.4P**		-	16.4"	5	14.30	3522-14.00PN	3500-HIT17	3500-HIT17

Accessories not included in listed price

M14x1,25 M12x1,25

UNC UNF
FREE
UNC/UNF
AISI 304
SBAC AS 6734 SBAC AS 8456
SBAC AS 6733 SBAC AS 8455
...DP

Pink

FREE RUNNING INSERT

			€	D1 mm	L mm		mm	60° 4-5		
							Accessorories			
UNC	Nº6 - 32	**3532-6GX1.5DP**		1.50	5.33	10	3.80	3532-6GI	3500-HIT5	3500-TB5
UNC	Nº8 - 32	**3532-8GX1.5DP**		1.50	6.35	10	4.40	3532-8GI	3500-HIT6	3500-TB6
UNC	Nº10 - 24	**3532-10GX1.5DP**		1.50	7.11	10	5.20	3532-10GI	3500-HIT7	3500-TB8
UNC	1/4 - 20	**3532-1/4X1.5DP**		1.50	9.65	10	6.70	3532-1/4I	3500-HIT9	3500-TB9
UNC	5/16 - 18	**3532-5/16X1.0DP**		1.00	7.87	10	8.30	3532-5/16I	3500-HIT10	3500-TB12
UNC	5/16 - 18	**3532-5/16X1.5DP**		1.50	11.94	10	8.30	3532-5/16I	3500-HIT10	3500-TB12
UNC	3/8 - 16	**3532-3/8X1.5DP**		1.50	14.22	10	9.90	3532-3/8I	3500-HIT13	3500-TB12
UNC	3/8 - 16	**3532-3/8X2.0DP**		2.00	19.05	10	9.90	3532-3/8I	3500-HIT13	3500-TB12
UNC	7/16 - 14	**3532-7/16X1.5DP**		1.50	16.76	10	11.60	3532-7/16I	3500-HIT14	3500-TB14
UNC	1/2 - 13	**3532-1/2X1.5DP**		1.50	19.05	10	13.00	3532-1/2I	3500-HIT15	3500-TB15
UNC	5/8 - 11	**3532-5/8X1.5DP**		1.50	23.88	5	16.50	3532-5/8I	3500-HIT18	–
UNC	3/4 - 10	**3532-3/4X1.5DP**		1.50	28.70	5	20.00	3532-3/4I	3500-HIT20	–
UNC	7/8 - 9	**3532-7/8X1.5DP**		1.50	33.27	3	23.00	3532-7/8I	3500-HIT22	–
UNC	1 - 8	**3532-1X1.5DP**		1.50	38.10	3	26.25	3532-1I	3500-HIT23	–

			€	D1 mm	L mm		mm	60° 4-5		
							Accessorories			
UNF	Nº10 - 32	**3534-10GX1.5DP**		1.50	7.11	10	5.10	3534-10GI	3500-HIT8	3500-TB8
UNF	1/4 - 28	**3534-1/4X1.5DP**		1.50	9.65	10	6.70	3534-1/4I	3500-HIT9	3500-TB9
UNF	5/16 - 24	**3534-5/16X1.5DP**		1.50	11.94	10	8.30	3534-5/16I	3500-HIT11	3500-TB12
UNF	3/8 - 24	**3534-3/8X1.5DP**		1.50	14.22	10	9.80	3534-3/8I	3500-HIT13	3500-TB13
UNF	7/16 - 20	**3534-7/16X1.5DP**		1.50	16.76	10	11.50	3534-7/16I	3500-HIT14	3500-TB14
UNF	1/2 - 20	**3534-1/2X1.5DP**		1.50	19.05	10	13.00	3534-1/2I	3500-HIT15	3500-TB15
UNF	5/8 - 18	**3534-5/8X1.5DP**		1.50	24.13	5	16.50	3534-5/8I	3500-HIT18	–
UNF	3/4 - 16	**3534-3/4X1.5DP**		1.50	28.70	5	19.50	3534-3/4I	3500-HIT21	–

Accessories not included in listed price

BSP (GAS)
FREE
BSP
AISI 304
BS84
...DP

			€	D1 mm	L mm		mm	55° 4-5	
							Accessorories		
BSP	1/8 - 28	**3546-1/8X1.5DP**		1.50	4.83	10	10.00	3546-1/8I	3500-HIT14
BSP	1/4 - 19	**3546-1/4X1.5DP**		1.50	9.65	10	13.75	3546-1/4I	3500-HIT16
BSP	3/8 - 19	**3546-3/8X1.5DP**		1.50	14.22	10	17.00	3546-3/8I	3500-HIT20
BSP	1/2 - 14	**3546-1/2X1.5DP**		1.50	19.05	10	21.50	3546-1/2I	3500-HIT23
BSP	3/4 - 14	**3546-3/4X1.5DP**		1.50	28.70	5	27.00	3546-3/4I	3500-HIT24
BSP	1 - 11	**3546-1X1.5DP**		1.50	38.10	3	33.75	3546-1I	3500-HIT27

Accessories not included in listed price

SCREW LOCKING INSERTS

M MF | LOCK | M/MF | AISI 304 | NASM3329 NASM3330 NASM3331 LN9499 NASM8846 | BS7751 DIN8140 | ...DSL

			L 1.0D				L 1.5D				L 2.0D				
			L mm	€ <500	€ 500-999	€ 1000-...	L mm	€ <500	€ 500-999	€ 1000-...	L mm	€ <500	€ 500-999	€ 1000-...	Unit
M 2 x 0.40	**3520-2.00**	2.10	2.00	**0,66**	**0,60**	**0,54**	3.00	**0,86**	**0,76**	**0,70**	4.00	**1,01**	**0,88**	**0,82**	100
M 2.20 x 0.45	**3520-2.20**	2.30	2.20	**0,63**	**0,56**	**0,51**	3.30	**0,82**	**0,72**	**0,67**	4.40	**0,93**	**0,84**	**0,79**	100
M 2.50 x 0.45	**3520-2.50**	2.60	2.50	**0,42**	**0,37**	**0,35**	3.75	**0,43**	**0,40**	**0,38**	5.00	**0,44**	**0,41**	**0,39**	100
M 3 x 0.50	**3520-3.00**	3.20	3.00	**0,32**	**0,28**	**0,26**	4.50	**0,37**	**0,32**	**0,29**	6.00	**0,38**	**0,35**	**0,32**	100
M 3.50 x 0.60	**3520-3.50**	3.70	3.50	**0,38**	**0,35**	**0,32**	5.25	**0,40**	**0,38**	**0,36**	7.00	**0,42**	**0,40**	**0,38**	100
M 4 x 0.70	**3520-4.00**	4.20	4.00	**0,32**	**0,29**	**0,27**	6.00	**0,37**	**0,32**	**0,29**	8.00	**0,38**	**0,34**	**0,30**	100
M 5 x 0.80	**3520-5.00**	5.20	5.00	**0,38**	**0,34**	**0,30**	7.50	**0,39**	**0,35**	**0,32**	10.00	**0,42**	**0,38**	**0,36**	100
M 6 x 1.00	**3520-6.00**	6.30	6.00	**0,41**	**0,37**	**0,35**	9.00	**0,43**	**0,38**	**0,36**	12.00	**0,48**	**0,43**	**0,40**	100
M 7 x 1.00	**3520-7.00**	7.30	7.00	**0,48**	**0,43**	**0,40**	10.50	**0,58**	**0,50**	**0,47**	14.00	**0,64**	**0,58**	**0,51**	100
M 8 x 1.00	**3521-8.00**	8.30	8.00	**0,51**	**0,46**	**0,43**	12.00	**0,56**	**0,47**	**0,44**	16.00	**0,65**	**0,56**	**0,51**	100
M 8 x 1.25	**3520-8.00**	8.30	8.00	**0,42**	**0,38**	**0,36**	12.00	**0,48**	**0,43**	**0,40**	16.00	**0,58**	**0,48**	**0,45**	100
M 9 x 1.25	**3520-9.00**	9.40	9.00	**1,04**	**0,92**	**0,86**	13.50	**1,33**	**1,10**	**1,03**	18.00	**1,40**	**1,17**	**1,08**	100
M 10 x 1.00	**3523-10.00**	10.30	10.00	**0,56**	**0,48**	**0,45**	15.00	**0,68**	**0,59**	**0,53**	20.00	**0,70**	**0,63**	**0,58**	100
M 10 x 1.25	**3521-10.00**	10.30	10.00	**0,53**	**0,47**	**0,44**	15.00	**0,67**	**0,62**	**0,58**	20.00	**0,69**	**0,66**	**0,62**	100
M 10 x 1.50	**3520-10.00**	10.40	10.00	**0,56**	**0,47**	**0,44**	15.00	**0,67**	**0,58**	**0,51**	20.00	**0,70**	**0,63**	**0,59**	100
M 11 x 1.50	**3520-11.00**	11.40	11.00	**1,09**	**0,91**	**0,85**	16.50	**1,10**	**0,93**	**0,87**	22.00	**1,11**	**1,02**	**0,92**	100
M 12 x 1.25	**3523-12.00**	12.30	12.00	**0,89**	**0,74**	**0,68**	18.00	**0,97**	**0,81**	**0,75**	24.00	**1,05**	**0,93**	**0,86**	100
M 12 x 1.50	**3521-12.00**	12.40	12.00	**0,90**	**0,79**	**0,72**	18.00	**0,98**	**0,85**	**0,79**	24.00	**1,08**	**1,01**	**0,91**	100
M 12 x 1.75	**3520-12.00**	12.50	12.00	**0,81**	**0,68**	**0,64**	18.00	**0,97**	**0,82**	**0,76**	24.00	**1,05**	**0,91**	**0,85**	100
M 14 x 1.50	**3521-14.00**	14.50	14.00	**1,24**	**1,10**	**1,03**	21.00	**1,44**	**1,17**	**1,08**	28.00	**1,58**	**1,31**	**1,23**	50
M 14 x 2.00	**3520-14.00**	14.50	14.00	**1,13**	**1,01**	**0,91**	21.00	**1,30**	**1,22**	**1,12**	28.00	**1,60**	**1,52**	**1,41**	50
M 16 x 1.50	**3521-16.00**	16.50	16.00	**1,68**	**1,50**	**1,42**	24.00	**1,81**	**1,62**	**1,50**	32.00	**2,18**	**2,01**	**1,85**	50
M 16 x 2.00	**3520-16.00**	16.50	16.00	**1,56**	**1,40**	**1,29**	24.00	**1,63**	**1,51**	**1,40**	32.00	**2,02**	**1,88**	**1,73**	50
M 18 x 1.50	**3523-18.00**	18.50	18.00	**2,72**	**2,26**	**2,10**	27.00	**2,76**	**2,38**	**2,21**	36.00	**4,22**	**3,47**	**3,18**	50
M 18 x 2.00	**3521-18.00**	18.50	18.00	**2,32**	**2,07**	**1,92**	27.00	**2,59**	**2,42**	**2,30**	36.00	**3,53**	**3,09**	**2,86**	50
M 18 x 2.50	**3520-18.00**	19.00	18.00	**2,34**	**2,07**	**1,92**	27.00	**2,66**	**2,35**	**2,17**	36.00	**3,62**	**3,27**	**3,01**	50
M 20 x 1.50	**3523-20.00**	20.50	20.00	**3,08**	**2,68**	**2,48**	30.00	**3,64**	**3,29**	**3,02**	40.00	**4,25**	**3,70**	**3,39**	25
M 20 x 2.00	**3521-20.00**	20.50	20.00	**2,68**	**2,32**	**2,14**	30.00	**3,29**	**2,91**	**2,68**	40.00	**4,22**	**3,69**	**3,39**	25
M 20 x 2.50	**3520-20.00**	20.75	20.00	**2,81**	**2,48**	**2,28**	30.00	**3,39**	**3,02**	**2,78**	40.00	**4,38**	**3,87**	**3,56**	25
M 22 x 1.50	**3523-22.00**	22.50	22.00	**3,12**	**2,96**	**2,65**	33.00	**3,50**	**3,33**	**2,90**	44.00	**4,66**	**4,50**	**3,51**	25
M 22 x 2.00	**3521-22.00**	22.50	22.00	**2,82**	**2,57**	**2,36**	33.00	**3,53**	**3,18**	**2,90**	44.00	**4,47**	**4,14**	**3,90**	25
M 22 x 2.50	**3520-22.00**	22.75	22.00	**2,93**	**2,71**	**2,50**	33.00	**3,66**	**3,33**	**3,07**	44.00	**4,63**	**4,23**	**3,91**	25
M 24 x 1.50	**3523-24.00**	24.50	24.00	**3,58**	**3,39**	**2,86**	36.00	**4,10**	**3,58**	**3,43**	48.00	**4,87**	**4,23**	**3,99**	25
M 24 x 2.00	**3521-24.00**	24.50	24.00	**3,53**	**3,26**	**3,05**	36.00	**4,24**	**3,90**	**3,62**	48.00	**4,69**	**4,43**	**4,27**	25
M 24 x 3.00	**3520-24.00**	25.00	24.00	**3,70**	**3,45**	**3,17**	36.00	**4,43**	**4,14**	**3,80**	48.00	**4,90**	**4,60**	**4,23**	25

X.XD

Coding example:	M 14 x 2.00	1.0D	1.5D
		3520-14.00x1.0DSL	**3520-14.00x1.5DSL**

SCREW LOCKING INSERTS

M MF | LOCK | M/MF | AISI 304 | NASM3329 NASM3330 NASM3331 LN9499 NASM8846 | BS7751 DIN8140 | ...DSL

				L 2.5D			L 3.0D				
		Ø	L mm	€ <500	€ 500-999	€ 1000-...	L mm	€ <500	€ 500-999	€ 1000-...	Unit
M 2 x 0.40	**3520-2.00**	2.10	5.00	**1,13**	**1,01**	**0,91**	6.00	**1,42**	**1,25**	**1,16**	100
M 2.20 x 0.45	**3520-2.20**	2.30	5.50	**1,07**	**0,93**	**0,87**	6.60	**1,34**	**1,18**	**1,09**	100
M 2.50 x 0.45	**3520-2.50**	2.60	6.25	**0,46**	**0,43**	**0,40**	9.00	**0,56**	**0,53**	**0,49**	100
M 3 x 0.50	**3520-3.00**	3.20	7.50	**0,43**	**0,41**	**0,39**	9.00	**0,51**	**0,47**	**0,44**	100
M 3.50 x 0.60	**3520-3.50**	3.70	8.75	**0,48**	**0,46**	**0,43**	10.50	**0,60**	**0,54**	**0,50**	100
M 4 x 0.70	**3520-4.00**	4.20	10.00	**0,43**	**0,41**	**0,39**	12.00	**0,48**	**0,44**	**0,41**	100
M 5 x 0.80	**3520-5.00**	5.20	12.50	**0,50**	**0,47**	**0,44**	15.00	**0,62**	**0,56**	**0,51**	100
M 6 x 1.00	**3520-6.00**	6.30	15.00	**0,60**	**0,54**	**0,50**	18.00	**0,70**	**0,64**	**0,60**	100
M 7 x 1.00	**3520-7.00**	7.30	17.50	**0,69**	**0,66**	**0,62**	21.00	**0,83**	**0,79**	**0,72**	100
M 8 x 1.00	**3521-8.00**	8.30	20.00	**0,75**	**0,67**	**0,63**	24.00	**0,91**	**0,86**	**0,82**	100
M 8 x 1.25	**3520-8.00**	8.30	20.00	**0,69**	**0,64**	**0,60**	24.00	**0,83**	**0,75**	**0,69**	100
M 9 x 1.25	**3520-9.00**	9.40	22.50	**1,55**	**1,38**	**1,27**	27.00	**2,02**	**1,85**	**1,71**	100
M 10 x 1.00	**3523-10.00**	10.30	25.00	**0,83**	**0,71**	**0,66**	30.00	**1,13**	**1,02**	**0,92**	100
M 10 x 1.25	**3521-10.00**	10.30	25.00	**0,84**	**0,80**	**0,74**	30.00	**1,16**	**1,11**	**1,04**	100
M 10 x 1.50	**3520-10.00**	10.40	25.00	**0,83**	**0,74**	**0,68**	30.00	**1,13**	**1,04**	**0,96**	100
M 11 x 1.50	**3520-11.00**	11.40	27.50	**1,38**	**1,26**	**1,17**	33.00	**1,69**	**1,62**	**1,50**	100
M 12 x 1.25	**3523-12.00**	12.30	30.00	**1,35**	**1,30**	**1,20**	36.00	**1,69**	**1,61**	**1,58**	100
M 12 x 1.50	**3521-12.00**	12.40	30.00	**1,35**	**1,14**	**1,06**	36.00	**1,74**	**1,72**	**1,58**	100
M 12 x 1.75	**3520-12.00**	12.50	30.00	**1,35**	**1,29**	**1,19**	36.00	**1,69**	**1,66**	**1,53**	100
M 14 x 1.50	**3521-14.00**	14.50	35.00	**1,93**	**1,53**	**1,42**	42.00	**3,21**	**3,16**	**2,92**	50
M 14 x 2.00	**3520-14.00**	14.50	35.00	**1,93**	**1,83**	**1,69**	42.00	**2,32**	**2,25**	**2,07**	50
M 16 x 1.50	**3521-16.00**	16.50	40.00	**2,39**	**2,24**	**2,06**	48.00	**3,09**	**3,00**	**2,76**	50
M 16 x 2.00	**3520-16.00**	16.50	40.00	**2,43**	**2,34**	**2,16**	48.00	**3,01**	**2,95**	**2,72**	50
M 18 x 1.50	**3523-18.00**	18.50	45.00	**4,50**	**3,81**	**3,52**	54.00	**5,04**	**4,43**	**4,08**	50
M 18 x 2.00	**3521-18.00**	18.50	45.00	**4,01**	**3,54**	**3,28**	54.00	**4,69**	**4,43**	**4,08**	50
M 18 x 2.50	**3520-18.00**	19.00	45.00	**4,12**	**3,74**	**3,44**	54.00	**4,83**	**4,66**	**4,18**	50
M 20 x 1.50	**3523-20.00**	20.50	50.00	**4,68**	**4,31**	**3,96**	60.00	**5,97**	**5,46**	**5,03**	25
M 20 x 2.00	**3521-20.00**	20.50	50.00	**4,69**	**4,33**	**4,04**	60.00	**5,97**	**5,66**	**5,51**	25
M 20 x 2.50	**3520-20.00**	20.75	50.00	**4,86**	**4,56**	**4,19**	60.00	**6,08**	**5,89**	**5,42**	25
M 22 x 1.50	**3523-22.00**	22.50	55.00	**5,45**	**4,79**	**4,41**	66.00	**6,92**	**6,64**	**6,03**	25
M 22 x 2.00	**3521-22.00**	22.50	55.00	**5,47**	**5,20**	**5,05**	66.00	**7,86**	**7,32**	**7,01**	25
M 22 x 2.50	**3520-22.00**	22.75	55.00	**5,67**	**5,30**	**4,88**	66.00	**7,67**	**7,11**	**6,54**	25
M 24 x 1.50	**3523-24.00**	24.50	60.00	**6,70**	**5,63**	**5,19**	72.00	**8,45**	**7,15**	**6,58**	25
M 24 x 2.00	**3521-24.00**	24.50	60.00	**6,81**	**6,16**	**5,60**	72.00	**8,13**	**7,77**	**7,67**	25
M 24 x 3.00	**3520-24.00**	25.00	60.00	**7,11**	**6,39**	**5,89**	72.00	**7,69**	**7,48**	**6,88**	25

Important note: Theoretical insert length is referred to length after insert installation.

SCREW LOCKING INSERTS

UNC | LOCK | UNC | AISI 304 | AGS3600 | NASM21209 NASM8846 | ...DSL



			D1 mm	Ø	L mm	1.0D € <500	500-999	1000-...	L mm	1.5D € <500	500-999	1000-...	L mm	2.0D € <500	500-999	1000-...	Unit
UNC	Nº2 - 56	**3532-2G**	**2.18**	2.40	2.29	**0,82**	**0,71**	**0,66**	3.30	**0,96**	**0,83**	**0,78**	4.32	**1,24**	**1,07**	**1,00**	100
UNC	Nº4 - 40	**3532-4G**	**2.84**	3.00	2.79	**0,37**	**0,32**	**0,29**	4.32	**0,40**	**0,35**	**0,32**	5.59	**0,42**	**0,37**	**0,35**	100
UNC	Nº5 - 40	**3532-5G**	**3.17**	3.40	3.30	**0,49**	**0,43**	**0,40**	4.83	**0,51**	**0,46**	**0,43**	6.35	**0,54**	**0,48**	**0,45**	100
UNC	Nº6 - 32	**3532-6G**	**3.50**	3.70	3.56	**0,32**	**0,28**	**0,26**	5.33	**0,38**	**0,34**	**0,30**	7.11	**0,40**	**0,36**	**0,34**	100
UNC	Nº8 - 32	**3532-8G**	**4.17**	4.40	4.06	**0,32**	**0,28**	**0,26**	6.35	**0,38**	**0,34**	**0,30**	8.38	**0,40**	**0,36**	**0,34**	100
UNC	Nº10 - 24	**3532-10G**	**4.83**	5.10	4.83	**0,39**	**0,35**	**0,32**	7.37	**0,42**	**0,37**	**0,35**	9.65	**0,46**	**0,40**	**0,38**	100
UNC	Nº12 - 24	**3532-12G**	**5.49**	5.70	5.59	**0,43**	**0,38**	**0,36**	8.13	**0,48**	**0,42**	**0,40**	10.92	**0,51**	**0,44**	**0,41**	100
UNC	1/4 - 20	**3532-1/4**	**6.35**	6.70	6.35	**0,43**	**0,38**	**0,36**	9.65	**0,48**	**0,42**	**0,40**	12.70	**0,51**	**0,44**	**0,41**	100
UNC	5/16 - 18	**3532-5/16**	**7.94**	8.30	7.87	**0,60**	**0,49**	**0,46**	11.94	**0,69**	**0,60**	**0,54**	15.75	**0,72**	**0,64**	**0,60**	100
UNC	3/8 - 16	**3532-3/8**	**9.52**	9.90	9.65	**0,84**	**0,72**	**0,67**	14.48	**0,88**	**0,78**	**0,71**	19.05	**1,16**	**1,02**	**0,92**	100
UNC	7/16 - 14	**3532-7/16**	**11.11**	11.60	11.18	**0,98**	**0,85**	**0,79**	16.76	**1,18**	**1,03**	**0,93**	22.35	**1,34**	**1,16**	**1,07**	100
UNC	1/2 - 13	**3532-1/2**	**12.70**	13.00	12.70	**1,06**	**0,91**	**0,85**	19.05	**1,18**	**1,03**	**0,93**	25.40	**1,34**	**1,16**	**1,07**	100
UNC	9/16 - 12	**3532-9/16**	**14.28**	15.00	14.22	**2,61**	**2,26**	**2,10**	21.34	**3,48**	**3,00**	**2,76**	28.45	**4,46**	**3,86**	**3,55**	50
UNC	5/8 - 11	**3532-5/8**	**15.87**	16.50	16.00	**2,37**	**2,04**	**1,89**	23.88	**3,16**	**2,73**	**2,52**	31.75	**3,93**	**3,40**	**3,13**	50
UNC	3/4 - 10	**3532-3/4**	**19.05**	19.80	19.05	**2,74**	**2,38**	**2,21**	28.70	**3,73**	**3,23**	**2,98**	38.10	**4,65**	**4,03**	**3,72**	50
UNC	7/8 - 9	**3532-7/8**	**22.22**	23.00	22.35	**3,81**	**3,31**	**3,05**	33.53	**5,71**	**4,92**	**4,55**	44.45	**7,25**	**6,27**	**5,76**	25
UNC	1 - 8	**3532-1**	**25.40**	26.20	25.40	**5,17**	**4,46**	**4,12**	38.10	**7,73**	**6,68**	**6,14**	50.80	**9,82**	**8,46**	**7,80**	25

Important note: Theoretical insert length is referred to length after insert installation.

X.XD

Coding example:		1.0D	1.5D
	UNC 1/4 - 20	**3532-1/4x1.0DSL**	**3532-1/4x1.5DSL**

SCREW LOCKING INSERTS

UNC | LOCK | UNC | AISI 304 | AGS3600 | NASM21209 NASM8846 | ...DSL

			D1 mm	Ø	L mm	L 2.5D € <500	500-999	1000-...	L mm	L 3.0D € <500	500-999	1000-...	Unit
UNC	Nº2 - 56	**3532-2G**	**2.18**	2.40	5.59	**1,40**	**1,20**	**1,11**	6.60	**1,50**	**1,29**	**1,19**	100
UNC	Nº4 - 40	**3532-4G**	**2.84**	3.00	7.11	**0,48**	**0,42**	**0,40**	8.64	**0,60**	**0,49**	**0,46**	100
UNC	Nº5 - 40	**3532-5G**	**3.17**	3.40	7.87	**0,60**	**0,49**	**0,46**	9.65	**0,82**	**0,70**	**0,66**	100
UNC	Nº6 - 32	**3532-6G**	**3.50**	3.70	8.89	**0,43**	**0,38**	**0,36**	10.41	**0,50**	**0,44**	**0,41**	100
UNC	Nº8 - 32	**3532-8G**	**4.17**	4.40	10.41	**0,43**	**0,38**	**0,36**	12.45	**0,50**	**0,44**	**0,41**	100
UNC	Nº10 - 24	**3532-10G**	**4.83**	5.10	12.19	**0,54**	**0,47**	**0,44**	14.48	**0,66**	**0,59**	**0,53**	100
UNC	Nº12 - 24	**3532-12G**	**5.49**	5.70	13.72	**0,64**	**0,56**	**0,51**	16.51	**0,78**	**0,67**	**0,63**	100
UNC	1/4 - 20	**3532-1/4**	**6.35**	6.70	16.00	**0,64**	**0,56**	**0,51**	19.05	**0,78**	**0,67**	**0,63**	100
UNC	5/16 - 18	**3532-5/16**	**7.94**	8.30	19.81	**0,87**	**0,75**	**0,69**	23.62	**1,06**	**0,91**	**0,85**	100
UNC	3/8 - 16	**3532-3/8**	**9.52**	9.90	23.88	**1,33**	**1,14**	**1,06**	28.70	**1,56**	**1,35**	**1,25**	100
UNC	7/16 - 14	**3532-7/16**	**11.11**	11.60	27.94	**1,60**	**1,39**	**1,28**	33.53	**1,95**	**1,69**	**1,56**	100
UNC	1/2 - 13	**3532-1/2**	**12.70**	13.00	31.75	**1,60**	**1,39**	**1,28**	38.10	**1,95**	**1,69**	**1,56**	100
UNC	9/16 - 12	**3532-9/16**	**14.28**	15.00	35.56	**5,11**	**4,42**	**4,06**	42.93	**6,16**	**5,32**	**4,90**	50
UNC	5/8 - 11	**3532-5/8**	**15.87**	16.50	39.62	**4,69**	**4,06**	**3,75**	47.75	**5,61**	**4,85**	**4,46**	50
UNC	3/4 - 10	**3532-3/4**	**19.05**	19.80	47.75	**5,53**	**4,78**	**4,40**	57.15	**6,62**	**5,72**	**5,27**	50
UNC	7/8 - 9	**3532-7/8**	**22.22**	23.00	55.63	**8,59**	**7,41**	**6,81**	66.80	**10,42**	**9,00**	**8,28**	25
UNC	1 - 8	**3532-1**	**25.40**	26.20	63.50	**11,62**	**10,02**	**9,23**	76.20	**14,09**	**12,17**	**11,21**	25

Important note: Theoretical insert length is referred to length after insert installation.

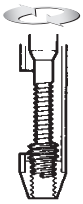

SCREW LOCKING INSERTS

UNF | LOCK | UNF | AISI 304 | NASM21209 NASM8846 | ...DSL

			D1 mm	Ø	L 1.0D mm	€ <500	€ 500-999	€ 1000-...	L 1.5D mm	€ <500	€ 500-999	€ 1000-...	L 2.0D mm	€ <500	€ 500-999	€ 1000-...	Unit
UNF	Nº4 - 48	**3534-4G**	**2.84**	3.00	2.79	**0,74**	**0,66**	**0,62**	4.32	**0,85**	**0,75**	**0,69**	5.59	**1,00**	**0,87**	**0,81**	100
UNF	Nº6 - 40	**3534-6G**	**3.50**	3.70	3.56	**0,74**	**0,66**	**0,62**	5.33	**0,85**	**0,75**	**0,69**	7.11	**1,00**	**0,87**	**0,81**	100
UNF	Nº8 - 36	**3534-8G**	**4.17**	4.40	4.06	**0,74**	**0,66**	**0,62**	6.35	**0,85**	**0,75**	**0,69**	8.38	**1,00**	**0,87**	**0,81**	100
UNF	Nº10 - 32	**3534-10G**	**4.83**	5.10	4.83	**0,42**	**0,37**	**0,35**	7.37	**0,43**	**0,38**	**0,36**	9.65	**0,51**	**0,44**	**0,41**	100
UNF	1/4 - 28	**3534-1/4**	**6.35**	6.60	6.35	**0,42**	**0,37**	**0,35**	9.65	**0,43**	**0,38**	**0,36**	12.70	**0,51**	**0,44**	**0,41**	100
UNF	5/16 - 24	**3534-5/16**	**7.94**	8.20	7.87	**0,60**	**0,49**	**0,46**	11.94	**0,63**	**0,51**	**0,48**	16.00	**0,72**	**0,64**	**0,60**	100
UNF	3/8 - 24	**3534-3/8**	**9.52**	9.80	9.65	**0,85**	**0,72**	**0,67**	14.48	**0,88**	**0,78**	**0,71**	19.05	**1,06**	**0,91**	**0,85**	100
UNF	7/16 - 20	**3534-7/16**	**11.11**	11.50	11.18	**1,06**	**0,91**	**0,85**	16.76	**1,18**	**1,03**	**0,93**	22.35	**1,34**	**1,16**	**1,07**	100
UNF	1/2 - 20	**3534-1/2**	**12.70**	13.00	12.70	**1,06**	**0,91**	**0,85**	19.05	**1,18**	**1,03**	**0,93**	25.40	**1,34**	**1,16**	**1,07**	100
UNF	9/16 - 18	**3534-9/16**	**14.29**	14.75	14.22	**2,33**	**2,00**	**1,84**	21.34	**2,48**	**2,06**	**1,91**	28.70	**2,98**	**2,56**	**2,35**	50
UNF	5/8 - 18	**3534-5/8**	**15.87**	16.50	16.00	**2,37**	**2,01**	**1,85**	23.88	**2,48**	**2,14**	**1,96**	31.75	**2,98**	**2,56**	**2,35**	50
UNF	3/4 - 16	**3534-3/4**	**19.05**	19.50	19.05	**3,12**	**2,69**	**2,49**	28.70	**4,35**	**3,75**	**3,45**	38.10	**5,26**	**4,53**	**4,17**	50
UNF	7/8 - 14	**3534-7/8**	**22.22**	22.50	22.35	**5,31**	**4,58**	**4,21**	33.27	**7,84**	**6,76**	**6,22**	44.45	**9,96**	**8,59**	**7,91**	25
UNF	1 - 12	**3534-1**	**25.40**	26.00	25.40	**5,31**	**4,58**	**4,21**	38.10	**7,84**	**6,76**	**6,22**	50.80	**9,96**	**8,59**	**7,91**	25
UNS	1 - 14	**3535-1**	**25.40**	26.00	25.40	**5,31**	**4,63**	**4,26**	38.10	**7,84**	**6,84**	**6,30**	50.80	**9,96**	**8,69**	**8,00**	25

Important note: Theoretical insert length is referred to length after insert installation.

X.XD

Coding example:		1.0D	1.5D
	UNF Nº4 - 48	**3534-4Gx1.0DSL**	**3534-4Gx1.5DSL**

SCREW LOCKING INSERTS

UNF | LOCK | UNF | AISI 304 | NASM21209 NASM8846 | ...DSL

			D1 mm	Ø	L mm	L 2.5D € <500	500-999	1000-...	L mm	L 3.0D € <500	500-999	1000-...	Unit
UNF	Nº4 - 48	3534-4G	2.84	3.00	7.11	1,12	1,01	0,91	8.64	1,58	1,40	1,29	100
UNF	Nº6 - 40	3534-6G	3.50	3.70	8.89	1,12	1,01	0,91	10.41	1,58	1,40	1,29	100
UNF	Nº8 - 36	3534-8G	4.17	4.40	10.41	1,12	1,01	0,91	12.45	1,58	1,40	1,29	100
UNF	Nº10 - 32	3534-10G	4.83	5.10	12.19	0,64	0,56	0,51	14.48	0,78	0,67	0,63	100
UNF	1/4 - 28	3534-1/4	6.35	6.60	16.00	0,64	0,56	0,51	19.05	0,78	0,67	0,63	100
UNF	5/16 - 24	3534-5/16	7.94	8.20	19.81	0,87	0,78	0,71	23.88	1,06	0,91	0,85	100
UNF	3/8 - 24	3534-3/8	9.52	9.80	23.88	1,30	1,14	1,06	28.70	1,56	1,35	1,25	100
UNF	7/16 - 20	3534-7/16	11.11	11.50	27.69	1,60	1,40	1,29	33.27	1,95	1,69	1,56	100
UNF	1/2 - 20	3534-1/2	12.70	13.00	31.75	1,60	1,40	1,29	38.10	1,95	1,69	1,56	100
UNF	9/16 - 18	3534-9/16	14.29	14.75	35.81	3,62	3,16	2,92	42.93	4,18	3,61	3,33	50
UNF	5/8 - 18	3534-5/8	15.87	16.50	39.62	3,80	3,35	3,09	47.75	4,18	3,61	3,33	50
UNF	3/4 - 16	3534-3/4	19.05	19.50	47.75	6,36	5,55	5,11	57.15	7,62	6,58	6,07	50
UNF	7/8 - 14	3534-7/8	22.22	22.50	55.63	11,46	9,98	9,19	66.80	13,72	11,85	10,92	25
UNF	1 - 12	3534-1	25.40	26.00	63.50	13,66	11,91	10,97	76.20	16,44	14,21	13,07	25
UNS	1 - 14	3535-1	25.40	26.00	63.50	13,66	11,91	10,97	76.20	16,44	14,34	13,20	25

Important note: Theoretical insert length is referred to length after insert installation.

powercoil by celesa

Pink

M
MF

FREE

M/MF

1.5D

AISI 304

HSS

HSS

...K

FREE RUNNING INSERT KITS

	D	L mm		mm	Content			
M 2 x 0.40	**3520-2.00K**	**55,03**	1.50	3.00	20	2.10	3520-2.00I	3500-HIT2	3500-TB2
M 2.20 x 0.45	**3520-2.20K**	**73,67**	1.50	3.30	20	2.30	3520-2.20I	3500-HIT2	3500-TB2
M 2.50 x 0.45	**3520-2.50K**	**50,87**	1.50	3.75	20	2.60	3520-2.50I	3500-HIT3	3500-TB3
M 3 x 0.50	**3520-3.00K**	**50,87**	1.50	4.50	20	3.20	3520-3.00I	3500-HIT4	3500-TB4
M 3.50 x 0.60	**3520-3.50K**	**50,87**	1.50	5.25	20	3.70	3520-3.50I	3500-HIT5	3500-TB5
M 4 x 0.70	**3520-4.00K**	**50,87**	1.50	6.00	20	4.20	3520-4.00I	3500-HIT6	3500-TB6
M 5 x 0.80	**3520-5.00K**	**50,62**	1.50	7.50	20	5.20	3520-5.00I	3500-HIT8	3500-TB8
M 6 x 1.00	**3520-6.00K**	**54,52**	1.50	9.00	20	6.30	3520-6.00I	3500-HIT9	3500-TB9
M 7 x 1.00	**3520-7.00K**	**69,32**	1.50	10.50	20	7.30	3520-7.00I	3500-HIT10	3500-TB11
M 8 x 1.00	**3521-8.00K**	**69,32**	1.50	12.00	20	8.30	3521-8.00I	3500-HIT11	3500-TB12
M 8 x 1.25	**3520-8.00K**	**69,32**	1.50	12.00	20	8.30	3520-8.00I	3500-HIT11	3500-TB12
M 9 x 1.25	**3520-9.00K**	**76,89**	1.50	13.50	15	9.40	3520-9.00I	3500-HIT13	3500-TB12
M 10 x 1.00	**3523-10.00K**	**74,24**	1.50	15.00	15	10.30	3523-10.00I	3500-HIT13	3500-TB13
M 10 x 1.25	**3521-10.00K**	**74,24**	1.50	15.00	15	10.30	3521-10.00I	3500-HIT13	3500-TB13
M 10 x 1.50	**3520-10.00K**	**74,24**	1.50	15.00	15	10.40	3520-10.00I	3500-HIT13	3500-TB13
M 11 x 1.00	**3523-11.00K**	**102,89**	1.50	16.50	10	11.30	3523-11.00I	3500-HIT14	3500-TB14
M 11 x 1.25	**3521-11.00K**	**102,89**	1.50	16.50	10	11.30	3521-11.00I	3500-HIT14	3500-TB14
M 11 x 1.50	**3520-11.00K**	**85,11**	1.50	16.50	10	11.40	3520-11.00I	3500-HIT14	3500-TB14
M 12 x 1.00	**3524-12.00K**	**85,11**	1.50	18.00	10	12.30	3524-12.00I	3500-HIT15	3500-TB15
M 12 x 1.25	**3523-12.00K**	**85,11**	1.50	18.00	10	12.30	3523-12.00I	3500-HIT15	3500-TB15
M 12 x 1.50	**3521-12.00K**	**85,11**	1.50	18.00	10	12.40	3521-12.00I	3500-HIT15	3500-TB15
M 12 x 1.75	**3520-12.00K**	**85,11**	1.50	18.00	10	12.50	3520-12.00I	3500-HIT15	3500-TB15
M 13 x 1.25	**3523-13.00K**	**122,49**	1.50	19.50	10	–	3523-13.00I	3500-HIT15	–
M 13 x 1.50	**3521-13.00K**	**122,49**	1.50	19.50	10	–	3521-13.00I	3500-HIT15	–
M 13 x 1.75	**3520-13.00K**	**122,49**	1.50	19.50	10	–	3520-13.00I	3500-HIT15	–
M 14 x 1.00	**3524-14.00K**	**97,84**	1.50	21.00	10	–	3524-14.00I	3500-HIT16	–
M 14 x 1.25	**3523-14.00K**	**97,84**	1.50	21.00	10	–	3523-14.00I	3500-HIT16	–
M 14 x 1.50	**3521-14.00K**	**97,84**	1.50	21.00	10	–	3521-14.00I	3500-HIT16	–
M 14 x 2.00	**3520-14.00K**	**97,84**	1.50	21.00	10	–	3520-14.00I	3500-HIT16	–
M 15 x 1.50	**3521-15.00K**	**146,40**	1.50	22.50	10	–	3521-15.00I	3500-HIT16	–
M 15 x 2.00	**3520-15.00K**	**146,40**	1.50	22.50	10	–	3520-15.00I	3500-HIT16	–
M 16 x 1.50	**3521-16.00K**	**115,24**	1.50	24.00	10	–	3521-16.00I	3500-HIT18	–
M 16 x 2.00	**3520-16.00K**	**115,24**	1.50	24.00	10	–	3520-16.00I	3500-HIT18	–
M 18 x 1.50	**3523-18.00K**	**136,89**	1.50	27.00	5	–	3523-18.00I	3500-HIT20	–

FREE RUNNING INSERT KITS

M
MF
FREE
M/MF
1.5D
AISI 304
HSS
HSS
...K

			€	D	L mm	Content		
M	18 x 2.00	3521-18.00K	136,89	1.50	27.00	5	3521-18.00I	3500-HIT20
M	**18 x 2.50**	3520-18.00K	139,55	1.50	27.00	5	3520-18.00I	3500-HIT20
M	20 x 1.50	3523-20.00K	149,23	1.50	30.00	5	3523-20.00I	3500-HIT21
M	20 x 2.00	3521-20.00K	149,23	1.50	30.00	5	3521-20.00I	3500-HIT21
M	**20 x 2.50**	3520-20.00K	149,23	1.50	30.00	5	3520-20.00I	3500-HIT21
M	22 x 1.50	3523-22.00K	171,38	1.50	33.00	5	3523-22.00I	3500-HIT22
M	22 x 2.00	3521-22.00K	171,38	1.50	33.00	5	3521-22.00I	3500-HIT22
M	**22 x 2.50**	3520-22.00K	171,38	1.50	33.00	5	3520-22.00I	3500-HIT22
M	24 x 1.50	3523-24.00K	196,60	1.50	36.00	5	3523-24.00I	3500-HIT23
M	24 x 2.00	3521-24.00K	196,60	1.50	36.00	5	3521-24.00I	3500-HIT23
M	**24 x 3.00**	3520-24.00K	196,60	1.50	36.00	5	3520-24.00I	3500-HIT23

			€	D	L mm	Content		
M	26 x 1.50	3523-26.00K	397,85	1.50	39.00	5	3523-26.00I	3500-HIT24
M	27 x 1.50	3523-27.00K	397,85	1.50	40.50	5	3523-27.00I	3500-HIT24
M	27 x 2.00	3521-27.00K	397,85	1.50	40.50	5	3521-27.00I	3500-HIT24
M	**27 x 3.00**	3520-27.00K	397,85	1.50	40.50	5	3520-27.00I	3500-HIT24
M	28 x 1.50	3523-28.00K	461,01	1.50	42.00	5	3523-28.00I	3500-HIT24
M	30 x 1.50	3523-30.00K	482,33	1.50	45.00	5	3523-30.00I	3500-HIT26
M	30 x 2.00	3521-30.00K	507,60	1.50	45.00	5	3521-30.00I	3500-HIT26
M	**30 x 3.50**	3520-30.00K	482,33	1.50	45.00	5	3520-30.00I	3500-HIT25
M	33 x 2.00	3521-33.00K	503,66	1.50	49.50	5	3521-33.00I	3500-HIT26
M	**33 x 3.50**	3520-33.00K	503,66	1.50	49.50	5	3520-33.00I	3500-HIT26
M	36 x 1.50	3524-36.00K	558,94	1.50	54.00	3	3524-36.00I	3500-HIT28
M	36 x 2.00	3523-36.00K	558,94	1.50	54.00	3	3523-36.00I	3500-HIT28
M	36 x 3.00	3521-36.00K	558,94	1.50	54.00	3	3521-36.00I	3500-HIT28
M	**36 x 4.00**	3520-36.00K	558,94	1.50	54.00	5	3520-36.00I	3500-HIT28
M	39 x 3.00	3521-39.00K	563,25	1.50	58.50	3	3521-39.00I	3521-39.00HIM
M	**39 x 4.00**	3520-39.00K	572,24	1.50	58.50	3	3520-39.00I	3520-39.00HIM
M	40 x 3.00	3523-40.00K	607,94	1.50	60.00	3	3523-40.00I	3523-40.00HIM
M	42 x 3.00	3523-42.00K	629,81	1.50	63.00	3	3523-42.00I	3523-42.00HIM
M	**42 x 4.50**	3520-42.00K	629,81	1.50	63.00	3	3520-42.00I	3520-42.00HIM
M	45 x 3.00	3523-45.00K	812,23	1.50	67.50	3	3523-45.00I	3523-45.00HIM
M	**45 x 4.50**	3520-45.00K	702,39	1.50	67.50	3	3520-45.00I	3520-45.00HIM
M	48 x 3.00	3523-48.00K	799,71	1.50	72.00	3	3523-48.00I	3523-48.00HIM
M	**48 x 5.00**	3520-48.00K	842,29	1.50	72.00	3	3520-48.00I	3520-48.00HIM
M	50 x 3.00	3523-50.00K	891,84	1.50	75.00	3	3523-50.00I	3523-50.00HIM
M	52 x 3.00	3523-52.00K	934,44	1.50	78.00	3	3523-52.00I	3523-52.00HIM
M	**52 x 5.00**	3520-52.00K	934,44	1.50	78.00	3	3520-52.00I	3520-52.00HIM

UNC
FREE
UNC
1.5D
AISI 304
HSS
HSS
...K

FREE RUNNING INSERT KITS

			€	D	L mm	mm	Content			
UNC	Nº2 - 56	**3532-2GK**	**72,18**	1.50	3.30	20	2.40	3532-2GI	3500-HIT2	3500-TB2
UNC	Nº3 - 48	**3532-3GK**	**69,13**	1.50	3.81	20	2.70	3532-3GI	3500-HIT3	3500-TB3
UNC	Nº4 - 40	**3532-4GK**	**65,47**	1.50	4.32	20	3.10	3532-4GI	3500-HIT4	3500-TB4
UNC	Nº5 - 40	**3532-5GK**	**65,47**	1.50	4.83	20	3.40	3532-5GI	3500-HIT4	3500-TB4
UNC	Nº6 - 32	**3532-6GK**	**65,47**	1.50	5.33	20	3.80	3532-6GI	3500-HIT5	3500-TB5
UNC	Nº8 - 32	**3532-8GK**	**65,47**	1.50	6.35	20	4.40	3532-8GI	3500-HIT6	3500-TB6
UNC	Nº10 - 24	**3532-10GK**	**65,47**	1.50	7.11	20	5.20	3532-10GI	3500-HIT7	3500-TB8
UNC	Nº12 - 24	**3532-12GK**	**65,47**	1.50	8.38	20	5.80	3532-12GI	3500-HIT8	3500-TB8
UNC	1/4 - 20	**3532-1/4K**	**58,99**	1.50	9.65	20	6.70	3532-1/4I	3500-HIT9	3500-TB9
UNC	5/16 - 18	**3532-5/16K**	**72,18**	1.50	11.94	20	8.30	3532-5/16I	3500-HIT10	3500-TB12
UNC	3/8 - 16	**3532-3/8K**	**77,15**	1.50	14.22	15	9.90	3532-3/8I	3500-HIT13	3500-TB12
UNC	7/16 - 14	**3532-7/16K**	**86,63**	1.50	16.76	10	11.60	3532-7/16I	3500-HIT14	3500-TB14
UNC	1/2 - 13	**3532-1/2K**	**95,07**	1.50	19.05	10	13.00	3532-1/2I	3500-HIT15	3500-TB15
UNC	9/16 - 12	**3532-9/16K**	**126,92**	1.50	21.34	10	–	3532-9/16I	3500-HIT16	–
UNC	5/8 - 11	**3532-5/8K**	**126,92**	1.50	23.88	10	–	3532-5/8I	3500-HIT18	–
UNC	3/4 - 10	**3532-3/4K**	**161,77**	1.50	28.70	5	–	3532-3/4I	3500-HIT20	–
UNC	7/8 - 9	**3532-7/8K**	**196,60**	1.50	33.27	5	–	3532-7/8I	3500-HIT22	–
UNC	1 - 8	**3532-1K**	**195,33**	1.50	38.10	5	–	3532-1I	3500-HIT23	–

			€	D	L mm	mm	Content			
UNC	1.1/8 - 7	**3532-1.1/8K**	**393,75**	1.50	42.93	3	–	3532-1.1/8I	3500-HIT25	–
UNC	1.1/4 - 7	**3532-1.1/4K**	**438,04**	1.50	47.75	3	–	3532-1.1/4I	3500-HIT26	–
UNC	1.3/8 - 6	**3532-1.3/8K**	**526,62**	1.50	52.32	3	–	3532-1.3/8I	3500-HIT27	–
UNC	1.1/2 - 6	**3532-1.1/2K**	**613,58**	1.50	57.15	3	–	3532-1.1/2I	3500-HIT28	–

FREE RUNNING INSERT KITS

UNF
FREE
UNF
1.5D
AISI 304
HSS
HSS
...K

			€	D	L mm	Content	mm			
UNF	Nº3 - 56	**3534-3GK**	**72,05**	1.50	3.30	20	2.70	3534-3GI	3500-HIT3	3500-TB3
UNF	Nº4 - 48	**3534-4GK**	**65,47**	1.50	3.81	20	3.00	3534-4GI	3500-HIT4	3500-TB4
UNF	Nº6 - 40	**3534-6GK**	**65,47**	1.50	4.32	20	3.80	3534-6GI	3500-HIT5	3500-TB5
UNF	Nº8 - 36	**3534-8GK**	**65,47**	1.50	4.83	20	4.40	3534-8GI	3500-HIT6	3500-TB6
UNF	Nº10 - 32	**3534-10GK**	**65,47**	1.50	5.33	20	5.10	3534-10GI	3500-HIT8	3500-TB8
UNF	Nº12 - 28	**3534-12GK**	**71,72**	1.50	6.35	20	5.60	3534-12GI	3500-HIT8	3500-TB8
UNF	1/4 - 28	**3534-1/4K**	**58,99**	1.50	7.11	20	6.70	3534-1/4I	3500-HIT9	3500-TB9
UNF	5/16 - 24	**3534-5/16K**	**72,18**	1.50	8.38	20	8.30	3534-5/16I	3500-HIT11	3500-TB12
UNF	3/8 - 24	**3534-3/8K**	**77,15**	1.50	9.65	15	9.80	3534-3/8I	3500-HIT13	3500-TB13
UNF	7/16 - 16	**3534-7/16-16K**	**104,96**	1.50	11.94	10	11.50	3534-7/16-16I	3500-HIT14	3500-TB14
UNF	7/16 - 20	**3534-7/16K**	**86,63**	1.50	14.22	10	11.50	3534-7/16I	3500-HIT14	3500-TB14
UNF	1/2 - 20	**3534-1/2K**	**95,07**	1.50	16.76	10	13.00	3534-1/2I	3500-HIT15	3500-TB15
UNF	9/16 - 18	**3534-9/16K**	**126,92**	1.50	19.05	10	–	3534-9/16I	3500-HIT16	–
UNF	5/8 - 18	**3534-5/8K**	**126,92**	1.50	21.34	10	–	3534-5/8I	3500-HIT18	–
UNF	3/4 - 16	**3534-3/4K**	**161,77**	1.50	23.88	5	–	3534-3/4I	3500-HIT21	–
UNF	7/8 - 14	**3534-7/8K**	**196,60**	1.50	28.70	5	–	3534-7/8I	3500-HIT22	–
UNF	1 - 12	**3534-1K**	**192,65**	1.50	33.27	5	–	3534-1I	3500-HIT23	–
UNF	1 - 14	**3535-1K**	**215,66**	1.50	38.10	5	–	3535-1I	3500-HIT23	–

			€	D	L mm	Content	mm			
UNF	1.1/8 -12	**3534-1.1/8K**	**393,75**	1.50	42.93	3	–	3534-1.1/8I	3500-HIT25	–
UNF	1.1/4 -12	**3534-1.1/4K**	**438,04**	1.50	47.75	3	–	3534-1.1/4I	3500-HIT26	–
UNF	1.3/8 -12	**3534-1.3/8K**	**526,62**	1.50	52.32	3	–	3534-1.3/8I	3500-HIT27	–
UNF	1.1/2 -12	**3534-1.1/2K**	**613,58**	1.50	57.15	3	–	3534-1.1/2I	3500-HIT28	–

FREE RUNNING INSERT KITS

BSW
FREE
BSW
1.5D
AISI 304
HSS
55° 4-5 HSS
...K

			€	D	L mm		mm	55° 4-5		
						Content				
BSW	1/8 - 40	**3528-1/8K**	**67,22**	1.50	4.83	20	3.40	3528-1/8I	3500-HIT4	3500-TB4
BSW	3/16 - 24	**3528-3/16K**	**65,47**	1.50	7.11	20	5.00	3528-3/16I	3500-HIT7	3500-TB8
BSW	1/4 - 20	**3528-1/4K**	**60,56**	1.50	9.65	20	6.70	3528-1/4I	3500-HIT9	3500-TB9
BSW	5/16 - 18	**3528-5/16K**	**72,18**	1.50	11.94	20	8.30	3528-5/16I	3500-HIT10	3500-TB11
BSW	3/8 - 16	**3528-3/8K**	**77,15**	1.50	14.22	15	9.90	3528-3/8I	3500-HIT11	3500-TB12
BSW	7/16 - 14	**3528-7/16K**	**86,63**	1.50	16.76	10	11.50	3528-7/16I	3500-HIT14	3500-TB14
BSW	1/2 - 12	**3528-1/2K**	**95,07**	1.50	19.05	10	13.00	3528-1/2I	3500-HIT15	3500-TB15
BSW	9/16 - 12	**3528-9/16K**	**126,92**	1.50	21.34	10	–	3528-9/16I	3500-HIT16	–
BSW	5/8 - 11	**3528-5/8K**	**126,92**	1.50	23.88	10	–	3528-5/8I	3500-HIT18	–
BSW	3/4 - 10	**3528-3/4K**	**161,77**	1.50	28.70	5	–	3528-3/4I	3500-HIT20	–
BSW	7/8 - 9	**3528-7/8K**	**196,60**	1.50	33.27	5	–	3528-7/8I	3500-HIT22	–
BSW	1 - 8	**3528-1K**	**195,33**	1.50	38.10	5	–	3528-1I	3500-HIT23	–

BSF
FREE
BSF
1.5D
AISI 304
HSS
55° 4-5 HSS
...K

			€	D	L mm		mm	55° 4-5		
						Content				
BSF	3/16 - 32	**3530-3/16K**	**65,47**	1.50	7.11	20	5.0	3530-3/16I	3500-HIT8	3500-TB6
BSF	1/4 - 26	**3530-1/4K**	**58,99**	1.50	9.65	20	6.6	3530-1/4I	3500-HIT9	3500-TB9
BSF	5/16 - 22	**3530-5/16K**	**72,18**	1.50	11.94	20	8.3	3530-5/16I	3500-HIT11	3500-TB11
BSF	3/8 - 20	**3530-3/8K**	**77,15**	1.50	14.22	15	9.9	3530-3/8I	3500-HIT13	3500-TB12
BSF	7/16 - 18	**3530-7/16K**	**86,63**	1.50	16.76	10	11.5	3530-7/16I	3500-HIT14	3500-TB14
BSF	1/2 - 16	**3530-1/2K**	**95,07**	1.50	19.05	10	13.0	3530-1/2I	3500-HIT15	3500-TB15
BSF	9/16 - 16	**3530-9/16K**	**126,92**	1.50	21.34	10	–	3530-9/16I	3500-HIT16	–
BSF	5/8 - 14	**3530-5/8K**	**126,92**	1.50	23.88	10	–	3530-5/8I	3500-HIT18	–
BSF	3/4 - 12	**3530-3/4K**	**161,77**	1.50	28.70	5	–	3530-3/4I	3500-HIT20	–
BSF	7/8 - 11	**3530-7/8K**	**196,60**	1.50	33.27	5	–	3530-7/8I	3500-HIT22	–
BSF	1 - 10	**3530-1K**	**198,40**	1.50	38.10	5	–	3530-1I	3500-HIT23	–

FREE RUNNING INSERT KITS

BSP (GAS) | FREE | BSP | 1.5D | AISI 304 | HSS | HSS | ...K

			€	D	L mm	Content		
BSP	1/8 - 28	**3546-1/8K**	**105,01**	1.50	4.83	10	3546-1/8I	3500-HIT14
BSP	1/4 - 19	**3546-1/4K**	**110,89**	1.50	9.65	10	3546-1/4I	3500-HIT16
BSP	3/8 - 19	**3546-3/8K**	**127,45**	1.50	14.22	10	3546-3/8I	3500-HIT20
BSP	1/2 - 14	**3546-1/2K**	**167,53**	1.50	19.05	10	3546-1/2I	3500-HIT23
BSP	5/8 - 14	**3546-5/8K**	**343,92**	1.50	23.88	10	3546-5/8I	3500-HIT23
BSP	3/4 - 14	**3546-3/4K**	**360,35**	1.50	28.70	10	3546-3/4I	3500-HIT24
BSP	7/8 - 14	**3546-7/8K**	**482,33**	1.50	33.27	5	3546-7/8I	3500-HIT27
BSP	1 - 11	**3546-1K**	**482,33**	1.50	38.10	5	3546-1I	3500-HIT27

NPT | FREE | NPT | 1.5D | AISI 304 | HSS | HSS | ...K

			€	D	L mm	Content		
NPT	1/8 - 27	**3552-1/8K**	**255,34**	1.50	4,78	10	3552-1/8I	3500-HIT13
NPT	1/4 - 18	**3552-1/4K**	**288,63**	1.50	9,53	10	3552-1/4I	3500-HIT16
NPT	3/8 - 18	**3552-3/8K**	**366,37**	1.50	14,30	10	3552-3/8I	3500-HIT18
NPT	1/2 - 14	**3552-1/2K**	**478,93**	1.50	19,05	10	3552-1/2I	3500-HIT22
NPT	3/4 - 14	**3552-3/4K**	**585,35**	1.50	28,58	10	3552-3/4I	3500-HIT24
NPT	1 - 11.1/2	**3552-1K**	**776,90**	1.50	38,10	10	3552-1I	3500-HIT27

FREE RUNNING INSERT KITS

UNx8
FREE
8-UN
1.5D
AISI 304
HSS
60° 4-5 HSS
...K

			€	D	L mm	Content		
UN	1.1/8 - 8	**3570-1.1/8K**	**585,35**	1.50	42.88	3	3570-1.1/8I	3500-HIT25
UN	1.1/4 - 8	**3570-1.1/4K**	**713,07**	1.50	47.63	3	3570-1.1/4I	3500-HIT26
UN	1.3/8 - 8	**3570-1.3/8K**	**883,34**	1.50	52.37	3	3570-1.3/8I	3500-HIT27
UN	1.1/2 - 8	**3570-1.1/2K**	**776,90**	1.50	57.15	3	3570-1.1/2I	3500-HIT28
UN	1.5/8 - 8	**3570-1.5/8K**	**1.096,19**	1.50	61.93	3	3570-1.5/8I	3500-HIT28
UN	1.3/4- 8	**3570-1.3/4K**	**1.138,76**	1.50	66.68	3	3570-1.3/4I	3500-HIT28
UN	1.7/8 - 8	**3570-1.7/8K**	**1.287,75**	1.50	71.42	3	3570-1.7/8I	3500-HIT30
UN	2 - 8	**3570-2K**	**1.436,77**	1.50	76.20	3	3570-2I	3500-HIT30

BA
FREE
BA
1.5D
AISI 304
HSS
47.5° 4-5 HSS
...K

		€	D	L mm	Content				
BA 0	**3544-0K**	**124,99**	1.50	8.99	20	6.20	3544-0I	3500-HIT9	3500-TB11
BA 2	**3544-2K**	**124,99**	1.50	7.06	20	4.90	3544-2I	3500-HIT7	3500-TB8
BA 4	**3544-4K**	**124,99**	1.50	5.41	20	3.80	3544-4I	3500-HIT5	3500-TB5
BA 6	**3544-6K**	**137,34**	1.50	4.19	20	2.90	3544-6I	3500-HIT3	3500-TB3

FREE RUNNING INSERT KITS

BSB
FREE
BSB
1.5D
AISI 304
HSS
55° 4-5 HSS
...K

		€	D	L mm	Content	mm	55° 4-5		
BSB 1/4/26	**3560-1/4K**	**152,97**	1.50	9,53	20	6.6	3560-1/4I	3500-HIT10	3500-TB9
BSB 5/16 - 26	**3560-5/16K**	**121,56**	1.50	11,91	20	8.0	3560-5/16I	3500-HIT11	3500-TB12
BSB 3/8/26	**3560-3/8K**	**131,69**	1.50	14,30	15	9.8	3560-3/8I	3500-HIT13	3500-TB13
BSB 7/16 - 26	**3560-7/16K**	**141,83**	1.50	16,66	10	11.1	3560-7/16I	3500-HIT14	3500-TB14
BSB 1/2/26	**3560-1/2K**	**151,97**	1.50	19,05	10	12.7	3560-1/2I	3500-HIT15	3500-TB15

M MF
FREE
M/MF
AISI 304
HSS
60° HSS
...K

		€	D	L mm	Content	60°		
M 10 x 1.00	**3522-10.00K**	**110,95**	-	1/2"	5	3520-10.00PN	3500-HIT13	3500-TB13
			-	0.339 mm	5	–	–	–
M 12 x 1.25	**3522-12.00K**	**135,23**	-	1/2"	5	3522-12.00PN	3500-HIT15	3500-TB15
			-	3/4"	5	–	–	–
M 14 x 1.25	**3522-14.00K**	**121,25**	-	3/8"	5	3522-14.00PN	3500-HIT17	–
			-	1/2"	5	–	–	–
			-	3/4"	5	–	–	–
M 18 x 1.50	**3522-18.00K**	**219,53**	-	1/2"	5	3522-18.00PN	3500-HIT20	–
M 14 x 1.25	**3522-14.00K1**	**116,98**	8.40	-	5	3522-14.00PN	3500-HIT17	–
			12.40	-	5	–	–	–
			16.40	-	5	–	–	–

M14x1,25
M12x1,25

FREE RUNNING INSERT KITS

M MF | FREE | M/MF | 1.5D | AISI 304 | HSS | 60° 4-5 HSS | ...WK

			D	L mm	mm				
					SET M5 - M12				
	M	5 x 0.80	1.50	7.50	25	5.20	3520-5.00I	3500-HIT8	3500-TB8
	M	6 x 1.00	1.50	9.00	25	6.30	3520-6.00I	3500-HIT9	3500-TB9
	M	8 x 1.25	1.50	12.00	25	8.30	3520-8.00I	3500-HIT11	3500-TB12
3520-WK1	M	10 x 1.50	1.50	15.00	25	10.40	3520-10.00I	3500-HIT13	3500-TB13
358,47 €	M	12 x 1.75	1.50	18.00	10	12.50	3520-12.00I	3500-HIT15	3500-TB15

M MF | FREE | M/MF | 1.5D | | AISI 304 | HSS | 60° 4-5 HSS | 60° HSS | ...WK

M14x1,25

			D	L mm	mm					
					SPARK PLUG			M6 - M12 + M14 X 1.25		
	M	6 x 1.00	1.50	9.00	25	6.30	3520-6.00I	-	3500-HIT9	3500-TB9
	M	8 x 1.25	1.50	12.00	25	8.30	3520-8.00I	-	3500-HIT11	3500-TB12
	M	10 x 1.50	1.50	15.00	25	10.40	3520-10.00I	-	3500-HIT13	3500-TB13
	M	12 x 1.75	1.50	18.00	10	12.50	3520-12.00I	-	3500-HIT15	3500-TB15
	M	14 x 1.25	-	8.40	5	14.25	-	3522-14.00PN	3500-HIT17	-
3522-WK4			-	12.40	5	-	-	-	-	-
413,08 €			-	16.40	5	-	-	-	-	-

FREE RUNNING INSERT KITS

UNC UNF | FREE | UNC/UNF | 1.5D | AISI 304 | HSS | 60° 4-5 HSS | ...WK

			D	L mm		mm	60° 4-5		
					SET UNC 1/4" - 1/2"				
	UNC	1/4 - 20	1.50	9.65	25	6.70	3532-1/4I	3500-HIT9	3500-TB9
	UNC	5/16 - 18	1.50	11.94	25	8.30	3532-5/16I	3500-HIT10	3500-TB12
	UNC	3/8 - 16	1.50	14.48	25	9.90	3532-3/8I	3500-HIT13	3500-TB12
3532-WK1	UNC	7/16 - 14	1.50	16.76	10	11.60	3532-7/16I	3500-HIT14	3500-TB14
447,97 €	UNC	1/2 - 13	1.50	19.05	10	13.00	3532-1/2I	3500-HIT15	3500-TB15
					SET UNF 1/4" - 1/2"				
	UNF	1/4 - 28	1.50	9.65	25	6.70	3534-1/4I	3500-HIT9	3500-TB9
	UNF	5/16 - 24	1.50	11.94	25	8.30	3534-5/16I	3500-HIT11	3500-TB12
	UNF	3/8 - 24	1.50	14.48	25	9.80	3534-3/8I	3500-HIT13	3500-TB12
3534-WK1	UNF	7/16 - 20	1.50	16.76	10	11.50	3534-7/16I	3500-HIT14	3500-TB14
447,97 €	UNF	1/2 - 20	1.50	19.05	10	13.00	3534-1/2I	3500-HIT15	3500-TB15

BSW BSF | FREE | BSW/BSF | 1.5D | AISI 304 | HSS | 55° 4-5 HSS | ...WK

			D	L mm		mm	55° 4-5		
					SET BSW 1/4" - 1/2"				
	BSW	1/4 - 20	1.50	9.65	25	6.70	3528-1/4I	3500-HIT9	3500-TB9
	BSW	5/16 - 18	1.50	11.94	25	8.30	3528-5/16I	3500-HIT10	3500-TB11
	BSW	3/8 - 16	1.50	14.48	25	10.00	3528-3/8I	3500-HIT11	3500-TB12
3528-WK1	BSW	7/16 - 14	1.50	16.76	10	11.60	3528-7/16I	3500-HIT14	3500-TB14
447,97 €	BSW	1/2 - 12	1.50	19.05	10	13.00	3528-1/2I	3500-HIT15	3500-TB15
					SET BSF 1/4" - 1/2"				
	BSF	1/4 - 26	1.50	9.65	25	6.60	3530-1/4I	3500-HIT9	3500-TB9
	BSF	5/16 - 22	1.50	11.94	25	8.30	3530-5/16I	3500-HIT11	3500-TB11
	BSF	3/8 - 20	1.50	14.48	25	9.80	3530-3/8I	3500-HIT13	3500-TB12
3530-WK1	BSF	7/16 - 18	1.50	16.76	10	11.60	3530-7/16I	3500-HIT14	3500-TB14
447,97 €	BSF	1/2 - 16	1.50	19.05	10	13.25	3530-1/2I	3500-HIT15	3500-TB15

FREE RUNNING INSERT DISPLAYS

M
MF
FREE
AISI 304

330 x 360 x 515 mm

DISPLAY CONTENT			
SETS			
	D		
4	M	3x0.5	3520-3.00K
4	M	4x0.7	3520-4.00K
4	M	5x0.8	3520-5.00K
3	M	6x1.0	3520-6.00K
3	M	8x1.25	3520-8.00K
3	M	10x1.5	3520-10.00K
2	M	12x1.75	3520-12.00K
2	M	14x2.0	3520-14.00K
SPARK PLUG			
2	M	14x1.25	3522-14.00K

1-87
1.859,70 €

DISPLAY CONTENT					
SETS			BLISTERS		
	D			D	
4	M 3x0.5	3520-3.00K	5	M 4x0.7-1.5D	3520-4.00x1.5DP
4	M 4x0.7	3520-4.00K	5	M 5x0.8-1.5D	3520-5.00x1.5DP
4	M 5x0.8	3520-5.00K	5	M 6x1.0-1.5D	3520-6.00x1.5DP
4	M 6x1.0	3520-6.00K	5	M 8x1.25-1.5D	3520-8.00x1.5DP
3	M 8x1.25	3520-8.00K	5	M 10x1.50-1.5D	3521-10.00x1.5DP
3	M 10x1.5	3520-10.00K	5	M 12x1.75-1.5D	3520-12.00x1.5DP

1-88
1.431,60 €

330 x 360 x 515 mm

FREE RUNNING INSERT DISPLAYS

M
MF
FREE
AISI 304

330 x 360 x 515 mm

DISPLAY CONTENT					
SETS			BLISTERS		
			5	M 3x0.5-1.5D	3520-3.00x1.5DP
			5	M 4x0.7-1.5D	3520-4.00x1.5DP
4	M5x0.8	3520-5.00K	5	M 5x0.8-1.5D	3520-5.00x1.5DP
			5	M 6x1.0-1.0D	3520-6.00x1.0DP
4	M6x1.0	3520-6.00K	5	M 6x1.0-1.5D	3520-6.00x1.5DP
3	M8x1.25	3520-8.00K	3	M 8x1.25-1.0D	3520-8.00x1.0DP
			5	M 8x1.25-2.0D	3520-8.00x2.0DP
			5	M 10x1.5-1.5D	3520-10.00x1.5DP
			5	M 10x1.5-2.0D	3521-10.00x2.0DP
			5	M 12x1.75-1.5D	3520-12.00x1.5DP
			3	M 16x2.0-1.5D	3520-16.00x1.5DP
			SPARK PLUG		
			5	M 14x1.25-1/2"	M14x1.25-1/2P

	1-89
	1.014,07 €

FREE RUNNING INSERTS IN REEL

M MF | FREE | M/MF | AISI 304 | BS7752 DIN8140 | NASM3279 NASM3280 NASM3281 LN9039 | ...DIR

				L 1.0D		L 1.5D		L 2.0D	
D	MM			L mm	€	L mm	€	L mm	€
M	2.20 x 0.45	3520-2.20	1000	2.20	433,63	3.30	439,91	4.40	474,47
M	2.50 x 0.45	3520-2.50	1000	2.50	207,70	3.75	223,10	5.00	251,38
M	3 x 0.50	3520-3.00	1000	3.00	194,83	4.50	223,10	6.00	241,94
M	4 x 0.70	3520-4.00	1000	4.00	191,68	6.00	204,24	8.00	226,23
M	5 x 0.80	3520-5.00	1000	5.00	191,68	7.50	226,55	10.00	245,57
M	6 x 1.00	3520-6.00	500	6.00	118,68	9.00	127,41	12.00	165,60
M	8 x 1.00	3521-8.00	250	8.00	89,17	12.00	95,17	16.00	120,89
M	8 x 1.25	3520-8.00	250	8.00	75,01	12.00	82,31	16.00	113,17
M	10 x 1.50	3520-10.00	250	10.00	99,78	15.00	113,17	20.00	131,19
M	12 x 1.75	3520-12.00	125	12.00	70,77	18.00	83,86	24.00	99,02



X.XD

	1.0D	1.5D	2.0D
M 6 x 1.00	3520-6.00x1.0DIR	3520-6.00x1.5DIR	3520-6.00x2.0DIR

FREE RUNNING INSERTS IN REEL

UNC | FREE | UNC | AISI 304 | SBAC AS 6733 | NASM122076 – NASM122275 NASM8846 | ...DIR

				L 1.0D		L 1.5D		L 2.0D	
D				L mm	€	L mm	€	L mm	€
UNC	Nº2 - 56	3532-2G	1000	2.29	574,14	3.30	672,16	4.32	868,19
UNC	Nº4 - 40	3532-4G	1000	2.79	210,09	4.32	219,26	5.59	224,05
UNC	Nº5 - 40	3532-5G	1000	3.30	231,05	4.83	245,05	6.35	259,07
UNC	Nº6 - 32	3532-6G	1000	3.56	208,18	5.33	233,15	7.11	249,82
UNC	Nº8 - 32	3532-8G	1000	4.06	208,18	6.35	233,15	8.38	249,82
UNC	Nº10 - 24	3532-10G	1000	4.83	224,05	7.37	235,20	9.65	245,05
UNC	1/4 - 20	3532-1/4	500	6.35	145,25	9.65	162,84	12.70	176,04
UNC	5/16 - 18	3532-5/16	250	7.87	110,03	11.94	132,53	15.75	140,03
UNC	3/8 - 16	3532-3/8	250	9.65	170,04	14.48	194,65	19.30	222,56

UNF | FREE | UNF | AISI 304 | SBAC AS 6733 | NASM124651-124850 NASM8846 SBAC8455 | ...DIR

				L 1.0D		L 1.5D		L 2.0D	
D				L mm	€	L mm	€	L mm	€
UNF	Nº4 - 48	3534-4G	1000	2.79	512,69	4.32	581,97	5.59	775,97
UNF	Nº6 - 40	3534-6G	1000	3.56	512,69	5.33	581,97	7.11	775,97
UNF	Nº8 - 36	3534-8G	1000	4.06	512,69	6.35	581,97	8.38	775,97
UNF	Nº10 - 32	3534-10G	1000	4.83	221,70	7.37	228,64	9.65	277,14
UNF	1/4 - 28	3534-1/4	500	6.35	143,69	9.65	154,57	12.70	174,20
UNF	5/16 - 24	3534-5/16	250	7.87	108,87	11.94	116,29	15.75	138,56
UNF	3/8 - 24	3534-3/8	250	9.65	160,84	14.48	168,26	19.30	202,90

X.XD

	1.0D	1.5D	2.0D
UNC 1/4 - 20	3532-1/4x1.0DIR	3532-1/4x1.5DIR	3532-1/4x2.0DIR

+7%

powercoil by celesa

BLUE-MASTER by celesa

SCREW LOCKING INSERTS IN REEL

M MF | LOCK | M/MF | AISI 304 | NASM3329 NASM3330 NASM3331 LN9499 NASM8846 | BS7751 DIN6140 | ...DIRSL

				L 1.0D		L 1.5D		L 2.0D	
D				L mm	€	L mm	€	L mm	€
M	2.20 x 0.45	3520-2.20	1000	2.20	537,35	3.30	628,43	4.40	659,86
M	2.50 x 0.45	3520-2.50	1000	2.50	277,35	3.75	284,31	5.00	377,07
M	3 x 0.50	3520-3.00	1000	3.00	238,83	4.50	274,56	6.00	314,21
M	4 x 0.70	3520-4.00	1000	4.00	268,70	6.00	282,80	8.00	289,11
M	5 x 0.80	3520-5.00	1000	5.00	268,70	7.50	298,52	10.00	345,64
M	6 x 1.00	3520-6.00	500	6.00	159,38	9.00	166,34	12.00	202,31
M	8 x 1.00	3521-8.00	250	8.00	114,30	12.00	127,39	16.00	145,07
M	8 x 1.25	3520-8.00	250	8.00	95,30	12.00	113,17	16.00	132,33
M	10 x 1.50	3520-10.00	250	10.00	119,74	15.00	155,68	20.00	157,41
M	12 x 1.75	3520-12.00	125	12.00	87,98	18.00	109,68	24.00	119,60



X.XD

	1.0D	1.5D	2.0D
M 3 x 0.50	3520-3.00x1.0DIRSL	3520-3.00x1.5DIRSL	3520-3.00x2.0DIRSL

SCREW LOCKING INSERTS IN REEL

UNC | LOCK | UNC | AISI 304 | NASN2120 NASM8846 | ...DIRSL

				L 1.0D		L 1.5D		L 2.0D	
D				L mm	€	L mm	€	L mm	€
UNC	Nº2 - 56	**3532-2G**	1000	2.29	**688,97**	3.30	**806,59**	4.32	**1.041,85**
UNC	Nº4 - 40	**3532-4G**	1000	2.79	**268,85**	4.32	**282,85**	5.59	**307,11**
UNC	Nº5 - 40	**3532-5G**	1000	3.30	**310,88**	4.83	**328,05**	6.35	**339,94**
UNC	Nº6 - 32	**3532-6G**	1000	3.56	**249,82**	5.33	**279,78**	7.11	**299,79**
UNC	Nº8 - 32	**3532-8G**	1000	4.06	**249,82**	6.35	**279,78**	8.38	**299,79**
UNC	Nº10 - 24	**3532-10G**	1000	4.83	**268,85**	7.37	**278,21**	9.65	**294,07**
UNC	1/4 - 20	**3532-1/4**	500	6.35	**176,02**	9.65	**197,35**	12.70	**213,35**
UNC	5/16 - 18	**3532-5/16**	250	7.87	**135,81**	11.94	**163,59**	15.75	**172,84**
UNC	3/8 - 16	**3532-3/8**	250	9.65	**209,88**	14.48	**217,81**	19.30	**274,70**

UNF | LOCK | UNF | AISI 304 | NASN2120 NASM8846 | ...DIRSL

				L 1.0D		L 1.5D		L 2.0D	
D				L mm	€	L mm	€	L mm	€
UNF	Nº4 - 48	**3534-4G**	1000	2.79	**615,24**	4.32	**698,38**	5.59	**931,17**
UNF	Nº6 - 40	**3534-6G**	1000	3.56	**615,24**	5.33	**698,38**	7.11	**931,17**
UNF	Nº8 - 36	**3534-8G**	1000	4.06	**615,24**	6.35	**698,38**	8.38	**931,17**
UNF	Nº10 - 32	**3534-10G**	1000	4.83	**266,05**	7.37	**274,37**	9.65	**332,56**
UNF	1/4 - 28	**3534-1/4**	500	6.35	**176,15**	9.65	**188,91**	12.70	**212,60**
UNF	5/16 - 24	**3534-5/16**	250	7.87	**135,81**	11.94	**145,07**	15.75	**172,84**
UNF	3/8 - 24	**3534-3/8**	250	9.65	**200,62**	14.48	**209,88**	19.30	**253,09**

X.XD

	1.0D	1.5D	2.0D
UNF 1/4 - 28	3534-1/4x1.0DIRSL	3534-1/4x1.5DIRSL	3534-1/4x2.0DIRSL

PNEUMATIC TOOL

M
MF
FREE
LOCK

D		€		€		€		€		€
M 2.20 x 0.45	**3520-2.20MIP**	**453,58**	**3520-2.20MIPM**	**165,55**	**3520-2.20MIPN**	**289,15**	**3500-MIP1**	**1.778,53**	**-**	
M 2.50 x 0.45	**3520-2.50MIP**	**289,15**	**3520-2.50MIPM**	**104,33**	**3520-2.50MIPN**	**185,96**	**3500-MIP1**	**1.778,53**	**-**	
M 3 x 0.50	**3520-3.00MIP**	**289,15**	**3520-3.00MIPM**	**104,33**	**3520-3.00MIPN**	**185,96**	**3500-MIP1**	**1.778,53**	**-**	
M 3.50 x 0.60	**3520-3.50MIP**	**453,58**	**3520-3.50MIPM**	**165,55**	**3520-3.50MIPN**	**289,15**	**3500-MIP1**	**1.778,53**	**-**	
M 4 x 0.70	**3520-4.00MIP**	**289,15**	**3520-4.00MIPM**	**104,33**	**3520-4.00MIPN**	**185,96**	**3500-MIP1**	**1.778,53**	**-**	
M 5 x 0.80	**3520-5.00MIP**	**289,15**	**3520-5.00MIPM**	**104,33**	**3520-5.00MIPN**	**185,96**	**3500-MIP1**	**1.778,53**	**-**	
M 6 x 1.00	**3520-6.00MIP**	**289,15**	**3520-6.00MIPM**	**104,33**	**3520-6.00MIPN**	**185,96**	**3500-MIP1**	**1.778,53**	**-**	
M 8 x 1.00	**3521-8.00MIP**	**617,99**	**3521-8.00MIPM**	**226,79**	**3521-8.00MIPN**	**392,34**	**-**		**3500-MIP2**	**2.122,25**
M 8 x 1.25	**3520-8.00MIP**	**617,99**	**3520-8.00MIPM**	**226,79**	**3520-8.00MIPN**	**392,34**	**-**		**3500-MIP2**	**2.122,25**
M 10 x 1.00	**3523-10.00MIP**	**617,99**	**3523-10.00MIPM**	**226,79**	**3523-10.00MIPN**	**392,34**	**-**		**3500-MIP2**	**2.122,25**
M 10 x 1.25	**3521-10.00MIP**	**617,99**	**3521-10.00MIPM**	**226,79**	**3521-10.00MIPN**	**392,34**	**-**		**3500-MIP2**	**2.122,25**
M 10 x 1.50	**3520-10.00MIP**	**617,99**	**3520-10.00MIPM**	**226,79**	**3520-10.00MIPN**	**392,34**	**-**		**3500-MIP2**	**2.122,25**
M 12 x 1.25	**3523-12.00MIP**	**700,77**	**3523-12.00MIPM**	**268,75**	**3523-12.00MIPN**	**433,16**	**-**		**3500-MIP2**	**2.122,25**
M 12 x 1.50	**3521-12.00MIP**	**700,77**	**3521-12.00MIPM**	**268,75**	**3521-12.00MIPN**	**433,16**	-		**3500-MIP2**	**2.122,25**
M 12 x 1.75	**3520-12.00MIP**	**700,77**	**3520-12.00MIPM**	**268,75**	**3520-12.00MIPN**	**433,16**	-		**3500-MIP2**	**2.122,25**

PNEUMATIC TOOL

UNC FREE LOCK

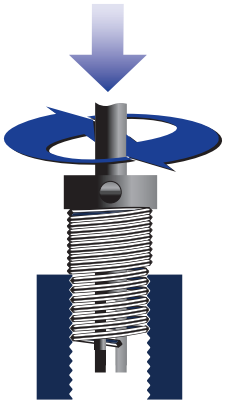

D		€		€		€		€		€
UNC Nº2 - 56	3532-2GMIP	426,36	3532-2GMIPM	165,55	3532-2GMIPN	261,93	3500-MIP1	1.778,53	-	-
UNC Nº4 - 40	3532-4GMIP	289,15	3532-4GMIPM	104,33	3532-4GMIPN	185,96	3500-MIP1	1.778,53	-	-
UNC Nº5 - 40	3532-5GMIP	453,58	3532-5GMIPM	165,55	3532-5GMIPN	289,15	3500-MIP1	1.778,53	-	-
UNC Nº6 - 32	3532-6GMIP	289,15	3532-6GMIPM	104,33	3532-6GMIPN	185,96	3500-MIP1	1.778,53	-	-
UNC Nº8 - 32	3532-8GMIP	289,15	3532-8GMIPM	104,33	3532-8GMIPN	185,96	3500-MIP1	1.778,53	-	-
UNC Nº10 - 24	3532-10GMIP	289,15	3532-10GMIPM	104,33	3532-10GMIPN	185,96	3500-MIP1	1.778,53	-	-
UNC Nº12 - 24	3532-12GMIP	289,15	3532-12GMIPM	104,33	3532-12GMIPN	185,96	3500-MIP1	1.778,53	-	-
UNC 1/4 - 20	3532-1/4MIP	289,15	3532-1/4MIPM	104,33	3532-1/4MIPN	185,96	3500-MIP1	1.778,53	-	-
UNC 5/16 - 18	3532-5/16MIP	617,99	3532-5/16MIPM	226,79	3532-5/16MIPN	392,34	-		3500-MIP2	2.122,25
UNC 3/8 - 16	3532-3/8MIP	617,99	3532-3/8MIPM	226,79	3532-3/8MIPN	392,34	-		3500-MIP2	2.122,25
UNC 7/16 - 14	3532-7/16MIP	700,77	3532-7/16MIPM	268,75	3532-7/16MIPN	433,16	-		3500-MIP2	2.122,25
UNC 1/2 - 13	3532-1/2MIP	700,77	3532-1/2MIPM	268,75	3532-1/2MIPN	433,16	-		3500-MIP2	2.122,25

UNF FREE LOCK

D		€		€		€		€		€
UNF Nº6 - 40	3534-6GMIPM	453,58	3534-6GMIPM	165,55	3534-6GMIPN	289,15	3500-MIP1	1.778,53	-	-
UNF Nº8 - 36	3534-8GMIPM	453,58	3534-8GMIPM	165,55	3534-8GMIPN	289,15	3500-MIP1	1.778,53	-	-
UNF Nº10 - 32	3534-10GMIPM	289,15	3534-10GMIPM	104,33	3534-10GMIPN	185,96	3500-MIP1	1.778,53	-	-
UNF 1/4 - 28	3534-1/4MIPM	289,15	3534-1/4MIPM	104,33	3534-1/4MIPN	185,96	3500-MIP1	1.778,53	-	-
UNF 5/16 - 24	3534-5/16MIPM	617,99	3534-5/16MIPM	226,79	3534-5/16MIPN	392,34	-	-	3500-MIP2	2.122,25
UNF 3/8 - 24	3534-3/8MIPM	617,99	3534-3/8MIPM	226,79	3534-3/8MIPN	392,34	-	-	3500-MIP2	2.122,25
UNF 7/16 - 20	3534-7/16MIPM	700,77	3534-7/16MIPM	268,75	3534-7/16MIPN	433,16	-	-	3500-MIP2	2.122,25
UNF 1/2 - 20	3534-1/2MIPM	700,77	3534-1/2MIPM	268,75	3534-1/2MIPN	433,16	-	-	3500-MIP2	2.122,25

STI HAND & MACHINE TAPS & GAUGES

MF

M/MF

STI-ISO529 4H5H, BS437

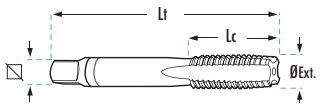

TOLERANCE				TOL 5H-6H		TOL 5H-6H		TOL 5H-6H		TOL 5H-6H	
MATERIAL				HSS		HSS-V3		HSS-V3			
FORM					60° 4-5	B FORM	60°	35°	60°	Gauge	
D	Ø	Ø Ext.	Lt x Lc x ▨		€		€		€		€
M 2 x 0.40	2.10	2.52	44x9.5x2.2	**3520-2.00I**	**15,23**	**3520-2.00SP**	**20,09**	**3520-2.00SF**	**20,09**	**3520-2.00GC**	**223,97**
M 2.20 x 0.45	2.30	2.78	48x11x2.5	**3520-2.20I**	**18,08**	**3520-2.20SP**	**20,09**	**3520-2.20SF**	**20,09**	**3520-2.20GC**	**250,40**
M 2.50 x 0.45	2.60	3.08	48x11x2.5	**3520-2.50I**	**15,23**	**3520-2.50SP**	**20,09**	**3520-2.50SF**	**20,09**	**3520-2.50GC**	**250,40**
M 3 x 0.50	3.20	3.65	53x13x3.15	**3520-3.00I**	**13,28**	**3520-3.00SP**	**15,23**	**3520-3.00SF**	**15,23**	**3520-3.00GC**	**181,30**
M 3.50 x 0.60	3.70	4.27	53x13x3.55	**3520-3.50I**	**13,28**	**3520-3.50SP**	**15,23**	**3520-3.50SF**	**15,23**	**3520-3.50GC**	**175,96**
M 4 x 0.70	4.20	4.90	58x16x4	**3520-4.00I**	**13,28**	**3520-4.00SP**	**15,23**	**3520-4.00SF**	**15,23**	**3520-4.00GC**	**170,65**
M 5 x 0.80	5.20	6.03	66x19x5	**3520-5.00I**	**13,28**	**3520-5.00SP**	**15,23**	**3520-5.00SF**	**15,23**	**3520-5.00GC**	**165,32**
M 6 x 1.00	6.30	7.29	72x22x6.3	**3520-6.00I**	**13,28**	**3520-6.00SP**	**15,23**	**3520-6.00SF**	**15,23**	**3520-6.00GC**	**159,98**
M 7 x 1.00	7.30	8.29	72x22x7.1	**3520-7.00I**	**16,56**	**3520-7.00SP**	**19,09**	**3520-7.00SF**	**19,09**	**3520-7.00GC**	**183,96**
M 8 x 1.00	8.30	9.29	80x24x8	**3521-8.00I**	**16,56**	**3521-8.00SP**	**19,09**	**3521-8.00SF**	**19,09**	**3521-8.00GC**	**196,90**
M 8 x 1.25	8.30	9.62	80x24x8	**3520-8.00I**	**16,56**	**3520-8.00SP**	**19,09**	**3520-8.00SF**	**19,09**	**3520-8.00GC**	**165,32**
M 9 x 1.25	9.40	10.62	85x25x6.3	**3520-9.00I**	**20,29**	**3520-9.00SP**	**29,42**	**3520-9.00SF**	**29,42**	**3520-9.00GC**	**170,65**
M 10 x 1.00	10.30	11.29	85x25x6.3	**3523-10.00I**	**20,29**	**3523-10.00SP**	**22,96**	**3523-10.00SF**	**22,96**	**3523-10.00GC**	**223,97**
M 10 x 1.25	10.30	11.62	85x25x6.3	**3521-10.00I**	**20,29**	**3521-10.00SP**	**28,36**	**3521-10.00SF**	**28,36**	**3521-10.00GC**	**229,30**
M 10 x 1.50	10.40	11.94	89x29x7.1	**3520-10.00I**	**20,29**	**3520-10.00SP**	**22,96**	**3520-10.00SF**	**22,96**	**3520-10.00GC**	**175,96**
M 11 x 1.00	11.30	12.29	89x29x7.1	**3523-11.00I**	**27,48**	**3523-11.00SP**	**30,59**	**3523-11.00SF**	**30,59**	**3523-11.00GC**	**234,62**
M 11 x 1.25	11.30	12.62	89x29x7.1	**3521-11.00I**	**27,58**	**3521-11.00SP**	**30,59**	**3521-11.00SF**	**30,59**	**3521-11.00GC**	**228,68**
M 11 x 1.50	11.40	12.94	89x29x7.1	**3520-11.00I**	**22,96**	**3520-11.00SP**	**30,59**	**3520-11.00SF**	**30,59**	**3520-11.00GC**	**181,30**
M 12 x 1.00	12.30	13.29	95x30x9	**3524-12.00I**	**28,04**	**3524-12.00SP**	**34,88**	**3524-12.00SF**	**34,88**	**3524-12.00GC**	**238,37**
M 12 x 1.25	12.30	13.62	95x30x9	**3523-12.00I**	**28,04**	**3523-12.00SP**	**30,44**	**3523-12.00SF**	**30,44**	**3523-12.00GC**	**238,37**
M 12 x 1.50	12.40	14.13	95x30x9	**3521-12.00I**	**28,04**	**3521-12.00SP**	**34,29**	**3521-12.00SF**	**34,29**	**3521-12.00GC**	**213,29**
M 12 x 1.75	12.50	14.27	95x30x9	**3520-12.00I**	**22,96**	**3520-12.00SP**	**30,06**	**3520-12.00SF**	**30,06**	**3520-12.00GC**	**186,64**
M 13 x 1.25	13.25	14.62	95x30x9	**3521-13.00I**	**32,16**	**3521-13.00SP**	**43,46**	**3521-13.00SF**	**43,46**	**3521-13.00GC**	**229,30**
M 13 x 1.75	13.50	15.27	102x32x10	**3520-13.00I**	**32,16**	**3520-13.00SP**	**43,46**	**3520-13.00SF**	**43,46**	**3520-13.00GC**	**213,53**
M 14 x 1.00	14.25	15.29	102x32x10	**3524-14.00I**	**31,89**	**3524-14.00SP**	**53,46**	**3524-14.00SF**	**53,46**	**3524-14.00GC**	**255,97**
M 14 x 1.25	14.25	15.62	102x32x10	**3523-14.00I**	**31,89**	**3523-14.00SP**	**42,05**	**3523-14.00SF**	**42,05**	**3523-14.00GC**	**255,97**
M 14 x 1.50	14.50	15.94	102x32x10	**3521-14.00I**	**31,89**	**3521-14.00SP**	**42,05**	**3521-14.00SF**	**42,05**	**3521-14.00GC**	**234,62**
M 14 x 2.00	14.50	16.59	102x32x10	**3520-14.00I**	**31,89**	**3520-14.00SP**	**42,05**	**3520-14.00SF**	**42,05**	**3520-14.00GC**	**197,32**
M 15 x 1.50	15.25	16.94	102x32x10	**3521-15.00I**	**38,08**	**3521-15.00SP**	**59,96**	**3521-15.00SF**	**59,96**	**3521-15.00GC**	**245,31**
M 15 x 2.00	15.50	17.59	112x37x11.2	**3520-15.00I**	**38,08**	**3520-15.00SP**	**59,96**	**3520-15.00SF**	**59,96**	**3520-15.00GC**	**230,39**
M 16 x 1.50	16.50	17.94	112x37x11.2	**3521-16.00I**	**38,18**	**3521-16.00SP**	**53,08**	**3521-16.00SF**	**53,08**	**3521-16.00GC**	**250,64**
M 16 x 2.00	16.50	18.59	112x37x11.2	**3520-16.00I**	**38,18**	**3520-16.00SP**	**44,46**	**3520-16.00SF**	**44,46**	**3520-16.00GC**	**218,64**

Overall dimensions for hand and machine taps are the same. Taps produced with further chamfers (2-3h and 6-8) or other special sizes are available upon request.

STI HAND & MACHINE TAPS & GAUGES

MF

M/MF

STI-ISO529 4H5H, BS437/

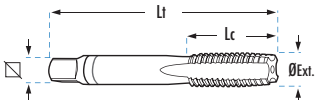

TOLERANCE					TOL 5H-6H		TOL 5H-6H		TOL 5H-6H		TOL 5H-6H	
MATERIAL					HSS		HSS-V3		HSS-V3			
FORM						60° 4-5	B FORM	60°	35°	60°	Gauge	
	D	Ø	Ø Ext.	Lt x Lc x ⧄		€		€		€		€
M	18 x 1.50	18.50	19.94	112x37x11.2	3523-18.00I	48,33	3523-18.00SP	66,96	3523-18.00SF	66,96	3523-18.00GC	254,96
M	18 x 2.00	18.50	20.59	112x37x11.2	3521-18.00I	48,33	3521-18.00SP	66,96	3521-18.00SF	66,96	3521-18.00GC	261,28
M	**18 x 2.50**	19.00	21.24	118x38x12.5	3520-18.00I	48,33	3520-18.00SP	66,96	3520-18.00SF	66,96	3520-18.00GC	234,62
M	20 x 1.50	20.50	21.94	118x38x12.5	3523-20.00I	53,15	3523-20.00SP	78,88	3523-20.00SF	78,88	3523-20.00GC	303,98
M	20 x 2.00	20.50	22.59	118x38x12.5	3521-20.00I	53,15	3521-20.00SP	78,88	3521-20.00SF	78,88	3521-20.00GC	277,31
M	**20 x 2.50**	20.75	23.24	118x38x12.5	3520-20.00I	53,15	3520-20.00SP	78,88	3520-20.00SF	78,88	3520-20.00GC	250,64
M	22 x 1.50	22.50	23.94	130x45x14	3523-22.00I	61,14	3523-22.00SP	111,56	3523-22.00SF	111,56	3523-22.00GC	325,03
M	22 x 2.00	22.50	24.59	130x45x14	3521-22.00I	61,14	3521-22.00SP	111,56	3521-22.00SF	111,56	3521-22.00GC	314,61
M	**22 x 2.50**	22.75	25.24	130x45x14	3520-22.00I	61,14	3520-22.00SP	111,56	3520-22.00SF	111,56	3520-22.00GC	266,61
M	24 x 1.50	24.50	25.94	130x45x14	3523-24.00I	77,31	3523-24.00SP	133,88	3523-24.00SF	133,88	3523-24.00GC	346,02
M	24 x 2.00	24.50	26.59	127x37x16	3521-24.00I	77,31	3521-24.00SP	133,88	3521-24.00SF	133,88	3521-24.00GC	314,87
M	**24 x 3.00**	25.00	27.89	135x45x16	3520-24.00I	77,31	3520-24.00SP	133,88	3520-24.00SF	133,88	3520-24.00GC	298,62
M	26 x 1.50	26.50	27.94	127x37x16	3523-26.00I	145,26	-	-	-	-	-	-
M	27 x 1.50	27.50	28.97	127x37x16	3523-27.00I	171,27	-	-	-	-	-	-
M	27 x 2.00	27.50	29.59	127x37x16	3521-27.00I	171,27	-	-	-	-	-	-
M	**27 x 3.00**	28.00	30.89	151x51x18	3520-27.00I	171,27	-	-	-	-	-	-
M	28 x 1.50	28.50	29.99	137x37x18	3523-28.00I	190,92	-	-	-	-	-	-
M	30 x 1.50	30.50	31.96	137x37x18	3523-30.00I	203,73	-	-	-	-	-	-
M	30 x 2.00	30.50	32.59	137x37x18	3521-30.00I	203,73	-	-	-	-	-	-
M	**30 x 3.50**	31.00	34.54	162x57x20	3520-30.00I	203,73	-	-	-	-	-	-
M	33 x 2.00	33.50	35.59	144x39x20	3521-33.00I	247,38	-	-	-	-	-	-
M	**33 x 3.50**	34.00	37.54	170x60x22.4	3520-33.00I	247,38	-	-	-	-	-	-
M	36 x 1.50	36.50	37.92	149x39x22.4	3524-36.00I	284,42	-	-	-	-	-	-
M	36 x 2.00	36.50	38.55	149x39x22.4	3523-36.00I	284,42	-	-	-	-	-	-
M	36 x 3.00	37.00	39.89	170x60x22.4	3521-36.00I	284,42	-	-	-	-	-	-
M	**36 x 4.00**	37.00	41.19	170x60x22.4	3520-36.00I	284,42	-	-	-	-	-	-
M	39x3,00	40.00	42.90	149x39x26	3521-39.00I	392,06	-	-	-	-	-	-
M	**39x4,00**	40.25	44.20	187x67x28	3520-39.00I	392,06	-	-	-	-	-	-
M	40x3,00	41.00	43.90	149x39x26	3523-40.00I	414,77	-	-	-	-	-	-
M	42x3,00	43.00	45.90	165x45x28	3523-42.00I	426,25	-	-	-	-	-	-
M	**42x4,50**	43.50	47.90	187x67x28	3520-42.00I	426,25	-	-	-	-	-	-
M	45x3,00	46.00	48.90	175x45x31	3523-45.00I	453,84	-	-	-	-	-	-
M	**45x4,50**	46.50	50.90	200x70x31	3520-45.00I	453,84	-	-	-	-	-	-
M	48x3,00	49.00	51.90	175x45x31	3523-48.00I	551,17	-	-	-	-	-	-
M	**48x5,00**	49.50	54.50	200x70x31	3520-48.00I	551,17	-	-	-	-	-	-
M	50x3,00	51.00	53.90	175x45x31	3523-50.00I	596,35	-	-	-	-	-	-
M	52x3,00	53.00	55.90	193x48x34	3523-52.00I	630,54	-	-	-	-	-	-
M	**52x5,00**	53.50	58.50	221x76x34	3520-52.00I	630,54	-	-	-	-	-	-

STI HAND & MACHINE TAPS & GAUGES

UNC

UNC

STI-ISO529 4H5H, BS4377

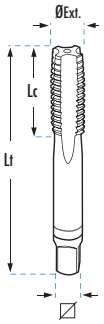

TOLERANCE				TOL 2B-3B		TOL 2B-3B		TOL 2B-3B		TOL 2B-3B	
MATERIAL				HSS		HSS-V3		HSS-V3			
FORM					60° 4-5	B FORM	60°	35°	60°	Gauge	
D	Ø	Ø Ext.	Lt x Lc x ⧄		€		€		€		€
UNC Nº2 - 56	2.40	2.77	44x9.5x2.2	3532-2GI	20,29	3532-2GSP	27,70	3532-2GSF	27,70	3532-2GGC	318,54
UNC Nº3 - 48	2.70	3.02	44x9.5x2.2	3532-3GI	20,29	3532-3GSP	29,31	3532-3GSF	29,31	3532-3GGC	318,54
UNC Nº4 - 40	3.00	3.67	53x13x3.15	3532-4GI	20,29	3532-4GSP	27,70	3532-4GSF	27,70	3532-4GGC	319,95
UNC Nº5 - 40	3.40	4.00	53x13x3.15	3532-5GI	20,29	3532-5GSP	27,70	3532-5GSF	27,70	3532-5GGC	318,57
UNC Nº6 - 32	3.70	4.53	58x16x4	3532-6GI	20,29	3532-6GSP	27,70	3532-6GSF	27,70	3532-6GGC	193,90
UNC Nº8 - 32	4.40	5.19	62x17x4.5	3532-8GI	20,29	3532-8GSP	27,70	3532-8GSF	27,70	3532-8GGC	189,05
UNC Nº10 - 24	5.10	6.20	66x19x5	3532-10GI	20,29	3532-10GSP	25,39	3532-10GSF	25,39	3532-10GGC	184,20
UNC Nº12 - 24	5.70	6.86	66x19x5.6	3532-12GI	20,29	3532-12GSP	25,39	3532-12GSF	25,39	3532-12GGC	184,20
UNC 1/4 - 20	6.70	8.00	72x22x6.3	3532-1/4I	13,28	3532-1/4SP	18,48	3532-1/4SF	18,48	3532-1/4GC	174,53
UNC 5/16 - 18	8.30	9.77	80x24x8	3532-5/16I	16,47	3532-5/16SP	21,92	3532-5/16SF	21,92	3532-5/16GC	184,20
UNC 3/8 - 16	9.90	11.58	85x25x6.3	3532-3/8I	15,23	3532-3/8SP	27,70	3532-3/8SF	27,70	3532-3/8GC	184,20
UNC 7/16 - 14	11.60	13.47	95x30x9	3532-7/16I	20,29	3532-7/16SP	31,50	3532-7/16SF	31,50	3532-7/16GC	193,90
UNC 1/2 - 13	13.00	15.23	102x32x10	3532-1/2I	22,96	3532-1/2SP	34,62	3532-1/2SF	34,62	3532-1/2GC	208,45
UNC 9/16 - 12	15.00	17.03	112x37x11.2	3532-9/16I	38,18	3532-9/16SP	57,70	3532-9/16SF	57,70	3532-9/16GC	222,99
UNC 5/8 - 11	16.50	18.87	112x37x11.2	3532-5/8I	47,13	3532-5/8SP	80,42	3532-5/8SF	80,42	3532-5/8GC	232,70
UNC 3/4 - 10	20.00	22.34	118x38x12.5	3532-3/4I	57,27	3532-3/4SP	81,56	3532-3/4SF	81,56	3532-3/4GC	266,61
UNC 7/8 - 9	23.00	25.89	130x45x14	3532-7/8I	66,83	3532-7/8SP	118,27	3532-7/8SF	118,27	3532-7/8GC	300,56
UNC 1 - 8	26.25	29.52	138x48x16	3532-1I	66,83	3532-1SP	138,47	3532-1SF	138,47	3532-1GC	339,34
UNC 1.1/8 - 7	29.50	33.28	151x51x18	3532-1.1/8I	202,36	-	-	-	-	-	-
UNC 1.1/4 - 7	32.50	36.46	162x57x20	3532-1.1/4I	242,78	-	-	-	-	-	-
UNC 1.3/8 - 6	36.00	40.42	170x60x22.4	3532-1.3/8I	303,50	-	-	-	-	-	-
UNC 1.1/2 - 6	39.50	43.59	187x67x25	3532-1.1/2I	393,36	-	-	-	-	-	-

STI HAND & MACHINE TAPS & GAUGES

UNF

UNF

STI-ISO529 4H5H, BS437

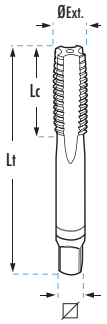

TOLERANCE				TOL 2B-3B		TOL 2B-3B		TOL 2B-3B		TOL 2B-3B	
MATERIAL				HSS		HSS-V3		HSS-V3			
FORM					60° 4-5	B FORM	60°	35°	60°	Gauge	
D	Ø	Ø Ext.	Lt x Lc x ⧄		€		€		€		€
UNF Nº3 - 56	2.70	3.09	44x9.5x2.2	3534-3GI	21,23	3534-3GSP	29,31	3534-3GSF	29,31	3534-3GGC	319,95
UNF Nº4 - 48	3.00	3.53	50x13x2.80	3534-4GI	20,29	3534-4GSP	27,70	3534-4GSF	27,70	3534-4GGC	319,95
UNF Nº6 - 40	3.70	4.33	53x13x3.55	3534-6GI	20,29	3534-6GSP	27,70	3534-6GSF	27,70	3534-6GGC	193,90
UNF Nº8 - 36	4.40	5.08	62x17x4.50	3534-8GI	20,29	3534-8GSP	27,70	3534-8GSF	27,70	3534-8GGC	189,05
UNF Nº10 - 32	5.10	5.85	66x19x5.00	3534-10GI	20,29	3534-10GSP	25,39	3534-10GSF	25,39	3534-10GGC	184,20
UNF Nº12 - 28	5.80	6.75	66x19x5.60	3534-12GI	23,25	3534-12GSP	25,42	3534-12GSF	25,42	3534-12GGC	310,24
UNF 1/4 - 28	6.60	7.52	72x22x6.30	3534-1/4I	13,28	3534-1/4SP	18,48	3534-1/4SF	18,48	3534-1/4GC	174,53
UNF 5/16 - 24	8.20	9.31	80x24x8.00	3534-5/16I	14,63	3534-5/16SP	21,92	3534-5/16SF	21,92	3534-5/16GC	184,20
UNF 3/8 - 24	9.80	10.89	85x25x6.30	3534-3/8I	15,23	3534-3/8SP	27,70	3534-3/8SF	27,70	3534-3/8GC	184,20
UNF 7/16 - 20	11.50	12.76	89x29x7.10	3534-7/16I	20,29	3534-7/16SP	31,50	3534-7/16SF	31,50	3534-7/16GC	193,90
UNF 1/2 - 20	13.00	14.35	95x30x9.00	3534-1/2I	20,87	3534-1/2SP	34,62	3534-1/2SF	34,62	3534-1/2GC	208,45
UNF 9/16 - 18	14.75	16.12	102x32x10	3534-9/16I	38,18	3534-9/16SP	57,70	3534-9/16SF	57,70	3534-9/16GC	222,99
UNF 5/8 - 18	16.50	17.00	112x37x11.2	3534-5/8I	47,13	3534-5/8SP	80,42	3534-5/8SF	80,42	3534-5/8GC	227,84
UNF 3/4 - 16	19.50	21.11	112x37x11.2	3534-3/4I	57,27	3534-3/4SP	81,56	3534-3/4SF	81,56	3534-3/4GC	184,20
UNF 7/8 - 14	22.50	24.58	130x45x14	3534-7/8I	74,83	3534-7/8SP	118,27	3534-7/8SF	118,27	3534-7/8GC	276,34
UNF 1 - 12	26.00	28.15	127x37x16	3534-1I	66,45	3534-1SP	138,47	3534-1SF	138,47	3534-1GC	252,08
UNS 1 - 14	26.00	27.76	127x37x16	3535-1I	66,45	3535-1SP	138,47	3535-1SF	138,47	3535-1GC	252,08
UNF 1.1/8 - 12	29.50	31.32	137x37x18	3534-1.1/8I	202,36	-	-	-	-	-	-
UNF 1.1/4 - 12	32.50	34.50	144x39x20	3534-1.1/4I	242,78	-	-	-	-	-	-
UNF 1.3/8 - 12	35.50	37.67	149x39x22.4	3534-1.3/8I	303,50	-	-	-	-	-	-
UNF 1.1/2 - 12	38.50	40.85	149x39x22.4	3534-1.1/2I	393,36	-	-	-	-	-	-

STI HAND TAP

BSW | BSW | TOL (3B) | HSS | STI-ISO529 | ...l

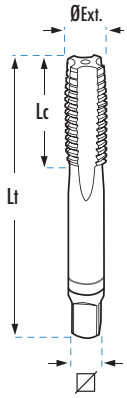

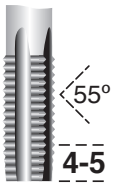

D	Ø	Ø Ext.	Lt x Lc x ⧄		€
BSW 1/8 - 40	3.40	3.93	53x13x3.15	3528-1/8I	13,28
BSW 3/16 - 24	5.00	6.00	66x19x5	3528-3/16I	13,28
BSW 1/4 - 20	6.70	7.84	72x22x6.3	3528-1/4I	13,28
BSW 5/16 - 18	8.30	9.59	80x24x8	3528-5/16I	14,63
BSW 3/8 - 16	10.00	11.38	85x25x6.3	3528-3/8I	15,23
BSW 7/16 - 14	11.60	13.23	95x30x9	3528-7/16I	20,29
BSW 1/2 - 12	13.00	15.17	102x32x10	3528-1/2I	23,53
BSW 9/16 - 12	14.75	16.76	102x32x10	3528-9/16I	38,18
BSW 5/8 - 11	16.50	18.57	112x37x11.2	3528-5/8I	47,13
BSW 11/16 - 11	17.50	19.60	112x37x11.2	3528-11/16I	57,27
BSW 3/4 - 10	20.00	22.01	118x38x12.5	3528-3/4I	57,27
BSW 7/8 - 9	23.25	25.52	130x45x14	3528-7/8I	66,45
BSW 1 - 8	26.50	29.10	138x48x16	3528-1I	66,45

BSF | BSF | TOL (3B) | HSS | STI-ISO529 | ...l

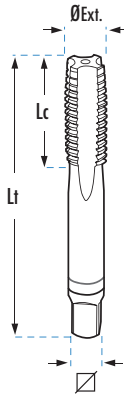

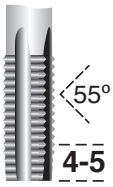

D	Ø	Ø Ext.	Lt x Lc x ⧄		€
BSF 3/16 - 32	5.00	5.70	66x19x5	3530-3/16I	13,28
BSF 1/4 - 26	6.60	7.51	72x22x6.3	3530-1/4I	13,28
BSF 5/16 - 22	8.30	9.30	80x24x8	3530-5/16I	14,63
BSF 3/8 - 20	9.80	11.02	85x25x6.3	3530-3/8I	15,23
BSF 7/16 - 18	11.60	12.77	89x29x7.1	3530-7/16I	20,29
BSF 1/2 - 16	13.25	14.56	95x30x9	3530-1/2I	23,53
BSF 9/16 - 16	14.75	16.15	102x32x10	3530-9/16I	38,18
BSF 5/8 - 14	16.50	18.01	112x37x11.2	3530-5/8I	47,13
BSF 11/16 - 14	17.50	19.60	112x37x11.2	3530-11/16I	57,27
BSF 3/4 - 12	19.50	21.53	118x38x12.5	3530-3/4I	57,27
BSF 7/8 - 11	22.75	24.93	130x45x14	3530-7/8I	66,45
BSF 1 - 10	26.25	28.37	138x48x16	3530-1I	66,45

STI HAND TAP

BSP (GAS) | BSP | TOL (3B) | HSS | STI-ISO529 | ...l

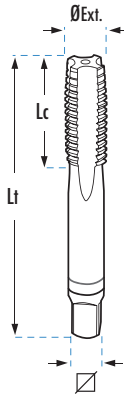

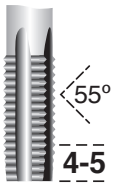

D		Ø	Ø Ext.	Lt x Lc x ⧄		€
BSP	1/8 - 28	10.00	10.81	85x25x6.3	**3546-1/8I**	**20,13**
BSP	1/4 - 19	13.75	14.73	95x30x9	**3546-1/4I**	**22,85**
BSP	3/8 - 19	17.00	18.24	112x37x11.2	**3546-3/8I**	**30,06**
BSP	1/2 - 14	21.50	23.09	118x38x12.5	**3546-1/2I**	**48,71**
BSP	5/8 - 14	23.50	25.05	130x45x14	**3546-5/8I**	**71,58**
BSP	3/4 - 14	27.00	28.58	127x37x16	**3546-3/4I**	**71,58**
BSP	1 - 11	33.75	35.96	162x57x20	**3546-1I**	**111,84**

NPT | NPT | TOL (3B) | HSS | ANSI 949 | ...l

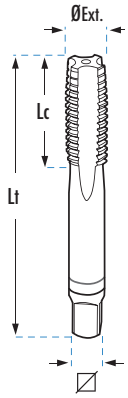

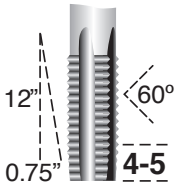

D		Ø Ext.	Lt x Lc x ⧄		€
NPT	1/8 - 27	10.43	54x19x8.3	**3552-1/8I**	**97,64**
NPT	1/4 - 18	13.95	62x27x10.7	**3552-1/4I**	**109,84**
NPT	3/8 - 18	17.37	65x27x13.5	**3552-3/8I**	**146,45**
NPT	1/2 - 14	21.65	80x35x13.1	**3552-1/2I**	**176,98**
NPT	3/4 - 14	26.96	83x35x17.2	**3552-3/4I**	**231,89**
NPT	1 - 11.1/2	33.75	95x44x22.7	**3552-1I**	**317,30**

STI HAND TAPS

UNx8 | 8-UN | TOL (3B) | HSS | ...l

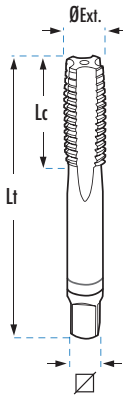

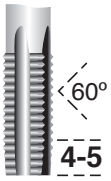

D		Ø	Ø Ext.	Lt x Lc x ⧄		€
UN	1.1/8 - 8	28.50	1.26	5.9x2.0x0.7	**3570-1.1/8I**	**347,93**
UN	1.1/4 - 8	32.00	1.38	6.3x2.2x0.7	**3570-1.1/4I**	**400,79**
UN	1.3/8 - 8	35.00	1.51	6.6x2.3x0.8	**3570-1.3/8I**	**454,85**
UN	1.1/2 - 8	38.00	1.63	6.6x2.3x0.8	**3570-1.1/2I**	**499,63**
UN	1.5/8 - 8	41.00	1.76	7.3x2.6x0.9	**3570-1.5/8I**	**584,46**
UN	1.3/4 - 8	44.50	1.88	7.3x2.6x0.9	**3570-1.3/4I**	**633,01**
UN	1.7/8 - 8	47.50	2.01	7.8x2.7x1.1	**3570-1.7/8I**	**735,90**
UN	2 - 8	51.00	2.13	7.8x2.7x1.1	**3570-2I**	**764,43**

BA | BA | TOL (3B) | HSS | ...l

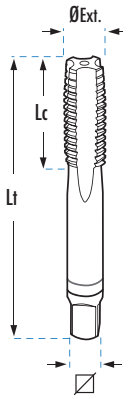

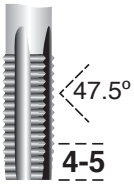

D	Ø	Ø Ext.	Lt x Lc x ⧄		€
BA 0	6.20	7.12	66x19x5.6	**3544-0I**	**13,51**
BA 2	4.90	5.60	62x17x4.5	**3544-2I**	**13,51**
BA 4	3.80	4.34	53x13x3.5	**3544-4I**	**13,51**
BA 6	2.90	3.40	50x13x2.8	**3544-6I**	**13,51**

STI HAND TAPS

BSB | BSB | TOL (3B) | HSS | ...l

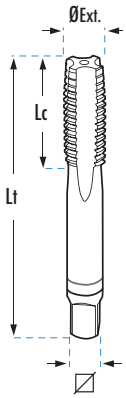

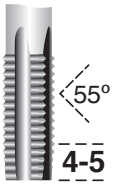

D		Ø	Ø Ext.	Lt x Lc x ⧄		€
BSB	1/4 - 26	6.60	7.72	72x22x6.3	**3560-1/4I**	**14,97**
BSB	5/16 - 26	8.00	9.30	72x22x7.1	**3560-5/16I**	**16,47**
BSB	3/8 - 26	9.80	10.89	85x25x6.3	**3560-3/8I**	**17,15**
BSB	7/16 - 26	11.10	12.48	89x29x7.1	**3560-7/16I**	**22,85**
BSB	1/2 - 26	12.70	14.07	95x30x9	**3560-1/2I**	**25,85**

MF | M/MF | | HSS | ...l

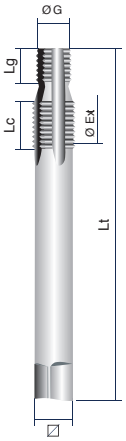

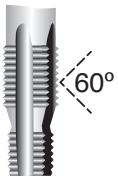

D		Ø	Ø Ext.	Lg	Ø G	Lt x Lc x ⧄		€
M	6 x 1.00	6.30	7.29	7	6	70x28x6.3	**3520-6.00PN**	**25,83**
M	8 x 1.25	8.30	9.62	9	8	75x32x6.3	**3520-8.00PN**	**25,83**
M	10 x 1.00	10.30	11.29	8	10	74x30x6.3	**3522-10.00PN**	**32,31**
M	10 x 1.50	10.40	11.94	9	10	89x29x7.1	**3520-10.00PN**	**32,31**
M	12 x 1.25	12.30	13.62	9	12	75x32x7.1	**3522-12.00PN**	**45,90**
M	14 x 1.25	14.25	15.62	10	14	90x45x9.2	**3522-14.00PN**	**53,41**
M	18 x 1.50	18.50	19.94	10	18	116x47x12.5	**3522-18.00PN**	**76,37**

INSTALLATION TOOLS

MF

M/MF

	FREE		FREE	LOCK	FREE	LOCK	FREE	LOCK
D		€		€		€		€
M 2 x 0.40	3500-HIT2	13,28	3520-2.00HIP	128,17	3520-2.00MIT	127,25	-	-
M 2.20 x 0.45	3500-HIT2	13,28	3520-2.20HIP	128,17	3520-2.20MIT	127,25	-	-
M 2.50 x 0.45	3500-HIT3	13,28	3520-2.50HIP	128,17	3520-2.50MIT	127,25	-	-
M 3 x 0.50	3500-HIT4	13,28	3520-3.00HIP	95,55	3520-3.00MIT	117,08	-	-
M 3.50 x 0.60	3500-HIT5	13,28	3520-3.50HIP	95,55	3520-3.50MIT	117,08	-	-
M 4 x 0.70	3500-HIT6	13,28	3520-4.00HIP	95,55	3520-4.00MIT	117,08	-	-
M 5 x 0.80	3500-HIT8	13,28	3520-5.00HIP	95,55	3520-5.00MIT	117,08	-	-
M 6 x 1.00	3500-HIT9	13,28	3520-6.00HIP	99,37	3520-6.00MIT	117,08	-	-
M 7 x 1.00	3500-HIT10	15,23	3520-7.00HIP	99,37	3520-7.00MIT	117,08	-	-
M 8 x 1.00	3500-HIT11	15,23	3521-8.00HIP	95,09	3521-8.00MIT	117,08	-	-
M 8 x 1.25	3500-HIT11	15,23	3520-8.00HIP	80,88	3520-8.00MIT	117,08	-	-
M 9 x 1.25	3500-HIT13	15,23	3520-9.00HIP	80,29	3520-9.00MIT	117,07	-	-
M 10 x 1.00	3500-HIT13	15,23	3523-10.00HIP	108,60	3523-10.00MIT	127,25	-	-
M 10 x 1.25	3500-HIT13	15,23	3521-10.00HIP	118,64	3521-10.00MIT	127,25	-	-
M 10 x 1.50	3500-HIT13	15,23	3520-10.00HIP	107,76	3520-10.00MIT	127,25	-	-
M 11 x 1.00	3500-HIT14	19,09	-	-	-	-	-	-
M 11 x 1.25	3500-HIT14	19,09	-	-	-	-	-	-
M 11 x 1.50	3500-HIT14	19,09	3520-11.00HIP	120,57	3520-11.00MIT	135,75	-	-
M 12 x 1.00	3500-HIT15	19,09	-	-	-	-	-	-
M 12 x 1.25	3500-HIT15	19,09	3523-12.00HIP	112,37	3523-12.00MIT	135,75	-	-
M 12 x 1.50	3500-HIT15	19,09	3521-12.00HIP	105,46	3521-12.00MIT	135,75	-	-
M 12 x 1.75	3500-HIT15	19,09	3520-12.00HIP	103,73	3520-12.00MIT	135,75	-	-
M 13 x 1.25	3500-HIT16	22,96	-	-	-	-	-	-
M 13 x 1.50	3500-HIT15	19,09	-	-	-	-	-	-
M 13 x 1.75	3500-HIT15	19,09	-	-	3520-13.00MIT	135,73	-	-
M 14 x 1.00	3500-HIT16	22,96	-	-	-	-	-	-
M 14 x 1.25	3500-HIT16	22,96	3523-14.00HIP	218,95	3523-14.00MIT	144,21	-	-
M 14 x 1.50	3500-HIT16	22,96	3521-14.00HIP	120,52	3521-14.00MIT	144,21	-	-
M 14 x 2.00	3500-HIT16	22,96	3520-14.00HIP	92,28	3520-14.00MIT	144,21	-	-
M 15 x 1.50	3500-HIT16	22,96	-	-	-	-	-	-
M 15 x 2.00	3500-HIT16	22,96	-	-	-	-	-	-
M 16 x 1.50	3500-HIT18	25,37	3521-16.00HIP	112,37	3521-16.00MIT	144,21	-	-
M 16 x 2.00	3500-HIT18	25,37	-	-	3520-16.00MIT	144,21	-	-
M 18 x 1.50	3500-HIT20	25,37	-	-	-	-	3523-18.00HIP	210,99
M 18 x 2.00	3500-HIT20	25,37	-	-	-	-	3521-18.00HIP	210,99
M 18 x 2.50	3500-HIT20	25,37	-	-	-	-	3520-18.00HIP	101,56

INSTALLATION TOOLS

MF

M/MF

	FREE		FREE		FREE	LOCK
D		€		€		€
M 20 x 1.50	3500-HIT21	25,37	-	-	3523-20.00HIP	262,91
M 20 x 2.00	3500-HIT21	25,37	-	-	3521-20.00HIP	262,91
M 20 x 2.50	3500-HIT21	25,37	-	-	3520-20.00HIP	119,01
M 22 x 1.50	3500-HIT22	31,89	-	-	3523-22.00HIP	321,57
M 22 x 2.00	3500-HIT22	31,89	-	-	3521-22.00HIP	321,57
M 22 x 2.50	3500-HIT22	31,89	-	-	3520-22.00HIP	125,05
M 24 x 1.50	3500-HIT23	31,89	-	-	3523-24.00HIP	375,15
M 24 x 2.00	3500-HIT23	31,89	-	-	3521-24.00HIP	375,15
M 24 x 3.00	3500-HIT23	31,89	-	-	3520-24.00HIP	132,65
M 26 x 1.50	3500-HIT24	57,26	3523-26.00HIM	31,94	-	-
M 27 x 1.50	3500-HIT24	57,26	3523-27.00HIM	31,94	-	-
M 27 x 2.00	3500-HIT24	57,26	3521-27.00HIM	31,94	-	-
M 27 x 3.00	3500-HIT24	57,26	3520-27.00HIM	31,94	-	-
M 28 x 1.50	3500-HIT24	57,26	3523-28.00HIM	31,94	-	-
M 30 x 1.50	3500-HIT26	90,15	3523-30.00HIM	38,34	-	-
M 30 x 2.00	3500-HIT26	90,15	3521-30.00HIM	38,34	-	-
M 30 x 3.50	3500-HIT25	57,26	3520-30.00HIM	38,34	-	-
M 33 x 2.00	3500-HIT26	90,15	3521-33.00HIM	44,73	-	-
M 33 x 3.50	3500-HIT26	90,15	3520-33.00HIM	44,73	-	-
M 36 x 1.50	3500-HIT28	90,30	3524-36.00HIM	44,73	-	-
M 36 x 2.00	3500-HIT28	90,30	3523-36.00HIM	44,73	-	-
M 36 x 3.00	3500-HIT28	90,30	3521-36.00HIM	44,73	-	-
M 36 x 4.00	3500-HIT28	90,30	3520-36.00HIM	44,73	-	-
M 39x3,00	3500-HIT28	90,30	3521-39.00HIM	83,48	-	-
M 39x4,00	3500-HIT28	90,30	3520-39.00HIM	83,48	-	-
M 40 x 3,00	3500-HIT28	90,30	3523-40.00HIM	83,48	-	-
M 42 x 3,00	3500-HIT28	90,30	3523-42.00HIM	97,50	-	-
M 42 x 4,50	3500-HIT28	90,30	3520-42.00HIM	97,50	-	-
M 45 x 3,00	3500-HIT30	112,28	3523-45.00HIM	97,50	-	-
M 45 x 4,50	3500-HIT30	112,28	3520-45.00HIM	97,50	-	-
M 48 x 3,00	3500-HIT30	112,28	3523-48.00HIM	103,34	-	-
M 48 x 5,00	3500-HIT30	112,28	3520-48.00HIM	103,34	-	-
M 50 x 3,00	3500-HIT30	112,28	3523-50.00HIM	117,92	-	-
M 52 x 3,00	3500-HIT30	112,28	3523-52.00HIM	117,92	-	-
M 52 x 5,00	3500-HIT30	112,28	3520-52.00HIM	117,92	-	-

INSTALLATION TOOLS

UNC

UNC

	FREE		FREE	LOCK	FREE		FREE	LOCK	FREE	LOCK
D		€		€		€		€		€
UNC Nº2 - 56	3500-HIT2	13,28	3532-2GHIP	133,64	-	-	3532-2GMIT	127,25	-	-
UNC Nº3 - 48	3500-HIT3	13,28	-	-	-	-	3532-3GMIT	127,25	-	-
UNC Nº4 - 40	3500-HIT4	13,28	3532-4GHIP	133,64	-	-	3532-4GMIT	127,25	-	-
UNC Nº5 - 40	3500-HIT4	13,28	3532-5GHIP	133,64	-	-	3532-5GMIT	127,25	-	-
UNC Nº6 - 32	3500-HIT5	13,28	3532-6GHIP	130,00	-	-	3532-6GMIT	117,08	-	-
UNC Nº8 - 32	3500-HIT6	13,28	3532-8GHIP	130,00	-	-	3532-8GMIT	117,08	-	-
UNC Nº10 - 24	3500-HIT7	13,28	3532-10GHIP	130,00	-	-	3532-10GMIT	117,08	-	-
UNC Nº12 - 24	3500-HIT8	13,28	3532-12GHIP	130,00	-	-	3532-12GMIT	117,07	-	-
UNC 1/4 - 20	3500-HIT9	13,28	3532-1/4HIP	88,37	-	-	3532-1/4MIT	117,08	-	-
UNC 5/16 - 18	3500-HIT10	15,23	3532-5/16HIP	88,43	-	-	3532-5/16MIT	117,08	-	-
UNC 3/8 - 16	3500-HIT13	15,23	3532-3/8HIP	102,67	-	-	3532-3/8MIT	127,25	-	-
UNC 7/16 - 14	3500-HIT14	19,09	3532-7/16HIP	102,67	-	-	3532-7/16MIT	127,25	-	-
UNC 1/2 - 13	3500-HIT15	19,09	3532-1/2HIP	118,70	-	-	3532-1/2MIT	135,75	-	-
UNC 9/16 - 12	3500-HIT16	22,96	-	-	-	-	-	-	3532-9/16HIP	107,30
UNC 5/8 - 11	3500-HIT18	25,37	-	-	-	-	-	-	3532-5/8HIP	112,74
UNC 3/4 - 10	3500-HIT20	25,37	-	-	-	-	-	-	3532-3/4HIP	126,80
UNC 7/8 - 9	3500-HIT22	31,89	-	-	-	-	-	-	3532-7/8HIP	136,55
UNC 1 - 8	3500-HIT23	31,89	-	-	-	-	-	-	3532-1HIP	156,06
UNC 1.1/8 - 7	3500-HIT24	57,26	-	-	3532-1.1/8HIM	38,34	-	-	3532-1.1/8HIP	178,19
UNC 1.1/4 - 7	3500-HIT25	57,26	-	-	3532-1.1/4HIM	38,34	-	-	3532-1.1/4HIP	186,67
UNC 1.3/8 - 6	3500-HIT26	90,15	-	-	3532-1.3/8HIM	44,73	-	-	3532-1.3/8HIP	189,98
UNC 1.1/2 - 6	3500-HIT27	90,30	-	-	3532-1.1/2HIM	44,73	-	-	3532-1.1/2HIP	192,62

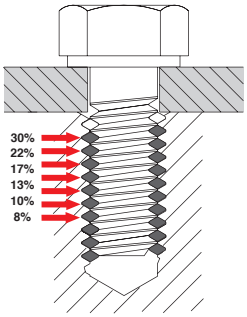

TECHNICAL RECOMMENDATION:
Install the insert pitch and half deep at the workpiece.

INSTALLATION TOOLS

UNF

UNF

	FREE		FREE	LOCK	FREE		FREE	LOCK	FREE	LOCK
D		€		€		€		€		€
UNF Nº3 - 56	3500-HIT3	13,28	3534-3GHIP	118,98	-	-	-	-	-	-
UNF Nº4 - 48	3500-HIT4	13,28	3534-4GHIP	121,40	-	-	3534-4GMIT	127,25	-	-
UNF Nº6 - 40	3500-HIT5	13,28	3534-6GHIP	106,37	-	-	3534-6GMIT	117,08	-	-
UNF Nº8 - 36	3500-HIT6	13,28	3534-8GHIP	106,37	-	-	3534-8GMIT	117,08	-	-
UNF Nº10 - 32	3500-HIT8	13,28	3534-10GHIP	106,37	-	-	3534-10GMIT	117,08	-	-
UNF Nº12 - 28	3500-HIT8	13,28	3534-12GHIP	106,37	-	-	3534-12GMIT	117,07	-	-
UNF 1/4 - 28	3500-HIT9	13,28	3534-1/4HIP	72,30	-	-	3534-1/4MIT	117,08	-	-
UNF 5/16 - 24	3500-HIT11	15,23	3534-5/16HIP	72,36	-	-	3534-5/16MIT	117,08	-	-
UNF 3/8 - 24	3500-HIT13	15,23	3534-3/8HIP	84,01	-	-	3534-3/8MIT	127,25	-	-
UNF 7/16 - 20	3500-HIT14	19,09	3534-7/16HIP	84,01	-	-	3534-7/16MIT	127,25	-	-
UNF 1/2 - 20	3500-HIT15	19,09	3534-1/2HIP	97,14	-	-	3534-1/2MIT	135,75	-	-
UNF 9/16 - 18	3500-HIT16	22,96	-	-	-	-	-	-	3534-9/16HIP	87,79
UNF 5/8 - 8	3500-HIT18	25,37	-	-	-	-	-	-	3534-5/8HIP	92,23
UNF 3/4 - 16	3500-HIT21	25,37	-	-	-	-	-	-	3534-3/4HIP	103,76
UNF 7/8 - 14	3500-HIT22	31,89	-	-	-	-	-	-	3534-7/8HIP	111,74
UNF 1-12	3500-HIT23	31,89	-	-	-	-	-	-	3534-1HIP	127,68
UNS 1-14	3500-HIT23	31,89	-	-	-	-	-	-	3535-1HIP	127,68
UNF 1.1/8 - 12	3500-HIT25	57,26	-	-	3534-1.1/8HIM	38,34	-	-	3534-1.1/8HIP	478,82
UNF 1.1/4 - 12	3500-HIT26	90,15	-	-	3534-1.1/4HIM	38,34	-	-	3534-1.1/4HIP	558,62
UNF 1.3/8 - 12	3500-HIT27	90,30	-	-	3534-1.3/8HIM	44,73	-	-	3534-1.3/8HIP	638,43
UNF 1.1/2 - 12	3500-HIT28	90,30	-	-	3534-1.1/2HIM	44,73	-	-	3534-1.1/2HIP	718,22

INSTALLATION TOOLS

BSW

BSW

FREE

D		€
BSW 1/8 - 40	3500-HIT4	13,28
BSW 3/16 - 24	3500-HIT7	13,28
BSW 1/4 - 20	3500-HIT9	13,28
BSW 5/16 - 18	3500-HIT10	15,23
BSW 3/8 - 16	3500-HIT11	15,23
BSW 7/16 - 14	3500-HIT14	19,09
BSW 1/2 - 12	3500-HIT15	19,09
BSW 9/16 - 12	3500-HIT16	22,96
BSW 5/8 - 11	3500-HIT18	25,37
BSW 3/4 - 10	3500-HIT20	25,37
BSW 7/8 - 9	3500-HIT22	31,89
BSW 1 - 8	3500-HIT23	31,89

BSP (GAS)

BSP

FREE

FREE

D		€		€
BSP 1/8 - 28	3500-HIT14	19,09	3546-1/8HIM	19,17
BSP 1/4 - 19	3500-HIT16	22,96	3546-1/4HIM	19,17
BSP 3/8 - 19	3500-HIT20	25,37	3546-3/8HIM	22,37
BSP 1/2 - 14	3500-HIT23	31,89	3546-1/2HIM	25,58
BSP 5/8 - 14	3500-HIT23	31,89	3546-5/8HIM	31,94
BSP 3/4 - 14	3500-HIT24	57,26	3546-3/4HIM	31,94
BSP 7/8 - 14	3500-HIT27	90,30	3546-7/8HIM	44,73
BSP 1 - 11	3500-HIT27	90,30	3546-1HIM	44,73

BSF

BSF

FREE

D		€
BSF 3/16 - 32	3500-HIT8	13,28
BSF 1/4 - 26	3500-HIT9	13,28
BSF 5/16 - 22	3500-HIT11	15,23
BSF 3/8 - 20	3500-HIT13	15,23
BSF 7/16 - 18	3500-HIT14	19,09
BSF 1/2 - 16	3500-HIT15	19,09
BSF 9/16 - 16	3500-HIT16	22,96
BSF 5/8 - 14	3500-HIT18	25,37
BSF 3/4 - 12	3500-HIT20	25,37
BSF 7/8 - 11	3500-HIT22	31,89
BSF 1 - 10	3500-HIT23	31,89

NPT

NPT

FREE

D		€
NPT 1/8 - 27	3500-HIT13	15,23
NPT 1/4 - 18	3500-HIT16	22,96
NPT 3/8 - 18	3500-HIT18	25,37
NPT 1/2 - 14	3500-HIT22	31,89
NPT 3/4 - 14	3500-HIT24	57,26
NPT 1 - 11.1/2	3500-HIT27	90,30

INSTALLATION TOOLS

UNx8

8-UN

FREE

FREE

D		€		€
UN 1.1/8 - 8	3500-HIT24	57,26	3570-1.1/8HIM	74,59
UN 1.1/4 - 8	3500-HIT25	57,26	3570-1.1/4HIM	74,59
UN 1.3/8 - 8	3500-HIT26	90,15	3570-1.3/8HIM	86,56
UN 1.1/2 - 8	3500-HIT27	90,30	3570-1.1/2HIM	86,56
UN 1.5/8 - 8	3500-HIT27	90,30	3570-1.5/8HIM	89,53
UN 1.3/4 - 8	3500-HIT28	90,30	3570-1.3/4HIM	95,50
UN 1.7/8 - 8	3500-HIT30	112,28	3570-1.7/8HIM	110,42
UN 2 - 8	3500-HIT30	112,28	3570-2HIM	110,42

BSB

BSB

FREE

D		€
BSB 1/4 - 26	3500-HIT9	13,28
BSB 5/16 - 26	3500-HIT11	15,23
BSB 3/8 - 26	3500-HIT13	15,23
BSB 7/16 - 26	3500-HIT14	19,09
BSB 1/2 - 26	3500-HIT15	19,09

BA

BA

FREE

D		€
BA 0	3500-HIT9	13,28
BA 2	3500-HIT7	13,28
BA 4	3500-HIT5	13,28
BA 6	3500-HIT3	13,28

MF

FREE

D		€
10x1.00	3500-HIT13	15,23
12x1.25	3500-HIT15	19,09
14x1.25	3500-HIT17	22,96
18x1.50	3500-HIT20	25,37

M14x1,25 M12x1,25

INSTALLATION TOOL, TANG BREAKER, EXTRACTOR

MF

M/MF

		FREE / LOCK	€	FREE / LOCK	€
M	2 x 0.40	3500-TB2	5,70	3500-RT1	26,07
M	2.20 x 0.45	3500-TB2	5,70	3500-RT1	26,07
M	2.50 x 0.45	3500-TB3	5,70	3500-RT1	26,07
M	3 x 0.50	3500-TB4	5,70	3500-RT2	28,15
M	3.50 x 0.60	3500-TB5	5,70	3500-RT2	28,15
M	4 x 0.70	3500-TB6	5,70	3500-RT2	28,15
M	5 x 0.80	3500-TB8	5,70	3500-RT2	28,15
M	6 x 1.00	3500-TB9	5,70	3500-RT2	28,15
M	7 x 1.00	3500-TB11	6,31	3500-RT2	28,15
M	8 x 1.00	3500-TB12	6,31	3500-RT2	28,15
M	8 x 1.25	3500-TB12	6,31	3500-RT2	28,15
M	9 x 1.25	3500-TB12	6,31	3500-RT2	28,15
M	10 x 1.00	3500-TB13	6,31	3500-RT2	28,15
M	10 x 1.25	3500-TB13	6,31	3500-RT2	28,15
M	10 x 1.50	3500-TB13	6,31	3500-RT2	28,15
M	11 x 1.00	3500-TB14	7,64	3500-RT2	28,15
M	11 x 1.25	3500-TB14	7,64	3500-RT3	34,45
M	11 x 1.50	3500-TB14	7,64	3500-RT3	34,45
M	12 x 1.00	3500-TB15	7,64	3500-RT3	34,45
M	12 x 1.25	3500-TB15	7,64	3500-RT3	34,45
M	12 x 1.50	3500-TB15	7,64	3500-RT3	34,45
M	12 x 1.75	3500-TB15	7,64	3500-RT3	34,45
M	13 x 1.25	3500-HIT16	22,96	3500-RT3	34,45
M	13 x 1.50	3500-TB15	7,64	3500-RT3	34,45
M	13 x 1.75	3500-TB15	7,64	3500-RT3	34,45
M	14 x 1.00	3500-HIT16	22,96	3500-RT3	34,45
M	14 x 1.25	3500-HIT16	22,96	3500-RT3	34,45
M	14 x 1.50	3500-HIT16	22,96	3500-RT3	34,45
M	14 x 2.00	3500-HIT16	22,96	3500-RT3	34,45

INSTALLATION TOOL AND EXTRACTOR

MF
M/MF

FREE LOCK

FREE LOCK



D			€		€
M	15 x 1.50	3500-HIT16	22,96	3500-RT3	34,45
M	**15 x 2.00**	3500-HIT16	22,96	3500-RT3	34,45
M	16 x 1.50	3500-HIT18	25,37	3500-RT3	34,45
M	16 x 2.00	3500-HIT18	25,37	3500-RT3	34,45
M	18 x 1.50	3500-HIT20	25,37	3500-RT3	34,45
M	18 x 2.00	3500-HIT20	25,37	3500-RT3	34,45
M	**18 x 2.50**	3500-HIT20	25,37	3500-RT3	34,45
M	20 x 1.50	3500-HIT21	25,37	3500-RT3	34,45
M	20 x 2.00	3500-HIT21	25,37	3500-RT3	34,45
M	**20 x 2.50**	3500-HIT21	25,37	3500-RT3	34,45
M	22 x 1.50	3500-HIT22	31,89	3500-RT3	34,45
M	22 x 2.00	3500-HIT22	31,89	3500-RT3	34,45
M	**22 x 2.50**	3500-HIT22	31,89	3500-RT3	34,45
M	24 x 1.50	3500-HIT23	31,89	3500-RT3	34,45
M	24 x 2.00	3500-HIT23	31,89	3500-RT3	34,45
M	**24 x 3.00**	3500-HIT23	31,89	3500-RT3	34,45
M	26 x 1.50	-	-	3500-RT4	63,05
M	27 x 1.50	-	-	3500-RT4	63,05
M	27 x 2.00	-	-	3500-RT4	63,05
M	**27 x 3.00**	-	-	3500-RT4	63,05
M	28 x 1.50	-	-	3500-RT4	63,05
M	30 x 1.50	-	-	3500-RT4	63,05
M	30 x 2.00	-	-	3500-RT4	63,05
M	**30 x 3.50**	-	-	3500-RT4	63,05
M	33 x 2.00	-	-	3500-RT4	63,05
M	**33 x 3.50**	-	-	3500-RT4	63,05
M	36 x 1.50	-	-	3500-RT4	63,05
M	36 x 2.00	-	-	3500-RT4	63,05
M	36 x 3.00	-	-	3500-RT4	63,05
M	**36 x 4.00**	-	-	3500-RT4	63,05

INSTALLATION TOOL, TANG BREAKER, EXTRACTOR

UNC

UNC

	FREE	LOCK	FREE	LOCK
D		€		€
UNC Nº2 - 56	3500-TB2	5,70	3500-RT1	26,07
UNC Nº3 - 48	3500-TB3	5,70	3500-RT1	26,07
UNC Nº4 - 40	3500-TB4	5,70	3500-RT1	26,07
UNC Nº5 - 40	3500-TB4	5,70	3500-RT1	26,07
UNC Nº6 - 32	3500-TB5	5,70	3500-RT1	26,07
UNC Nº8 - 32	3500-TB6	5,70	3500-RT1	26,07
UNC Nº10 - 24	3500-TB8	5,70	3500-RT2	28,15
UNC Nº12 - 24	3500-TB8	5,70	3500-RT2	28,15
UNC 1/4 - 20	3500-TB9	5,70	3500-RT2	28,15
UNC 5/16 - 18	3500-TB12	6,31	3500-RT2	28,15
UNC 3/8 - 16	3500-TB12	6,31	3500-RT3	34,45
UNC 7/16 - 14	3500-TB14	7,64	3500-RT3	34,45
UNC 1/2 - 13	3500-TB15	7,64	3500-RT3	34,45
UNC 9/16 - 12	3500-HIT16	22,96	3500-RT3	34,45
UNC 5/8 - 11	3500-HIT18	25,37	3500-RT3	34,45
UNC 3/4 - 10	3500-HIT20	25,37	3500-RT3	34,45
UNC 7/8 - 9	3500-HIT22	31,89	3500-RT3	34,45
UNC 1 - 8	3500-HIT23	31,89	3500-RT3	34,45
UNC 1.1/8 - 7	-	-	3500-RT4	63,05
UNC 1.1/4 - 7	-	-	3500-RT4	63,05
UNC 1.3/8 - 6	-	-	3500-RT4	63,05
UNC 1.1/2 - 6	-	-	3500-RT4	63,05

INSTALLATION TOOL, TANG BREAKER, EXTRACTOR

UNF

UNF

	FREE / LOCK		FREE / LOCK	
D		€		€
UNF Nº3 - 56	3500-TB3	5,70	3500-RT1	26,07
UNF Nº4 - 48	3500-TB4	5,70	3500-RT1	26,07
UNF Nº6 - 40	3500-TB5	5,70	3500-RT1	26,07
UNF Nº8 - 36	3500-TB6	5,70	3500-RT1	26,07
UNF Nº10 - 32	3500-TB8	5,70	3500-RT2	28,15
UNF Nº12 - 28	3500-TB8	5,70	3500-RT2	28,15
UNF 1/4 - 28	3500-TB9	5,70	3500-RT2	28,15
UNF 5/16 - 24	3500-TB12	6,31	3500-RT2	28,15
UNF 3/8 - 24	3500-TB13	6,31	3500-RT3	34,45
UNF 7/16 - 20	3500-TB14	7,64	3500-RT3	34,45
UNF 1/2 - 20	3500-TB15	7,64	3500-RT3	34,45
UNF 9/16 - 18	3500-HIT16	22,96	3500-RT3	34,45
UNF 5/8 - 18	3500-HIT18	25,37	3500-RT3	34,45
UNF 3/4 - 16	3500-HIT21	25,37	3500-RT3	34,45
UNF 7/8 - 14	3500-HIT22	31,89	3500-RT3	34,45
UNF 1 - 12	3500-HIT23	31,89	3500-RT3	34,45
UNF 1 - 14	3500-HIT23	31,89	3500-RT3	34,45
UNF 1.1/8 - 12	-	-	3500-RT4	63,05
UNF 1.1/4 - 12	-	-	3500-RT4	63,05
UNF 1.3/8 - 12	-	-	3500-RT4	63,05
UNF 1.1/2 - 12	-	-	3500-RT4	63,05



INSTALLATION TOOL, TANG BREAKER, EXTRACTOR

BSW

BSW

D		€		€
BSW 1/8 - 40	3500-TB4	5,70	3500-RT1	26,07
BSW 3/16 - 24	3500-TB8	5,70	3500-RT2	28,15
BSW 1/4 - 20	3500-TB9	5,70	3500-RT2	28,15
BSW 5/16 - 18	3500-TB11	6,31	3500-RT2	28,15
BSW 3/8 - 16	3500-TB12	6,31	3500-RT3	34,45
BSW 7/16 - 14	3500-TB14	7,64	3500-RT3	34,45
BSW 1/2 - 12	3500-TB15	7,64	3500-RT3	34,45
BSW 9/16 - 12	3500-HIT16	22,96	3500-RT3	34,45
BSW 5/8 - 11	3500-HIT18	25,37	3500-RT3	34,45
BSW 3/4 - 10	3500-HIT20	25,37	3500-RT3	34,45
BSW 7/8 - 9	3500-HIT22	31,89	3500-RT3	34,45
BSW 1 - 8	3500-HIT23	31,89	3500-RT3	34,45

BSF

BSF

D		€		€
BSF 3/16 - 32	3500-TB6	5,70	3500-RT2	28,15
BSF 1/4 - 26	3500-TB9	5,70	3500-RT2	28,15
BSF 5/16 - 22	3500-TB11	6,31	3500-RT2	28,15
BSF 3/8 - 20	3500-TB12	6,31	3500-RT3	34,45
BSF 7/16 - 18	3500-TB14	7,64	3500-RT3	34,45
BSF 1/2 - 16	3500-TB15	7,64	3500-RT3	34,45
BSF 9/16 - 16	3500-HIT16	22,96	3500-RT3	34,45
BSF 5/8 - 14	3500-HIT18	25,37	3500-RT3	34,45
BSF 3/4 - 12	3500-HIT20	25,37	3500-RT3	34,45
BSF 7/8 - 11	3500-HIT22	31,89	3500-RT3	34,45
BSF 1 - 10	3500-HIT23	31,89	3500-RT3	34,45

BA

BA

D		€		€
BA 0	3500-TB11	6,31	3500-RT2	28,15
BA 2	3500-TB8	5,70	3500-RT2	28,15
BA 4	3500-TB5	5,70	3500-RT1	26,07
BA 6	3500-TB3	5,70	3500-RT1	26,07

BSB

BSB

D		€		€
BSB 1/4 - 26	3500-TB9	5,70	3500-RT2	28,15
BSB 5/16 - 26	3500-TB12	6,31	3500-RT2	28,15
BSB 3/8 - 26	3500-TB13	6,31	3500-RT3	34,45
BSB 7/16 - 26	3500-TB14	7,64	3500-RT3	34,45
BSB 1/2 - 26	3500-TB15	7,64	3500-RT3	34,45

SOLID CARBIDE DRILLS FOR HARDENED AND HIGH RESISTANCE STEEL

Ref. BC85

70 HRc

SOLID CARBIDE | TOL D1 h7 | TOL D2 h6 | 140° | 15° "H" | TiAlN | HARDOX 600 | HIGH PERFORMANCE

Recommended for HARDOX 600

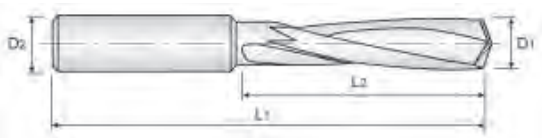

	D1 mm	D2 mm	L1 mm	L2 mm	BC85	
BC850300	3,0	3	46	16		49,79
BC850330	3,3	4	48	18	M4	57,14
BC850340	3,4	4	50	20		57,14
BC850350	3,5	4	50	20		57,14
BC850400	4,0	4	52	22		58,30
BC850420	4,2	6	65	25	M5	82,78
BC850430	4,3	6	68	28		82,78
BC850440	4,4	6	68	28		82,78
BC850450	4,5	6	68	28		82,78
BC850500	5,0	6	72	32	M6	82,78
BC850510	5,1	6	72	32		82,78
BC850520	5,2	6	72	32		82,78
BC850550	5,5	6	75	35		82,78
BC850600	6,0	6	75	35		82,78
BC850650	6,5	8	80	40		102,69
BC850680	6,8	8	85	45	M8	102,69
BC850690	6,9	8	85	45		102,69
BC850700	7,0	8	85	45		102,69
BC850750	7,5	8	85	45		102,69
BC850800	8,0	8	98	50		102,69
BC850850	8,5	10	98	50	M10	156,94
BC850860	8,6	10	105	57		156,94
BC850880	8,8	10	105	57		156,94
BC850900	9,0	10	105	57		156,94
BC850950	9,5	10	105	57		156,94
BC851000	10,0	10	111	63		156,94
BC851020	10,2	12	111	63	M12	203,26
BC851030	10,3	12	111	63		238,49
BC851050	10,5	12	111	63		238,49
BC851080	10,8	12	119	71		238,49
BC851100	11,0	12	119	71		238,49
BC851150	11,5	12	119	71		238,49
BC851200	12,0	12	119	71	M14	238,49
BC851400	14,0	14	125	77	M16	271,01

DRILLING THROUGH BROKEN SCREWS

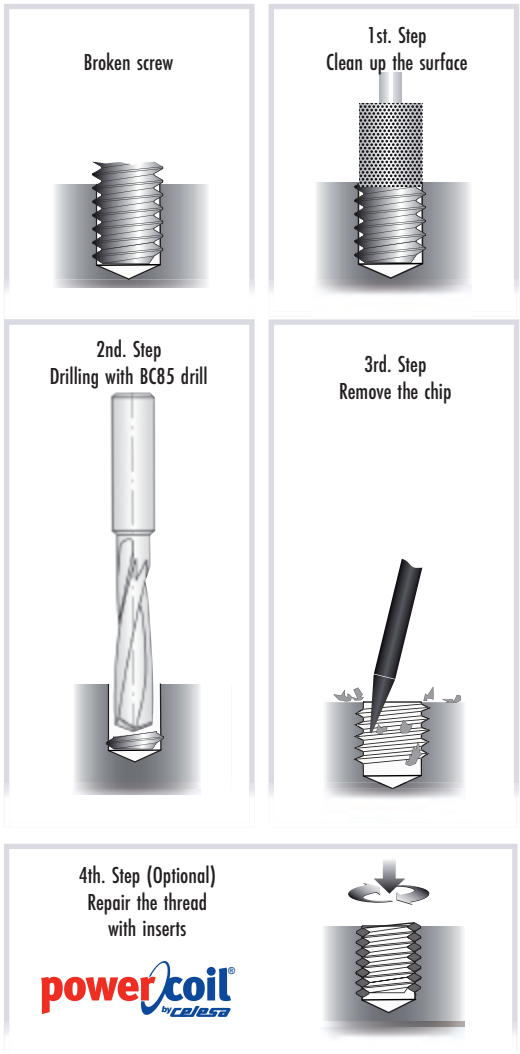

HRc	50-55		55-60		60-70	
VC	14-22 m/min		10-16 m/min		8-13 m/min	
Ø	(R.P.M.)	(mm/min)	(R.P.M.)	(mm/min)	(R.P.M.)	(mm/min)
3	1900	0.04	1330	0.04	1000	0.04
4	1430	0.04	1000	0.04	750	0.04
5	1150	0.04	800	0.04	600	0.04
6	960	0.04	670	0.04	500	0.04
8	720	0.04	500	0.04	370	0.04
10	570	0.04	400	0.04	300	0.04
12	480	0.04	330	0.04	250	0.04
14	438	0.04	282	0.04	210	0.04

VC: Cutting Speed

powercoil by celesa

Pink

FULLY GROUND TWIST DRILLS

HSSCo 5%

DIN 338

135°

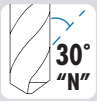

30° "N"

GOLD

120 Kg/mm²

	Ø mm.	Ø "	L1 x L2 mm	€
3520-0210	2.10	-	49x24	2,80
3520-0230	2.30	3/32	53x27	2,80
3520-0240	2.40	-	57x30	2,80
3520-0260	2.60	-	57x30	2,69
3520-0270	2.70	-	61x33	2,69
3520-0290	2.90	-	61x33	2,69
3520-0300	3.00	-	61x33	2,14
3520-0320	3.20	1/8	65x36	2,58
3520-0340	3.40	-	70x39	2,69
3520-0370	3.70	-	70x39	3,24
3520-0380	3.80	-	75x43	3,24
3520-0420	4.20	-	75x43	3,06
3520-0430	4.30	-	80x47	3,24
3520-0440	4.40	11/64	80x47	3,24
3520-0480	4.80	-	86x52	3,60
3520-0490	4.90	-	86x52	3,60
3520-0500	5.00	-	86x52	3,28
3520-0510	5.10	-	86x52	3,94
3520-0520	5.20	13/64	86x52	3,94
3520-0550	5.50	7/32	93x57	4,16
3520-0570	5.70	15/64	93x57	4,92
3520-0620	6.20	-	101x63	5,48
3520-0630	6.30	1/4	101x63	5,48
3520-0660	6.60	-	101x63	6,58
3520-0670	6.70	17/64	101x63	6,58
3520-0690	6.90	-	109x69	6,58
3520-0730	7.30	9/32	109x69	8,38
3520-0760	7.60	-	117x75	10,08
3520-0800	8.00	5/16	117x75	7,25
3520-0820	8.20	-	117x75	9,67
3520-0830	8.30	21/64	117x75	9,67

	Ø mm.	Ø "	L1 x L2 mm	€
3520-0840	8.40	-	117x75	9,67
3520-0880	8.80	-	125x81	12,29
3520-0930	9.30	23/64	125x81	13,61
3520-0940	9.40	3/8	125x81	13,57
3520-0980	9.80	-	133x87	15,95
3520-0990	9.90	25/64	133x87	15,95
3520-1000	10.00	-	133x87	10,96
3520-1010	10.10	-	133x87	18,34
3520-1030	10.30	13/32	133x87	18,38
3520-1040	10.40	-	133x87	18,34
3520-1080	10.80	-	142x94	21,33
3520-1110	11.10	7/16	142x94	24,33
3520-1130	11.30	-	142x94	24,33
3520-1140	11.40	-	142x94	24,33
3520-1150	11.50	29/64	142x94	20,48
3520-1160	11.60	-	142x94	25,14
3520-1230	12.30	-	151x101	29,18
3520-1240	12.40	31/64	151x101	29,18
3520-1250	12.50	-	151x101	26,65
3520-1270	12.70	1/2	151x101	30,37
3520-1280	12.80	-	151x101	30,37
3520-1300	13.00	33/64	151x101	27,24
3520-1325	13.25	-	160x108	37,71
3520-1350	13.50	-	160x108	30,03
3520-1375	13.75	-	160x108	37,71
3520-1425	14.25	9/16	169x114	49,55
3520-1450	14.50	-	169x114	42,12
3520-1475	14.75	-	169x114	49,55
3520-1500	15.00	19/32	169x114	42,75
3520-1525	15.25	-	178x120	68,36

FULLY GROUND REDUCED SHANK TWIST DRILLS

HSSCo 5%

DIN 338

12,70

135°

30° "N"

GOLD

120 Kg/mm²

	Ø mm.	Ø "	L1 x L2 mm	€
3520-1550	15.50	39/64	178x120	63,88
3520-1650	16.50	-	184x125	75,04
3520-1675	16.75	-	184x125	100,58
3520-1700	17.00	-	184x125	75,53
3520-1750	17.50	-	191x130	83,13
3520-1850	18.50	23/32	198x135	101,65
3520-1875	18.75	-	198x135	127,45
3520-1900	19.00	3/4	198x135	100,77
3520-1950	19.50	49/64	205x140	111,65
3520-2000	20.00	-	205x240	119,63
3520-2050	20.50	13/16	205x140	142,41

MORSE TAPER SHANK DRILLS

HSS

DIN 345

118°

30° "N"

OX

70 Kg/mm²

	Ø mm.	Ø "	L1 x L2 mm	€
3520-2075	20.75	-	243x145	77,14
3520-2100	21.00	-	243x145	73,72
3520-2150	21.50	27/32	248x150	73,72
3520-2250	22.50	57/64	253x155	80,82
3520-2275	22.75	-	253x155	93,17
3520-2300	23.00	29/32	253x155	80,64
3520-2325	23.25	-	276x155	102,72
3520-2350	23.50	-	276x155	89,49
3520-2450	24.50	31/32	281x160	97,46
3520-2500	25.00	-	281x160	97,06
3520-2575	25.75	1.1/64	286x165	121,91
3520-2600	26.00	-	286x165	105,62
3520-2625	26.25	-	286x165	132,02
3520-2650	26.50	-	286x165	114,33
3520-2700	27.00	1.1/16	291x170	114,44
3520-2750	27.50	1.5/64	291x170	122,42
3520-2800	28.00	1.3/32	291x170	122,79
3520-2850	28.50	1.1/8	296x175	131,24
3520-2950	29.50	1.5/32	296x175	144,50
3520-3000	30.00	1.11/64	296x175	144,62
3520-3050	30.50	1.3/16	301x180	161,34
3520-3100	31.00	1.7/32	301x180	161,48
3520-3200	32.00	1.1/4	334x185	170,12
3520-3250	32.50	1.9/32	334x185	195,41
3520-3300	33.00	1.19/64	334x185	194,23
3520-3325	33.25	-	334x185	239,58
3520-3350	33.50	1.5/16	334x185	211,90
3520-3375	33.75	-	339x190	240,86
3520-3400	34.00	1.21/64	339x190	211,24
3520-3500	35.00	1.3/8	339x190	231,86
3520-3550	35.50	1.13/32	339x190	247,52
3520-3600	36.00	-	344x195	248,14
3520-3650	36.50	-	344x195	262,44
3520-3700	37.00	1.29/64	344x195	262,07
3520-3800	38.00	1.1/2	349x200	275,26
3520-3850	38.50	-	349x200	292,90
3520-3900	39.00	1.17/32	349x200	293,16
3520-3950	39.50	1.35/64	349x200	310,46
3520-3975	39.75	-	349x200	344,90
3520-4000	40.00	1.9/16	349x200	310,07
3520-4100	41.00	1.5/8	354x205	325,43
3520-4250	42.50	1.43/64	354x205	362,76
3520-4300	43.00	1.11/16	359x210	362,80
3520-4450	44.50	1.3/8	359x210	397,50
3520-4600	46.00	-	364x215	411,61
3520-4750	47.50	1.7/8	364x215	444,64
3520-4850	48.50	1.29/32	369x220	462,28
3520-5100	51.00	2	412x225	562,76

TECHNICAL INFORMATION FOR FREE RUNNING INSERTS

M/MF	
A	Minor Diameter
B	Major Diameter
C	Pitch Diameter of Tapped Hole (Class 5H)
D	Pitch Diameter of Installed Insert (Class 4H)
E	Installed Insert Internal Diameter - min.
FC	Free Coil Diameter of Uninstalled Insert
S	Drilling Length - minimum
T	Tapping Length - minimum
Q	Nominal Length
NC	Number of Coils in Uninstalled Insert counted 90º from tang.

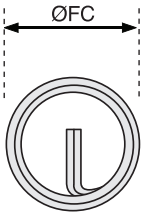

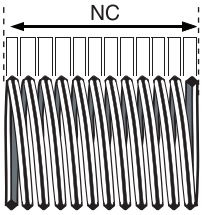

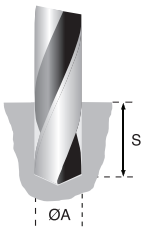

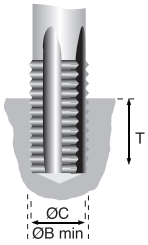

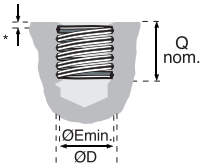

SIZE M/MF	Drill mm	Drill "	A max/min mm	FC min/max mm	NC max/min 1.0D	1.5D	2.0D	2.5D	3.0D
M2 X 0.40	2.10	#45	2.177/2.087	2.49/2.70	3.30/3.00	5.70/5.20	8.10/7.40	10.50/9.60	13.00/11.80
M2.2 X 0.45	2.30	3/32	2.397/2.297	2.76/3.00	3.20/2.90	5.50/5.00	7.90/7.10	10.30/9.30	12.60/11.40
M2.5 X 0.45	2.60	#37	2.697/2.597	3.05/3.70	3.80/3.10	6.50/5.20	9.20/7.40	11.90/9.50	14.60/11.70
M3 X 0.50	3.20	1/8	3.220/3.108	3.61/4.35	4.30/3.40	7.20/5.80	10.10/8.20	13.10/10.50	16.00/12.90
M3.5 X 0.60	3.70	#27	3.755/3.630	4.24/4.95	4.10/3.40	7.00/5.80	9.80/8.20	12.60/10.50	15.50/12.90
M4 x 0.70	4.20	-	4.292/4.152	4.86/5.60	4.00/3.40	6.80/5.70	9.60/8.10	12.30/10.50	15.10/12.80
M5 X 0.80	5.20	13/64	5.333/5.173	5.98/6.80	4.50/3.90	7.60/6.50	10.60/9.20	13.70/11.80	16.70/14.40
M6 X 1.00	6.30	1/4	6.406/6.216	7.23/7.95	4.30/3.80	7.20/6.40	10.10/9.10	13.10/11.70	16.00/14.30
M7 X 1.00	7.30	9/32	7.406/7.216	8.22/9.20	5.30/4.60	8.70/7.70	12.10/10.70	15.60/13.70	19.00/16.70
M8 X 1.25	8.30	21/64	8.483/8.271	9.53/10.35	4.70/4.20	7.80/7.10	10.90/9.90	14.10/12.80	17.20/15.60
M8 X 1.00	8.30	21/64	8.406/8.216	9.39/10.25	6.10/5.60	10.00/9.10	13.80/12.50	17.70/16.00	21.50/19.50
M9 X 1.25	9.40	3/8	9.483/9.271	10.52/11.16	5.50/5.10	9.00/8.40	12.50/11.70	16.10/15.00	19.60/18.30
M9 x 1.00	9.30	23/64	9.406/9.216	10.40/11.23	7.10/6.50	11.50/10.50	15.80/14.50	20.20/18.50	24.50/22.50
M10 X 1.50	10.40	-	10.561/10.325	11.83/12.50	4.90/4.60	8.20/7.70	11.50/10.80	14.70/13.80	18.00/16.90
M10 X 1.25	10.30	13/32	10.483/10.271	11.74/12.65	6.10/5.60	10.00/9.20	13.80/12.70	17.70/16.30	21.50/19.80
M10 x 1.00	10.30	13/32	10.406/10.216	11.41/12.50	8.10/7.30	12.90/11.70	17.80/16.10	22.60/20.50	27.50/24.90
M11 X 1.50	11.40	-	11.561/11.325	12.82/13.59	5.60/5.20	9.20/8.60	12.80/12.00	16.40/15.40	20.00/18.70
M11 X 1.25	11.30	-	11.483/11.271	12.75/13.76	6.90/6.40	11.20/10.30	15.40/14.20	19.70/18.10	23.90/22.00
M11 X 1.00	11.30	-	11.406/11.216	12.42/13.41	9.10/8.40	14.40/13.30	19.80/18.20	25.10/23.10	30.40/28.00
M12 X 1.75	12.50	-	12.644/12.379	14.13/15.00	5.10/4.80	8.50/7.90	11.90/11.10	15.20/14.20	18.60/17.30
M12 X 1.50	12.40	31/64	12.561/12.325	14.09/15.20	6.10/5.60	10.00/9.20	13.80/12.70	17.70/16.20	21.50/19.80
M12 X 1.25	12.30	-	12.483/12.271	13.76/15.00	7.70/7.00	12.40/11.20	17.00/15.50	21.60/19.70	26.30/23.90
M12 X 1.00	12.30	-	12.406/12.216	13.43/14.49	10.10/9.30	15.90/14.70	21.70/20.00	27.60/25.40	33.40/30.80
M13 X 1.75	13.50	-	13.644/13.379	15.12/16.04	5.70/5.30	9.40/8.70	13.00/12.20	16.70/15.60	20.30/19.00
M13 X 1.50	13.25	-	13.561/13.325	15.10/16.29	6.80/6.20	11.00/10.10	15.20/13.90	19.30/17.80	23.50/21.60
M13 X 1.25	13.25	-	13.483/13.271	14.77/15.94	8.50/7.80	13.50/12.50	18.60/17.10	23.60/21.70	28.70/26.40
M14 X 2.00	14.50	-	14.733/14.433	16.43/17.35	5.30/5.00	8.70/8.20	12.10/11.40	15.60/14.60	19.00/17.90
M14 X 1.50	14.50	-	14.561/14.325	16.11/17.25	7.50/6.90	12.00/11.10	16.50/15.30	21.00/19.40	25.50/23.60
M14 X 1.25	14.25	9/16	14.483/14.271	15.78/17.03	9.30/8.60	14.70/13.60	20.20/18.60	25.60/23.60	31.00/28.60
M14 X 1.00	14.25	9/16	14.406/14.216	15.45/16.68	12.10/11.10	18.90/17.40	25.70/23.70	32.50/30.00	39.30/36.20
M15 X 2.00	15.50	39/64	15.733/15.433	17.42/18.48	5.80/5.40	9.50/8.80	13.10/12.30	16.80/15.70	20.50/19.20
M15 X 1.50	15.25	-	15.561/15.325	17.12/18.47	8.10/7.50	12.90/11.90	17.80/16.40	22.60/20.80	27.50/25.30
M16 X 2.00	16.50	-	16.733/16.433	18.41/19.60	6.30/5.90	10.20/9.50	14.20/13.20	18.10/16.90	22.00/20.50
M16 X 1.50	16.50	-	16.561/16.325	18.13/19.60	8.80/8.00	13.90/12.80	19.10/17.50	24.30/22.30	29.40/27.00
M18 X 2.50	19.00	3/4	18.896/18.541	21.04/22.00	5.50/5.20	9.00/8.60	12.50/11.90	16.10/15.30	19.60/18.60
M18 X 2.00	18.50	23/32	18.733/18.433	20.80/21.85	7.10/6.70	11.50/10.90	15.80/15.00	20.20/19.10	24.50/23.20
M18 X 1.50	18.50	23/32	18.561/18.325	20.15/21.75	10.10/9.30	15.90/14.60	21.70/20.00	27.60/25.40	33.40/30.70
M20 X 2.50	20.75	-	20.896/20.541	23.02/24.40	6.30/5.90	10.20/9.60	14.20/13.30	18.10/16.90	22.00/20.60
M20 X 2.00	20.50	13/16	20.733/20.433	22.82/24.05	8.10/7.70	12.90/12.20	17.80/16.80	22.60/21.40	27.50/25.90
M20 X 1.50	20.50	13/16	20.561/20.325	22.17/24.00	11.40/10.50	17.90/16.40	24.40/22.40	30.90/28.30	37.40/34.30
M22 X 2.50	22.75	-	22.896/22.541	25.00/26.90	7.10/6.50	11.40/10.50	15.80/14.50	20.10/18.50	24.50/22.50
M22 X 2.00	22.50	57/64	22.733/22.433	24.84/26.50	9.10/8.50	14.40/13.40	19.80/18.40	25.10/23.40	30.40/28.40
M22 X 1.50	22.50	57/64	22.561/22.325	24.19/26.45	12.70/11.60	19.90/18.10	27.00/24.60	34.20/31.10	41.30/37.60
M24 X 3.00	25.00	-	25.050/24.650	27.62/29.00	6.30/5.90	10.20/9.70	14.20/13.40	18.10/17.10	22.00/20.90
M24 X 2.00	24.50	31/32	24.733/24.433	26.86/29.10	10.10/9.20	15.90/14.60	21.70/19.90	27.60/25.30	33.40/30.60
M24 X 1.50	24.50	31/32	24.561/24.325	26.21/28.28	14.00/12.90	21.80/20.10	29.70/27.30	37.50/34.50	45.30/41.70
M26 X 1.50	26.50	-	26.561/26.325	28.23/30.46	15.40/14.20	23.80/22.00	32.30/29.80	40.80/37.60	49.20/45.40
M27 X 3.00	28.00	1.3/32	28.050/27.650	30.59/32.40	7.30/6.80	11.70/11.00	16.20/15.20	20.60/19.30	25.10/23.50
M27 X 2.00	27.50	1.5/64	27.733/27.433	29.89/32.30	11.60/10.60	18.10/16.70	24.70/22.70	31.30/28.80	37.90/34.80
M30 X 3.50	31.00	1.7/32	31.208/30.758	34.20/35.81	6.90/6.50	11.10/10.50	15.30/14.50	19.50/18.60	23.80/22.60
M30 X 3.00	31.00	1.7/32	31.050/30.650	34.24/36.10	8.10/7.60	12.90/12.20	17.80/16.80	22.60/21.30	27.50/25.90
M30 X 2.00	30.50	1.3/16	30.733/30.433	32.92/35.70	13.00/12.00	20.40/18.70	27.70/25.40	35.00/32.10	42.30/38.80
M33 X 3.50	34.00	1.21/64	34.208/33.758	37.17/38.80	7.70/7.40	12.40/11.80	17.00/16.20	21.70/20.70	26.40/25.10
M33 X 3.00	33.50	1.5/16	34.050/33.650	37.27/39.50	9.10/8.50	14.40/13.50	19.80/18.50	25.10/23.60	30.40/28.60
M33 X 2.00	33.50	1.5/16	33.733/33.433	35.95/39.20	14.50/13.30	22.60/20.60	30.60/28.00	38.70/35.30	46.80/42.70
M36 X 4.00	37.00	1.29/64	37.341/36.866	40.78/42.67	7.30/6.90	11.70/11.20	16.20/15.40	20.60/19.60	25.10/23.80
M36 X 3.00	37.00	1.29/64	37.050/36.650	40.30/42.70	10.10/9.50	15.90/14.90	21.70/20.40	27.60/25.90	33.40/31.40
M39 X 4.00	40.00	1.9/16	40.341/39.866	43.75/45.75	8.00/7.70	12.90/12.20	17.70/16.80	22.50/21.40	27.30/26.00
M42 X 4.50	43.00	1.11/16	43.505/42.975	47.37/49.00	7.60/7.30	12.20/11.80	16.80/16.20	21.50/20.70	26.10/25.10
M42 X 3.00	42.50	1.43/64	43.050/42.650	46.36/49.00	12.10/11.40	18.90/17.80	25.70/24.20	32.50/30.60	39.30/37.10

TECHNICAL INFORMATION FOR FREE RUNNING INSERTS

B	C (5H)	D (4H)	C (6H)	D (5H)	E	S					T					Q				
mm	mm	mm	mm	mm	mm	1.0D	1.5D	2.0D	2.5D	3.0D	1.0D	1.5D	2.0D	2.5D	3.0D	1.0D	1.5D	2.0D	2.5D	3.0D
2.520	2.296/2.260	1.796/1.740	2.311/2.260	1.811/1.740	1.567	3.80	4.80	5.80	6.80	7.80	3.40	4.40	5.40	6.40	7.40	2.00	3.00	4.00	5.00	6.00
2.785	2.532/2.492	1.968/1.908	2.547/2.492	1.983/1.908	1.713	4.23	5.33	6.43	7.53	8.63	3.78	4.88	5.98	7.08	8.18	2.20	3.30	4.40	5.50	6.60
3.085	2.832/2.792	2.268/2.208	2.847/2.792	2.283/2.208	2.013	4.53	5.78	7.03	8.28	9.53	4.08	5.33	6.58	7.83	9.08	2.50	3.75	5.00	6.25	7.50
3.650	3.367/3.325	2.738/2.675	3.384/3.325	2.755/2.675	2.459	5.25	6.75	8.25	9.75	11.25	4.75	6.25	7.75	9.25	10.75	3.00	4.50	6.00	7.50	9.00
4.279	3.940/3.890	3.181/3.110	3.959/3.890	3.200/3.110	2.850	6.20	7.95	9.70	11.45	13.20	5.60	7.35	9.10	10.85	12.60	3.50	5.25	7.00	8.75	10.50
4.909	4.509/4.455	3.620/3.545	4.529/4.455	3.640/3.545	3.242	7.15	9.15	11.15	13.15	15.15	6.45	8.45	10.45	12.45	14.45	4.00	6.00	8.00	10.00	12.00
6.039	5.577/5.520	4.560/4.480	5.597/5.520	4.580/4.480	4.134	8.60	11.10	13.60	16.10	18.60	7.80	10.30	12.80	15.30	17.80	5.00	7.50	10.00	12.50	15.00
7.299	6.719/6.650	5.445/5.350	6.742/6.650	5.468/5.350	4.917	10.50	13.50	16.50	19.50	22.50	9.50	12.50	15.50	18.50	21.50	6.00	9.00	12.00	15.00	18.00
8.299	7.719/7.650	6.445/6.350	7.742/7.650	6.468/6.350	5.917	11.50	15.00	18.50	22.00	25.50	10.50	14.00	17.50	21.00	24.50	7.00	10.50	14.00	17.50	21.00
9.624	8.886/8.812	7.288/7.188	8.912/8.812	7.313/ 7.188	6.647	13.63	17.63	21.63	25.63	29.63	12.38	16.38	20.38	24.38	28.38	8.00	12.00	16.00	20.00	24.00
9.299	8.719/8.650	7.445/7.350	8.742/8.650	7.468/7.350	6.917	12.50	16.50	20.50	24.50	28.50	11.50	15.50	19.50	23.50	27.50	8.00	12.00	16.00	20.00	24.00
10.624	9.886/9.812	8.288/8.188	9.912/9.812	8.313/8.188	7.647	14.63	19.13	23.63	28.13	32.63	13.38	17.88	22.38	26.88	31.38	9.00	13.50	18.00	22.50	27.00
10.299	9.719/9.650	8.445/8.350	9.742/9.650	8.468/8.350	7.917	13.50	18.00	22.50	27.00	31.50	12.50	17.00	21.50	26.00	30.50	9.00	13.50	18.00	22.50	27.00
11.949	11.061/10.974	9.138/9.026	11.089/10.974	9.166/9.026	8.376	16.75	21.75	26.75	31.75	36.75	15.25	20.25	25.25	30.25	35.25	10.00	15.00	20.00	25.00	30.00
11.624	10.886/10.812	9.288/9.188	10.912/10.812	9.313/9.188	8.647	15.63	20.63	25.63	30.63	35.63	14.38	19.38	24.38	29.38	34.38	10.00	15.00	20.00	25.00	30.00
11.299	10.724/10.650	9.445/9.350	10.742/10.650	9.468/9.350	8.917	14.50	19.50	24.50	29.50	34.50	13.50	18.50	23.50	28.50	33.50	10.00	15.00	20.00	25.00	30.00
12.949	12.061/11.974	10.138/10.026	12.089/11.974	10.166/10.026	9.376	17.75	23.25	28.75	34.25	39.75	16.25	21.75	27.25	32.75	38.25	11.00	16.50	22.00	27.50	33.00
12.624	11.898/11.812	10.300/10.188	11.926/11.812	10.328/10.188	9.647	16.63	22.13	27.63	33.13	38.63	15.38	20.88	26.38	31.88	37.38	11.00	16.50	22.00	27.50	33.00
12.299	11.724/11.650	10.445/10.350	11.742/11.650	10.468/10.350	9.917	15.50	21.00	26.50	32.00	37.50	14.50	20.00	25.50	31.00	36.50	11.00	16.50	22.00	27.50	33.00
14.273	13.236/13.137	10.988/10.863	13.271/13.137	11.023/10.863	10.106	19.88	25.88	31.88	37.88	43.88	18.13	24.13	30.13	36.13	42.13	12.00	18.00	24.00	30.00	36.00
13.949	13.067/12.974	11.144/11.026	13.099/12.974	11.176/11.026	10.376	18.75	24.75	30.75	36.75	42.75	17.25	23.25	29.25	35.25	41.25	12.00	18.00	24.00	30.00	36.00
13.624	12.898/12.812	11.300/11.188	12.926/12.812	11.328/11.188	10.647	17.63	23.63	29.63	35.63	41.63	16.38	22.38	28.38	34.38	40.38	12.00	18.00	24.00	30.00	36.00
13.299	12.724/12.649	11.450/11.350	12.749 /12.649	11.475/11.350	10.917	16.50	22.50	28.50	34.50	40.50	15.50	21.50	27.50	33.50	39.50	12.00	18.00	24.00	30.00	36.00
15.273	14.236/14.137	11.988/11.863	14.271/14.137	12.023/11.863	11.106	20.88	27.38	33.88	40.38	46.88	19.13	25.63	32.13	38.63	45.13	13.00	19.50	26.00	32.50	39.00
14.949	14.067/13.974	12.144/12.026	14.099/13.974	12.176/12.026	11.376	19.75	26.25	32.75	39.25	45.75	18.25	24.75	31.25	37.75	44.25	13.00	19.50	26.00	32.50	39.00
14.624	13.898/13.812	12.300/12.188	13.926/13.812	12.328/12.188	11.647	18.63	25.13	31.63	38.13	44.63	17.38	23.88	30.38	36.88	43.38	13.00	19.50	26.00	32.50	39.00
16.598	15.406/15.299	12.833/12.701	15.444/15.299	12.871/12.701	11.835	23.00	30.00	37.00	44.00	51.00	21.00	28.00	35.00	42.00	49.00	14.00	21.00	28.00	35.00	42.00
15.949	15.067/14.974	13.144/13.026	15.099/14.974	13.176/13.026	12.376	20.75	27.75	34.75	41.75	48.75	19.25	26.25	33.25	40.25	47.25	14.00	21.00	28.00	35.00	42.00
15.624	14.898/14.812	13.300/13.188	14.926/14.812	13.328/13.188	12.674	19.63	26.63	33.63	40.63	47.63	18.38	25.38	32.38	39.38	46.38	14.00	21.00	28.00	35.00	42.00
15.299	14.724/14.649	13.450/13.350	14.749 /14.649	13.475/13.350	12.917	18.50	25.50	32.50	39.50	46.50	17.50	24.50	31.50	38.50	45.50	14.00	21.00	28.00	35.00	42.00
17.598	16.406/16.299	13.833/13.701	16.444/16.299	13.871/13.701	12.835	24.00	31.50	39.00	46.50	54.00	22.00	29.50	37.00	44.50	52.00	15.00	22.50	30.00	37.50	45.00
16.949	16.067/15.974	14.144/14.026	16.099/15.974	14.176/14.026	13.376	21.75	29.25	36.75	44.25	51.75	20.25	27.75	35.25	42.75	50.25	15.00	22.50	30.00	37.50	45.00
18.598	17.406/17.299	14.833/14.701	17.444/17.299	14.871/14.701	13.835	25.00	33.00	41.00	49.00	57.00	23.00	31.00	39.00	47.00	55.00	16.00	24.00	32.00	40.00	48.00
17.949	17.067/16.974	15.144/15.026	17.099/16.974	15.176/15.026	14.376	22.75	30.75	38.75	46.75	54.75	21.25	29.25	37.25	45.25	53.25	16.00	24.00	32.00	40.00	48.00
21.248	19.738/19.624	16.516/16.376	19.778/19.624	16.556/16.376	15.294	29.25	38.25	47.25	56.25	65.25	26.75	35.75	44.75	53.75	62.75	18.00	27.00	36.00	45.00	54.00
20.598	19.406/19.299	16.833/16.701	19.444/19.299	16.871/16.701	15.835	27.00	36.00	45.00	54.00	63.00	25.00	34.00	43.00	52.00	61.00	18.00	27.00	36.00	45.00	54.00
19.949	19.067/18.974	17.144/17.026	19.099/18.974	17.176/17.026	16.376	24.75	33.75	42.75	51.75	60.75	23.25	32.25	41.25	50.25	59.25	18.00	27.00	36.00	45.00	54.00
23.248	21.738/21.624	18.516/18.376	21.778/21.624	18.556/18.376	17.294	31.25	41.25	51.25	61.25	71.25	28.75	38.75	48.75	58.75	68.75	20.00	30.00	40.00	50.00	60.00
22.598	21.406/21.299	18.833/18.701	21.444/21.299	18.871/18.701	17.835	29.00	39.00	49.00	59.00	69.00	27.00	37.00	47.00	57.00	67.00	20.00	30.00	40.00	50.00	60.00
21.949	21.067/20.974	19.144/19.026	21.099/20.974	19.176/19.026	18.376	26.75	36.75	46.75	56.75	66.75	25.25	35.25	45.25	55.25	65.25	20.00	30.00	40.00	50.00	60.00
25.248	23.738/23.624	20.516/20.376	23.778/23.624	20.556/20.376	19.294	33.25	44.25	55.25	66.25	77.25	30.75	41.75	52.75	63.75	74.75	22.00	33.00	44.00	55.00	66.00
24.598	23.406/23.299	20.833/20.701	23.444/23.299	20.871/20.701	19.835	31.00	42.00	53.00	64.00	75.00	29.00	40.00	51.00	62.00	73.00	22.00	33.00	44.00	55.00	66.00
23.949	23.067/22.974	21.144/21.026	23.099/22.974	21.176/21.026	20.376	28.75	39.75	50.75	61.75	72.75	27.25	38.25	49.25	60.25	71.25	22.00	33.00	44.00	55.00	66.00
27.897	26.093/25.948	22.221/22.051	26.135/25.948	22.263/22.051	20.752	37.50	49.50	61.50	73.50	85.50	34.50	46.50	58.50	70.50	82.50	24.00	36.00	48.00	60.00	72.00
26.598	25.414/25.299	22.841/22.701	25.454/25.299	22.881/22.701	21.835	33.00	45.00	57.00	69.00	81.00	31.00	43.00	55.00	67.00	79.00	24.00	36.00	48.00	60.00	72.00
25.949	25.044/24.975	23.121/23.026	25.135/24.975	23.186/23.026	22.376	30.75	42.75	54.75	66.75	78.75	29.25	41.25	53.25	65.25	77.25	24.00	36.00	48.00	60.00	72.00
27.949	27.044/26.975	25.121/25.026	27.135/26.975	25.186/25.026	24.376	32.75	45.75	58.75	71.75	84.75	31.25	44.25	57.25	70.25	83.25	26.00	39.00	52.00	65.00	78.00
30.897	29.093/28.948	25.221/25.051	29.135/28.498	25.263/25.051	23.752	40.50	54.00	67.50	81.00	94.50	37.50	51.00	64.50	78.00	91.50	27.00	40.50	54.00	67.50	81.00
29.598	28.414/28.299	25.841/25.701	28.454/28.299	25.881/25.701	24.835	36.00	49.50	63.00	76.50	90.00	34.00	47.50	61.00	74.50	88.00	27.00	40.50	54.00	67.50	81.00
34.547	32.428/32.273	27.907/27.727	32.472/32.273	27.951/27.727	26.211	45.75	60.75	75.75	90.75	105.75	42.25	57.25	72.25	87.25	102.25	30.00	45.00	60.00	75.00	90.00
33.897	32.093/31.948	28.221/28.051	32.135/31.948	28.263/28.051	26.752	43.50	58.50	73.50	88.50	103.50	40.50	55.50	70.50	85.50	100.50	30.00	45.00	60.00	75.00	90.00
32.598	31.414/31.299	28.841/28.701	31.454/31.299	28.881/28.701	27.835	39.00	54.00	69.00	84.00	99.00	37.00	52.00	67.00	82.00	97.00	30.00	45.00	60.00	75.00	90.00
37.547	35.428/35.273	30.907/30.727	35.472/35.273	30.951/30.727	29.211	48.75	65.25	81.75	98.25	114.75	45.25	61.75	78.25	94.75	111.25	33.00	49.50	66.00	82.50	99.00
36.897	35.093/34.948	31.221/31.051	35.135/34.948	31.263/31.051	29.752	46.50	63.00	79.50	96.00	112.50	43.50	60.00	76.50	93.00	109.50	33.00	49.50	66.00	82.50	99.00
35.598	34.414/34.299	31.841/31.701	34.454/34.299	31.881/31.701	30.835	42.00	58.50	75.00	91.50	108.00	40.00	56.50	73.00	89.50	106.00	33.00	49.50	66.00	82.50	99.00
41.196	38.763/38.598	33.592/33.402	38.809/38.598	33.638/33.402	31.670	54.00	72.00	90.00	108.00	126.00	50.00	68.00	86.00	104.00	122.00	36.00	54.00	72.00	90.00	108.00
39.897	38.093/37.948	34.221/34.051	38.135/37.948	34.263/34.051	32.752	49.50	67.50	85.50	103.50	121.50	46.50	64.50	82.50	100.50	118.50	36.00	54.00	72.00	90.00	108.00
44.196	41.763/41.598	36.592/36.402	41.809/41.598	36.638/36.402	34.670	57.00	76.50	96.00	115.50	135.00	53.00	72.50	92.00	111.50	131.00	39.00	58.50	78.00	97.50	117.00
47.846	45.098/44.923	39.277/39.077	45.147/44.923	39.327/39.077	37.129	62.25	83.25	104.25	125.25	146.25	57.75	78.75	99.75	120.75	141.75	42.00	63.00	84.00	105.00	126.00
45.897	44.093/43.948	40.221/40.051	44.135/43.948	40.263/40.051	38.752	55.50	76.50	97.50	118.50	139.50	52.50	73.50	94.50	115.50	136.50	42.00	63.00	84.00	105.00	126.00

TECHNICAL INFORMATION FOR FREE RUNNING INSERTS

UNF/UNC BSF	
A	Minor Diameter
B	Major Diameter
C	Pitch Diameter of Tapped Hole (Class 5H)
D	Pitch Diameter of Installed Insert (Class 4H)
E	Installed Insert Internal Diameter - min.
FC	Free Coil Diameter of Uninstalled Insert
S	Drilling Length - minimum
T	Tapping Length - minimum
Q	Nominal Length
NC	Number of Coils in Uninstalled Insert counted 90º from tang.

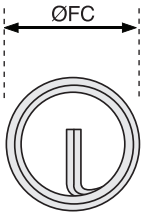

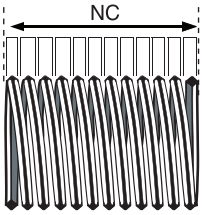

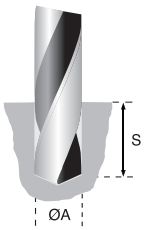

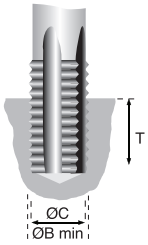

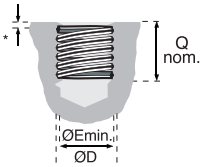

SIZE UNF	Drill mm	Drill "	A max/min mm	FC min/max mm	NC max/min 1.0D	1.5D	2.0D	2.5D	3.0D
No 2 - 64	2.30	3/32	2.36/2.27	2.79/3.05	3.70/3.40	6.30/5.80	8.90/8.20	11.60/10.50	14.20/12.90
No 3 - 56	2.70	#37	2.71/2.61	3.05/3.81	3.70/3.10	6.40/5.20	9.00/7.40	11.60/9.60	14.30/11.80
No 4 - 48	3.00	#31	3.07/2.96	3.56/4.06	3.70/3.20	6.40/5.40	9.00/7.60	11.60/9.80	14.20/12.10
No 5 - 44	3.40	#30	3.41/3.3	4.06/4.32	3.70/3.40	6.30/5.80	8.90/8.20	11.50/10.60	14.20/13.00
No 6 - 40	3.70	#27	3.75/3.64	4.32/4.83	3.70/3.20	6.30/5.50	9.00/7.80	11.60/10.10	14.20/12.40
No 8 - 36	4.40	11/64	4.43/4.32	5.08/5.59	4.10/3.60	6.90/6.10	9.70/8.60	12.50/11.10	15.30/13.60
No 10 - 32	5.10	-	5.12/5	5.84/6.6	4.30/3.80	7.20/6.40	10.10/9.00	13.00/11.60	15.90/14.20
1/4 X 28	6.60	-	6.72/6.55	7.62/8.38	5.20/4.70	8.50/7.70	11.90/10.80	15.20/13.80	18.60/16.90
5/16 X 24	8.20	-	8.35/8.17	9.4/10.16	5.60/5.10	9.20/8.50	12.80/11.70	16.40/15.00	20.00/18.30
3/8 X 24	9.80	-	9.93/9.75	10.92/11.94	7.10/6.50	11.40/10.50	15.80/14.50	20.10/18.50	24.50/22.50
7/16 X 20	11.50	29/64	11.58/11.39	12.95/13.97	6.90/6.30	11.10/10.20	15.30/14.00	19.50/17.90	23.70/21.70
1/2 X 20	13.00	33/64	13.16/12.97	14.48/15.75	8.10/7.40	12.90/11.90	17.80/16.30	22.60/20.80	27.50/25.20
9/16 X 18	14.75	-	14.79/14.59	16.26/17.53	8.30/7.60	13.30/12.20	18.20/16.80	23.10/21.30	28.10/25.90
5/8 X 18	16.50	-	16.38/16.18	17.78/19.3	9.40/8.70	14.90/13.80	20.50/18.90	26.00/24.00	31.50/29.10
3/4 X 16	19.50	49/64	19.6/19.39	21.34/22.86	10.10/9.30	15.90/14.70	21.70/20.10	27.60/25.50	33.40/30.90
7/8 X 14	22.50	57/64	22.84/22.62	24.89/26.67	10.30/9.60	16.30/15.10	22.20/20.60	28.20/26.10	34.20/31.60
1 X 12	26.00	-	26.11/25.86	28.45/30.48	10.10/9.40	16.00/14.80	21.80/20.30	27.70/25.70	33.50/31.10
1 X 14	26.00	-	26.02/25.79	27.94/30.23	12.10/11.20	18.90/17.50	25.70/23.80	32.50/30.10	39.40/36.40
1-1/8 X 12	29.50	1.5/32	29.32/29.03	31.75/33.78	11.60/10.80	18.20/16.90	24.80/23.00	31.40/29.20	38.00/35.30
1-1/4 X 12	32.50	1.9/32	32.49/32.21	34.8/37.34	13.10/12.20	20.40/19.00	27.80/25.80	35.10/32.70	42.50/39.50
1-3/8 X 12	35.50	1.13/32	35.67/35.38	38.1/40.89	14.60/13.50	22.70/21.00	30.80/28.50	38.80/36.00	46.90/43.50
1-1/2 X 12	38.50	-	38.84/38.56	41.15/44.45	16.10/14.90	24.90/23.10	33.70/31.30	42.60/39.50	51.40/47.70
UNC									
No 2 - 56	2.40	#41	2.39/2.28	2.79/3.05	3.10/2.80	5.40/4.80	7.80/6.90	10.10/9.00	12.50/11.10
No 3 - 48	2.70	#37	2.74/2.63	3.05/3.56	3.20/2.80	5.50/4.90	7.90/7.00	10.30/9.00	12.70/11.20
No 4 - 40	3.00	#31	3.11/2.98	3.56/4.06	2.80/2.40	4.90/4.30	7.10/6.20	9.20/8.10	11.40/10.00
No 5 - 40	3.40	#30	3.44/3.31	4.06/4.32	3.30/2.90	5.70/5.00	8.10/7.20	10.50/9.30	13.00/11.50
No 6 - 32	3.70	#27	3.82/3.68	4.57/4.83	2.70/2.40	4.80/4.30	7.00/6.20	9.10/8.20	11.20/10.10
No 8 - 32	4.40	11/64	4.47/4.34	5.08/5.59	3.50/3.20	6.10/5.50	8.60/7.80	11.20/10.10	13.70/12.40
No 10 - 24	5.10	-	5.21/5.05	6.1/6.6	2.80/2.60	5.00/4.60	7.20/6.70	9.40/8.70	11.60/10.70
No 12 - 24	5.70	15/64	5.86/5.72	6.86/7.11	3.50/3.20	6.00/5.60	8.50/7.90	11.00/10.30	13.50/12.60
1/4 X 20	6.70	17/64	6.87/6.62	7.87/8.38	3.30/3.10	5.70/5.30	8.10/7.60	10.50/9.90	13.00/12.10
5/16 X 18	8.30	21/64	8.49/8.24	9.65/10.16	3.90/3.70	6.70/6.30	9.50/8.90	12.20/11.50	15.00/14.10
3/8 X 16	9.90	25/64	10.12/9.87	11.43/11.94	4.30/4.10	7.20/6.80	10.10/9.60	13.10/12.40	16.00/15.20
7/16 X 14	11.60	-	11.78/11.51	13.21/13.97	4.40/4.10	7.40/7.00	10.40/9.80	13.40/12.60	16.30/15.50
1/2 X 13	13.00	33/64	13.4/13.12	14.99/15.75	4.80/4.50	8.00/7.50	11.10/10.60	14.30/13.60	17.50/16.60
9/16 X 12	15.00	19/32	15.03/14.74	16.76/17.53	5.00/4.80	8.40/7.90	11.70/11.10	15.00/14.20	18.30/17.40
5/8 X 11	16.50	-	16.68/16.38	18.8/19.56	5.10/4.90	8.50/8.10	11.90/11.30	15.20/14.50	18.60/17.70
3/4 X 10	20.00	-	19.91/19.6	22.1/23.11	5.80/5.50	9.50/9.00	13.10/12.60	16.80/16.10	20.50/19.60
7/8 X 9	23.00	29/32	23.17/22.84	25.65/26.67	6.20/5.90	10.00/9.60	13.90/13.30	17.80/17.00	21.70/20.70
1 X 8	26.25	-	26.47/26.09	29.21/30.48	6.30/6.00	10.20/9.80	14.20/13.60	18.10/17.30	22.00/21.10
1-1/8 X 7	29.50	1.5/32	29.74/29.36	33.02/34.54	6.20/5.90	10.10/9.60	14.00/13.30	17.90/17.00	21.80/20.70
1-1/4 X 7	32.50	1.9/32	32.92/32.53	36.07/37.59	7.10/6.70	11.40/10.90	15.80/15.00	20.10/19.20	24.40/23.30
1-3/8 X 6	36.00	-	36.35/35.84	40.13/41.66	6.50/6.20	10.60/10.10	14.60/14.00	18.70/17.80	22.70/21.70
1-1/2 X 6	39.50	1.35/64	39.52/39.02	43.18/44.96	7.30/6.90	11.70/11.20	16.10/15.40	20.60/19.60	25.00/23.90
BSF									
3/16 X 32	5.00	-	5.03/4.88	5.84/6.35	4.30/3.90	7.20/6.50	10.20/9.20	13.10/11.90	16.00/14.50
1/4 X 26	6.60	-	6.71/6.53	7.62/8.38	4.80/4.30	7.90/7.10	11.20/9.90	14.40/12.70	17.50/15.60
5/16 X 22	8.30	21/64	8.38/8.2	9.4/10.16	5.20/4.70	8.50/7.70	11.90/10.70	15.30/13.80	18.70/16.80
3/8 X 20	9.80	-	9.96/9.78	11.18/12.19	5.80/5.30	9.40/8.60	13.20/12.00	16.90/15.30	20.50/18.70
7/16 X 18	11.60	-	11.63/11.43	12.95/14.22	6.20/5.60	10.00/9.10	13.90/12.60	17.80/16.10	21.60/19.60
1/2 X 16	13.25	-	13.26/13.03	14.73/16	6.30/5.70	10.20/9.30	14.20/12.90	18.10/16.50	22.00/20.00
9/16 X 16	14.75	-	14.88/14.66	16.26/17.78	7.30/6.60	11.70/10.60	16.10/14.70	20.60/18.70	25.00/22.70
5/8 X 14	16.30	41/64	16.48/16.26	18.29/19.56	7.10/6.50	11.30/10.40	15.70/14.30	20.00/18.30	24.30/22.20
3/4 X 12	19.50	49/64	19.69/19.43	21.84/23.37	7.30/6.70	11.70/10.80	16.20/14.90	20.70/19.00	25.10/23.00
7/8 X 11	22.75	-	22.86/22.61	25.15/27.18	7.90/7.20	12.60/11.60	17.40/15.90	22.10/20.30	26.90/24.60
1 X 10	26.25	-	26.52/26.19	28.7/30.99	8.30/7.60	13.20/12.10	18.10/16.60	23.10/21.20	28.00/25.70
1-1/8 X 9	29.50	1.5/32	29.72/29.36	32.26/34.8	8.40/7.80	13.30/12.30	18.40/17.00	23.40/21.50	28.40/26.10
1-1/4 X 9	32.50	1.9/32	32.89/32.54	35.31/38.1	9.50/8.80	15.00/13.90	20.60/19.00	26.20/24.20	31.70/29.30
1-3/8 X 8	36.00	-	36.07/35.71	39.12/42.16	9.30/8.50	14.60/13.50	20.10/18.50	25.50/23.50	31.00/28.50
1-1/2 X 8	39.00	1.17/32	39.24/38.89	42.16/45.97	10.30/9.40	16.10/14.80	22.10/20.10	28.00/25.50	33.90/30.90

TECHNICAL INFORMATION FOR FREE RUNNING INSERTS

B	C (5H)	D (4H)	C (6H)	D (5H)	E	S					T					Q				
mm	mm	mm	mm	mm	mm	1.0D	1.5D	2.0D	2.5D	3.0D	1.0D	1.5D	2.0D	2.5D	3.0D	1.0D	1.5D	2.0D	2.5D	3.0D
0.106	0.0974/0.0962	0.0779/0.0759	0.0980/0.0962	0.0786/0.0759	0.0691	0.156	0.199	0.242	0.285	0.328	0.141	0.184	0.227	0.270	0.313	0.086	0.129	0.172	0.215	0.258
0.122	0.1119/0.1106	0.0895/0.0874	0.1126/0.1106	0.0902/0.0874	0.0797	0.179	0.229	0.278	0.328	0.377	0.161	0.210	0.260	0.310	0.359	0.099	0.148	0.198	0.247	0.297
0.139	0.1270/0.1255	0.1008/0.0985	0.1278/0.1255	0.1016/0.0985	0.0894	0.206	0.262	0.318	0.374	0.430	0.185	0.241	0.297	0.353	0.409	0.112	0.168	0.224	0.280	0.336
0.155	0.1414/0.1398	0.1126/0.1102	0.1422/0.1398	0.1134/0.1102	0.1004	0.227	0.290	0.352	0.414	0.477	0.204	0.267	0.329	0.391	0.454	0.125	0.187	0.250	0.312	0.375
0.171	0.1559/0.1542	0.1243/0.1218	0.1568/0.1542	0.1252/0.1218	0.111	0.250	0.319	0.388	0.457	0.526	0.225	0.294	0.363	0.432	0.501	0.138	0.207	0.276	0.345	0.414
0.200	0.1839/0.1820	0.1487/0.1460	0.1848/0.1820	0.1496/0.1460	0.134	0.289	0.371	0.453	0.535	0.617	0.261	0.343	0.425	0.507	0.589	0.164	0.246	0.328	0.410	0.492
0.231	0.2123/0.2103	0.1726/0.1697	0.2133/0.2103	0.1736/0.1697	0.156	0.331	0.426	0.521	0.616	0.711	0.299	0.394	0.489	0.584	0.679	0.190	0.285	0.380	0.475	0.570
0.296	0.2754/0.2732	0.2300/0.2268	0.2765/0.2732	0.2311/0.2268	0.2113	0.411	0.536	0.661	0.786	0.911	0.375	0.500	0.625	0.750	0.875	0.250	0.375	0.500	0.625	0.750
0.367	0.3421/0.3395	0.2890/0.2854	0.3433/0.3395	0.2902/0.2854	0.2674	0.500	0.656	0.812	0.969	1.125	0.458	0.614	0.771	0.927	1.083	0.312	0.469	0.625	0.781	0.937
0.429	0.4047/0.4020	0.3516/0.3479	0.4059/0.4020	0.3528/0.3479	0.3299	0.562	0.750	0.937	1.124	1.312	0.521	0.708	0.896	1.083	1.271	0.375	0.562	0.750	0.937	1.125
0.503	0.4731/0.4700	0.4091/0.4050	0.4744/0.4700	0.4104/0.4050	0.3834	0.662	0.881	1.100	1.319	1.537	0.612	0.831	1.050	1.269	1.487	0.437	0.656	0.875	1.094	1.312
0.565	0.5357/0.5325	0.4717/0.4675	0.5371/0.5325	0.4731/0.4675	0.4459	0.725	0.975	1.225	1.475	1.725	0.675	0.925	1.175	1.425	1.675	0.500	0.750	1.000	1.250	1.500
0.635	0.6020/0.5986	0.5308/0.5264	0.6035/0.5986	0.5323/0.5264	0.5024	0.811	1.093	1.374	1.655	1.936	0.756	1.038	1.319	1.600	1.881	0.562	0.844	1.125	1.406	1.687
0.697	0.6646/0.6611	0.5934/0.5889	0.6661/0.6611	0.5949/0.5889	0.5649	0.874	1.187	1.500	1.812	2.124	0.819	1.132	1.444	1.757	2.069	0.625	0.937	1.250	1.562	1.875
0.831	0.7945/0.7906	0.7143/0.7094	0.7961/0.7906	0.7159/0.7094	0.6823	1.031	1.406	1.781	2.156	2.531	0.969	1.344	1.719	2.094	2.469	0.750	1.125	1.500	1.875	2.250
0.968	0.9257/0.9214	0.8339/0.8286	0.9274/0.9214	0.8356/0.8286	0.7977	1.196	1.634	2.071	2.509	2.946	1.125	1.562	2.000	2.437	2.875	0.875	1.312	1.750	2.187	2.625
1.108	1.0589/1.0542	0.9516/0.9459	1.0608/1.0542	0.9535/0.9459	0.9098	1.375	1.875	2.375	2.875	3.375	1.292	1.792	2.292	2.792	3.292	1.000	1.500	2.000	2.500	3.000
1.093	1.0508/1.0464	0.9590/0.9536	1.0527/1.0464	0.9609/0.9536	0.9277	1.32	1.82	2.32	2.82	3.32	1.25	1.75	2.25	2.75	3.25	1.000	1.500	2.000	2.500	3.000
1.233	1.1841/1.1792	1.0768/1.0709	1.1860/1.1792	1.0787/1.0709	1.0348	1.500	2.062	2.625	3.187	3.750	1.417	1.979	2.542	3.104	3.667	1.125	1.687	2.250	2.812	3.375
1.358	1.3092/1.3042	1.2019/1.9590	1.3112/1.3042	1.2039/1.1959	1.1598	1.625	2.250	2.875	3.500	4.125	1.542	2.167	2.792	3.417	4.042	1.250	1.875	2.500	3.125	3.750
1.483	1.4343/1.4292	1.3270/1.3209	1.4364/1.4292	1.3291/1.3209	1.2848	1.750	2.438	3.125	3.813	4.500	1.667	2.354	3.042	3.729	4.417	1.375	2.062	2.750	3.437	4.125
1.608	1.5595/1.5542	1.4522/1.4459	1.5615/1.5542	1.4542/1.4459	1.4098	1.875	2.625	3.375	4.125	4.875	1.792	2.542	3.292	4.042	4.792	1.500	2.250	3.000	3.750	4.500
0.109	0.0989/0.0976	0.0765/0.0744	0.0996/0.0976	0.0772/0.0744	0.0667	0.166	0.209	0.252	0.295	0.338	0.148	0.191	0.234	0.277	0.320	0.086	0.129	0.172	0.215	0.258
0.126	0.1139/0.1125	0.0877/0.0855	0.1147/0.1125	0.0885/0.0855	0.0764	0.193	0.242	0.292	0.341	0.391	0.172	0.221	0.271	0.320	0.370	0.099	0.148	0.198	0.247	0.297
0.145	0.1298/0.1282	0.0982/0.0958	0.1307/0.1282	0.0991/0.0958	0.0849	0.224	0.280	0.336	0.392	0.448	0.199	0.255	0.311	0.367	0.423	0.112	0.168	0.224	0.280	0.336
0.158	0.1429/0.1412	0.1113/0.1088	0.1437/0.1412	0.1121/0.1088	0.0979	0.237	0.300	0.362	0.425	0.487	0.212	0.275	0.337	0.400	0.462	0.125	0.187	0.250	0.312	0.375
0.179	0.1601/0.1583	0.1204/0.1177	0.1611/0.1583	0.1214/0.1177	0.1040	0.279	0.348	0.417	0.486	0.555	0.247	0.316	0.385	0.454	0.523	0.138	0.207	0.276	0.345	0.414
0.205	0.1862/0.1843	0.1465/0.1437	0.1872/0.1843	0.1475/0.1437	0.1300	0.305	0.387	0.469	0.551	0.633	0.273	0.355	0.437	0.519	0.601	0.164	0.246	0.328	0.410	0.492
0.244	0.2193/0.2171	0.1661/0.1629	0.2204/0.2171	0.1672/0.1629	0.1450	0.377	0.472	0.567	0.662	0.757	0.336	0.431	0.526	0.621	0.716	0.190	0.285	0.380	0.475	0.570
0.270	0.2454/0.2431	0.1922/0.1889	0.2465/0.2431	0.1933/0.1889	0.1710	0.403	0.511	0.619	0.727	0.835	0.362	0.470	0.578	0.686	0.794	0.216	0.324	0.432	0.540	0.648
0.315	0.2851/0.2825	0.2211/0.2175	0.2863/0.2825	0.2223/0.2175	0.1959	0.475	0.600	0.725	0.850	0.975	0.425	0.550	0.675	0.800	0.925	0.250	0.375	0.500	0.625	0.750
0.385	0.3515/0.3486	0.2803/0.2764	0.3529/0.3486	0.2817/0.2764	0.2524	0.562	0.718	0.875	1.031	1.187	0.507	0.663	0.819	0.975	1.132	0.312	0.469	0.625	0.781	0.937
0.456	0.4189/0.4156	0.3387/0.3344	0.4203/0.4156	0.3401/0.3344	0.3073	0.656	0.844	1.031	1.219	1.406	0.594	0.781	0.969	1.156	1.344	0.375	0.562	0.750	0.937	1.125
0.530	0.4875/0.4839	0.3957/0.3911	0.4890/0.4839	0.3972/0.3911	0.3602	0.758	0.977	1.196	1.415	1.633	0.687	0.906	1.125	1.344	1.562	0.437	0.656	0.875	1.094	1.312
0.600	0.5537/0.5499	0.4548/0.4500	0.5554/0.5499	0.4565/0.4500	0.4167	0.846	1.096	1.346	1.596	1.846	0.769	1.019	1.269	1.519	1.769	0.500	0.750	1.000	1.250	1.500
0.671	0.6208/0.6167	0.5135/0.5084	0.6225/0.6167	0.5152/0.5084	0.4723	0.937	1.219	1.500	1.781	2.062	0.854	1.135	1.417	1.698	1.979	0.562	0.844	1.125	1.406	1.687
0.743	0.6885/0.6841	0.5714/0.5660	0.6903/0.6841	0.5732/0.5660	0.5266	1.034	1.347	1.659	1.972	2.284	0.943	1.256	1.568	1.881	2.193	0.625	0.937	1.250	1.562	1.875
0.880	0.8196/0.8149	0.6907/0.6850	0.8216/0.8149	0.6927/0.6850	0.6417	1.200	1.575	1.950	2.325	2.700	1.100	1.475	1.850	2.225	2.600	0.750	1.125	1.500	1.875	2.250
1.019	0.9522/0.9471	0.8089/0.8028	0.9543/0.9471	0.8110/0.8028	0.7547	1.375	1.812	2.250	2.687	3.125	1.264	1.701	2.139	2.576	3.014	0.875	1.312	1.750	2.187	2.625
1.162	1.0868/1.0812	0.9254/0.9188	1.0890/1.0812	0.9276/0.9188	0.8647	1.562	2.062	2.562	3.062	3.562	1.437	1.937	2.437	2.937	3.437	1.000	1.500	2.000	2.500	3.000
1.311	1.2239/1.2178	1.0393/1.0322	1.2262/1.2178	1.0416/1.0322	0.9704	1.768	2.330	2.893	3.455	4.018	1.625	2.187	2.750	3.312	3.875	1.125	1.687	2.250	2.812	3.375
1.436	1.3490/1.3428	1.1644/1.1572	1.3514/1.3428	1.1668/1.1572	1.0954	1.893	2.518	3.143	3.768	4.393	1.750	2.375	3.000	3.625	4.250	1.250	1.875	2.500	3.125	3.750
1.591	1.4900/1.4832	1.2745/1.2667	1.4926/1.4832	1.2771/1.2667	1.1946	2.125	2.812	3.500	4.187	4.875	1.958	2.646	3.333	4.021	4.708	1.375	2.062	2.750	3.437	4.125
1.716	1.6151/1.6082	1.3996/1.3917	1.6177/1.6082	1.4022/1.3917	1.3196	2.250	3.000	3.750	4.500	5.250	2.083	2.833	3.583	4.333	5.083	1.500	2.250	3.000	3.750	4.500
0.225	0.2087/.2075	0.1697/0.1675	0.2098/0.2075	0.1708/0.1675	0.1475	0.328	0.422	0.515	0.609	0.703	0.297	0.390	0.484	0.578	0.672	0.187	0.281	0.375	0.469	0.562
0.296	0.2762/0.2747	0.2279/0.2254	0.2774/0.2747	0.2291/0.2254	0.2008	0.423	0.548	0.673	0.798	0.923	0.385	0.510	0.635	0.760	0.885	0.250	0.375	0.500	0.625	0.750
0.366	0.3433/0.3416	0.2861/0.2834	0.3447/0.3416	0.2875/0.2834	0.2543	0.517	0.673	0.829	0.986	1.142	0.472	0.628	0.784	0.940	1.096	0.312	0.469	0.625	0.781	0.937
0.434	0.4089/0.4070	0.3459/0.3430	0.4104/0.4070	0.3474/0.3430	0.3110	0.600	0.787	0.975	1.162	1.350	0.550	0.737	0.925	1.112	1.300	0.375	0.562	0.750	0.937	1.125
0.503	0.4751/0.4730	0.4050/0.4019	0.4767/0.4730	0.4066/0.4019	0.3663	0.687	0.906	1.124	1.343	1.562	0.632	0.851	1.069	1.288	1.507	0.437	0.656	0.875	1.094	1.312
0.574	0.5423/0.5400	0.4633/0.4600	0.5440/0.5400	0.4650/0.4600	0.4200	0.781	1.031	1.281	1.531	1.781	0.719	0.969	1.219	1.469	1.719	0.500	0.750	1.000	1.250	1.500
0.636	0.6049/0.6025	0.5259/0.5225	0.6067/0.6025	0.5277/0.5225	0.4825	0.844	1.125	1.406	1.687	1.969	0.781	1.062	1.344	1.625	1.906	0.562	0.844	1.125	1.406	1.687
0.709	0.6734/0.6708	0.5829/0.5793	0.6752/0.6708	0.5847/0.5793	0.5336	0.946	1.259	1.571	1.884	2.196	0.875	1.187	1.500	1.812	2.125	0.625	0.937	1.250	1.562	1.875
0.848	0.8062/0.8033	0.7005/0.6966	0.8082/0.8033	0.7025/0.6966	0.6432	1.125	1.500	1.875	2.250	2.625	1.042	1.417	1.792	2.167	2.542	0.750	1.125	1.500	1.875	2.250
0.982	0.9364/0.9332	0.8210/0.8168	0.9384/0.9332	0.8230/0.8168	0.7586	1.284	1.722	2.159	2.596	3.034	1.193	1.631	2.068	2.506	2.943	0.875	1.312	1.750	2.187	2.625
1.117	1.0675/1.0641	0.9404/0.9360	1.0697/1.0641	0.9426/0.9360	0.8720	1.450	1.950	2.450	2.950	3.450	1.350	1.850	2.350	2.850	3.350	1.000	1.500	2.000	2.500	3.000
1.255	1.1998/1.1962	1.0585/1.0539	1.2021/1.1962	1.0608/1.0539	0.9828	1.625	2.187	2.750	3.312	3.875	1.514	2.076	2.639	3.201	3.764	1.125	1.687	2.250	2.812	3.375
1.380	1.3250/1.3212	1.1837/1.1789	1.3274/1.3212	1.1861/1.1789	1.1078	1.750	2.375	3.000	3.625	4.250	1.639	2.264	2.889	3.514	4.139	1.250	1.875	2.500	3.125	3.750
1.521	1.4591/1.4551	1.3000/1.2950	1.4616/1.4551	1.3025/1.2950	1.2150	1.937	2.625	3.312	4.000	4.687	1.812	2.500	3.187	3.875	4.562	1.375	2.062	2.750	3.437	4.125
1.646	1.5843/1.5801	1.4252/1.4200	1.5868/1.5801	1.4277/1.4200	1.3400	2.062	2.812	3.562	4.312	5.062	1.937	2.687	3.437	4.187	4.937	1.500	2.250	3.000	3.750	4.500

TECHNICAL INFORMATION FOR FREE RUNNING INSERTS

BSW/BSP BA/BSB/UN-8 PITCH	
A	Minor Diameter
B	Major Diameter
C	Pitch Diameter of Tapped Hole (Class 5H)
D	Pitch Diameter of Installed Insert (Class 4H)
E	Installed Insert Internal Diameter - min.
FC	Free Coil Diameter of Uninstalled Insert
S	Drilling Length - minimum
T	Tapping Length - minimum
Q	Nominal Length
NC	Number of Coils in Uninstalled Insert counted 90º from tang.

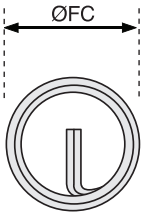

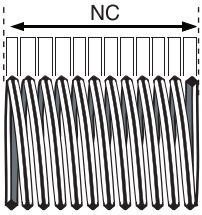

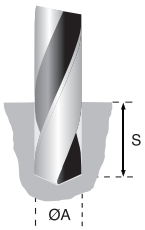

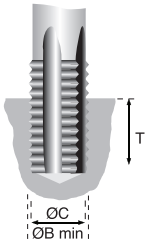

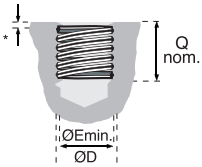

BSW	mm	"	A max/min mm	FC min/max mm	NC max/min 1.0D	1.5D	2.0D	2.5D	3.0D
1/8 X 40	3.40	#30	3.43/3.28	3.81/4.32	3.40/3.00	5.80/5.10	8.40/7.30	10.90/9.40	13.40/11.60
3/16 X 24	2.70	#37	2.71/2.61	3.05/3.81	3.70/3.10	6.40/5.20	9.00/7.40	11.60/9.60	14.30/11.80
1/4 X 20	6.70	17/64	6.78/6.63	7.87/8.38	3.40/3.10	5.90/5.40	8.50/7.70	11.00/9.90	13.50/12.20
5/16 X 18	8.30	21/64	8.48/8.33	9.4/10.16	4.10/3.80	6.90/6.40	9.80/9.00	12.60/11.60	15.50/14.20
3/8 X 16	10.00	-	10.11/9.91	11.18/11.94	4.40/4.10	7.40/6.90	10.50/9.70	13.50/12.50	16.50/15.30
7/16 X 14	11.60	-	11.76/11.51	13.21/13.97	4.60/4.20	7.60/7.10	10.70/9.90	13.80/12.80	16.90/15.60
1/12 X 12	13.00	33/64	13.34/13.08	14.99/16	4.50/4.10	7.40/7.00	10.50/9.80	13.60/12.60	16.60/15.40
9/16 X 12	14.75	-	14.94/14.68	16.51/17.53	5.20/4.90	8.60/8.00	12.00/11.20	15.40/14.40	18.80/17.60
5/8 X 11	16.50	-	16.84/16.59	18.29/19.56	5.30/5.00	8.70/8.20	12.20/11.50	15.70/14.70	19.20/17.90
3/4 X 10	20.00	-	20.09/19.84	21.84/22.86	6.00/5.60	9.70/9.20	13.50/12.70	17.30/16.30	21.10/19.80
7/8 X 9	23.25	-	23.27/23.01	25.15/26.67	6.30/6.00	10.20/9.70	14.30/13.40	18.20/17.10	22.20/20.90
1 X 8	26.50	-	26.52/26187.4	28.7/30.48	6.50/6.10	10.40/9.90	14.50/13.70	18.60/17.50	22.60/21.20
1-1/8 X 7	30.00	1.11/64	30.12/29743.4	32.51/34.29	6.30/5.90	10.20/9.60	14.30/13.40	18.20/17.10	22.20/20.80
1-1/4 X 7	33.00	1.19/64	33.3/32918.4	35.56/37.59	7.20/6.80	11.60/10.90	16.00/15.00	20.40/19.20	24.90/23.30
1-1/2 X 6	39.50	1.35/64	39.9/39268.4	42.67/45.21	7.50/7.00	11.90/11.30	16.50/15.50	21.10/19.80	25.60/24.00
BSP									
1/8 X 28	10.00	-	10.16/9.91	10.92/11.94	1.90/1.70	3.60/3.20	5.30/4.80	7.00/6.40	8.80/7.90
1/4 X 19	13.75	-	13.72/13.46	14.99/16.26	3.10/2.80	5.40/5.00	7.80/7.10	10.10/9.20	12.50/11.40
3/8 X 19	17.00	-	17.27/17.02	18.54/20.07	5.50/5.00	8.90/8.20	12.50/11.40	16.00/14.60	19.50/17.90
1/2 X 14	21.50	27/32	21.59/21.34	23.37/25.15	5.30/4.90	8.80/8.10	12.20/11.20	15.70/14.40	19.10/17.60
5/8 X 14	23.50	-	23.55/23.24	25.4/27.43	7.10/6.50	11.30/10.40	15.70/14.40	20.00/18.40	24.30/22.30
3/4 X 14	27.00	1.1/16	27.08/26.75	28.96/31.24	8.80/8.10	13.90/12.90	19.20/17.60	24.30/22.40	29.50/27.20
7/8 X 14	30.50	1.13/16	30.81/30.48	32.77/35.31	10.50/9.70	16.50/15.30	22.60/20.80	28.70/26.40	34.70/32.00
1 X 11	33.75	-	33.91/33.53	36.32/39.12	9.30/8.60	14.70/13.60	20.10/18.60	25.60/23.60	31.00/28.60
1-1/4 X 11	42.50	1.43/64	42.67/42.29	44.96/48.51	12.00/11.10	18.70/17.40	25.60/23.70	32.40/30.00	39.20/36.20
1-1/2 X 11	48.50	1.29/32	48.79/48.41	51.05/54.86	14.70/13.60	22.80/21.20	31.00/28.70	39.20/36.30	47.30/43.80
BA									
BA 6	2.90	#33	2.95/2.87	3.56/3.81	3.60/3.30	6.20/5.60	8.70/7.90	11.20/10.20	13.80/12.50
BA 5	3.40	#30	3.43/3.28	3.81/4.32	3.80/3.40	6.40/5.80	9.00/8.10	11.60/10.50	14.20/12.90
BA 4	3.80	#25	3.86/3.73	4.32/4.83	3.80/3.50	6.40/5.80	9.10/8.20	11.70/10.60	14.40/13.00
BA 3	4.30	-	4.34/4.22	5.08/5.33	3.90/3.60	6.70/6.00	9.40/8.50	12.10/10.90	14.80/13.40
BA 2	4.90	#10	4.98/4.85	5.59/6.1	4.20/3.80	6.90/6.30	9.80/8.80	12.60/11.40	15.40/13.90
BA 1	5.50	7/32	5.59/5.41	6.35/6.86	4.20/3.80	7.10/6.40	9.90/9.00	12.80/11.60	15.60/14.10
BA 0	6.20	C	6.25/6.12	7.11/7.87	4.30/3.90	7.20/6.60	10.10/9.20	13.00/11.80	16.00/14.50
BSB									
3/16 X 32	5.10	-	5.21/4.95	5.84/6.6	4.10/3.70	6.90/6.20	9.70/8.70	12.50/11.20	15.30/13.70
1/4 X 26	6.60	-	6.86/6.55	7.87/8.64	4.60/4.10	7.60/6.90	10.70/9.60	13.80/12.30	16.80/15.10
5/16 X 26	8.00	5/16	8.43/8.13	9.4/10.41	6.20/5.50	10.00/9.00	13.90/12.50	17.80/16.00	21.60/19.40
3/8 X 26	9.80	-	10.03/9.73	10.92/12.19	7.80/7.00	12.40/11.20	17.10/15.40	21.70/19.60	26.40/23.80
7/16 X 26	11.10	7/16	11.61/11.33	12.7/13.97	9.40/8.40	14.80/13.40	20.30/18.30	25.80/23.30	31.20/28.20
1/2 X 26	12.70	1/2	13.21/12.9	14.22/15.49	11.00/9.90	17.20/15.60	23.50/21.20	29.80/26.90	36.00/32.60
9/16 X 26	14.75	-	14.78/14.5	15.75/17.27	12.60/11.40	19.70/17.80	26.70/24.20	33.80/30.50	40.90/36.90
5/8 X 26	16.50	-	16.38/16.08	17.53/19.05	14.20/12.80	22.00/19.90	29.90/27.10	37.80/34.20	45.70/41.30
3/4 X 26	19.50	49/64	19.53/19.25	20.57/22.61	17.40/15.70	26.90/24.30	36.30/32.90	45.80/41.50	55.30/50.10
1 X 24	25.75	1.1/64	25.91/25.63	27.18/29.72	21.80/19.80	33.50/30.40	45.30/41.00	57.00/51.60	68.70/62.20
UN-8 PITCH									
1.1/8 X 8	28.50	1.1/8	29.34/28.7	31.75/33.02	7.50/7.10	12.00/11.50	16.60/15.80	21.10/20.10	25.60/24.50
1.1/4 X 8	32.00	1.1/4	32.51/31.88	35.31/36.32	8.30/8.10	13.30/12.90	18.30/17.70	23.30/22.60	28.20/27.40
1.3/8 X 8	35.00	1.3/8	35.69/35.05	38.61/39.88	9.30/9.00	14.80/14.30	20.20/19.60	25.70/24.90	31.20/30.20
1.1/2 X 8	38.00	1.1/2	38.86/38.23	41.91/42.93	10.30/10.00	16.20/15.80	22.20/21.50	28.10/27.30	34.10/33.10
1.5/8 X 8	41.00	1.5/8	42.04/41.4	45.21/48.26	11.20/10.50	17.70/16.40	24.10/22.40	30.50/28.40	37.00/34.30
1.3/4 X 8	44.50	1.3/4	45.21/44.58	48.26/51.82	12.20/11.40	19.20/17.80	26.10/24.20	33.00/30.70	39.90/37.10
1.7/8 X 8	47.50	1.7/8	48.39/47.75	51.56/54.86	13.20/12.40	20.60/19.30	28.10/26.20	35.50/33.20	42.90/40.10
2 X 8	51.00	2	51.56/50.93	54.86/57.91	14.20/13.40	22.10/20.90	30.00/28.40	38.00/35.90	45.90/43.30

TECHNICAL INFORMATION FOR FREE RUNNING INSERTS

B	C (5H)	D (4H)	C (6H)	D (5H)	E	S					T					Q				
mm	mm	mm	mm	mm	mm	1.0D	1.5D	2.0D	2.5D	3.0D	1.0D	1.5D	2.0D	2.5D	3.0D	1.0D	1.5D	2.0D	2.5D	3.0D
0.155	0.1420/0.1410	0.1109/0.1090	0.1430/0.1410	0.1119/0.1090	0.0930	0.237	0.300	0.362	0.425	0.487	0.212	0.275	0.337	0.400	0.462	0.125	0.187	0.250	0.312	0.375
0.237	0.2154/0.2142	0.1631/0.1608	0.2166/0.2142	0.1643/0.1608	0.1341	0.375	0.469	0.562	0.656	0.750	0.333	0.427	0.521	0.614	0.708	0.187	0.281	0.375	0.469	0.562
0.309	0.2836/0.2820	0.2206/0.2180	0.2849/0.2820	0.2219/0.2180	0.1860	0.475	0.600	0.725	0.850	0.975	0.425	0.550	0.675	0.800	0.925	0.250	0.375	0.500	0.625	0.750
0.378	0.3498/0.3480	0.2797/0.2769	0.3512/0.3480	0.2811/0.2769	0.2413	0.562	0.718	0.875	1.031	1.187	0.507	0.663	0.819	0.975	1.132	0.312	0.469	0.625	0.781	0.937
0.448	0.4170/0.4150	0.3380/0.3350	0.4185/0.4150	0.3395/0.3350	0.2950	0.656	0.844	1.031	1.219	1.406	0.594	0.781	0.969	1.156	1.344	0.375	0.562	0.750	0.937	1.125
0.521	0.4855/0.4833	0.3950/0.3918	0.4871/0.4833	0.3966/0.3918	0.3461	0.758	0.977	1.196	1.415	1.633	0.687	0.906	1.125	1.344	1.562	0.437	0.656	0.875	1.094	1.312
0.597	0.5557/0.5533	0.4500/0.4466	0.5575/0.5533	0.4518/0.4466	0.3932	0.875	1.125	1.375	1.625	1.875	0.792	1.042	1.292	1.542	1.792	0.500	0.750	1.000	1.250	1.500
0.660	0.6184/0.6158	0.5127/0.5091	0.6201/0.6158	0.5144/0.5091	0.4557	0.937	1.219	1.500	1.781	2.062	0.854	1.135	1.417	1.698	1.979	0.562	0.844	1.125	1.406	1.687
0.731	0.6859/0.6832	0.5705/0.5668	0.6878/0.6832	0.5724/0.5668	0.5086	1.034	1.347	1.659	1.972	2.284	0.943	1.256	1.568	1.881	2.193	0.625	0.937	1.250	1.562	1.875
0.867	0.8171/0.8141	0.6900/0.6860	0.8191/0.8141	0.6920/0.6860	0.6220	1.200	1.575	1.950	2.325	2.700	1.100	1.475	1.850	2.225	2.600	0.750	1.125	1.500	1.875	2.250
1.005	0.9495/0.9462	0.8082/0.8039	0.9516/0.9462	0.8103/0.8039	0.7328	1.375	1.812	2.250	2.687	3.125	1.264	1.701	2.139	2.576	3.014	0.875	1.312	1.750	2.187	2.625
1.146	1.0836/1.0801	0.9245/0.9200	1.0859/1.0801	0.9268/0.9200	0.8400	1.562	2.062	2.562	3.062	3.562	1.437	1.937	2.437	2.937	3.437	1.000	1.500	2.000	2.500	3.000
1.291	1.2203/1.2165	1.0383/1.0335	1.2227/1.2165	1.0407/1.0335	0.9420	1.768	2.330	2.893	3.455	4.018	1.625	2.187	2.750	3.312	3.875	1.125	1.687	2.250	2.812	3.375
1.416	1.3454/1.3415	1.1634/1.1585	1.3479/1.3415	1.1659/1.1585	1.0670	1.893	2.518	3.143	3.768	4.393	1.750	2.375	3.000	3.625	4.250	1.250	1.875	2.500	3.125	3.750
1.694	1.6110/1.6067	1.3986/1.3933	1.6137/1.6067	1.4013/1.3933	1.2866	2.250	3.000	3.750	4.500	5.250	2.083	2.833	3.583	4.333	5.083	1.500	2.250	3.000	3.750	4.500
0.426	0.4076/0.4058	0.3629/0.3601	0.4090/0.4058	0.3643/0.3601	0.3372	0.286	0.348	0.411	0.437	0.536	0.250	0.312	0.375	0.437	0.500	0.125	0.187	0.250	0.312	0.375
0.580	0.5539/0.5517	0.4875/0.4843	0.5556/0.5517	0.4892/0.4843	0.4506	0.487	0.612	0.737	0.862	0.987	0.434	0.559	0.684	0.809	0.934	0.250	0.375	0.500	0.625	0.750
0.718	0.6920/0.6897	0.6256/0.6223	0.6937/0.6897	0.6273/0.6223	0.5886	0.612	0.799	0.987	1.174	1.362	0.559	0.747	0.934	1.122	1.309	0.375	0.562	0.750	0.937	1.125
0.909	0.8735/0.8708	0.7830/0.7793	0.8754/0.8708	0.7849/0.7793	0.7336	0.821	1.071	1.321	1.571	1.821	0.750	1.000	1.250	1.500	1.750	0.500	0.750	1.000	1.250	1.500
0.986	0.9506/0.9478	0.8601/0.8563	0.9524/0.9478	0.8619/0.8563	0.8106	0.946	1.258	1.571	1.883	2.196	0.875	1.187	1.500	1.812	2.125	0.625	0.937	1.250	1.562	1.875
1.126	1.0898/1.0868	0.9993/0.9953	1.0918/1.0868	1.0013/0.9953	0.9496	1.071	1.446	1.821	2.196	2.571	1.000	1.375	1.750	2.125	2.500	0.750	1.125	1.500	1.875	2.250
1.274	1.2378/1.2348	1.1473/1.1433	1.2399/1.2348	1.1494/1.1433	1.0976	1.196	1.634	2.071	2.509	2.946	1.125	1.562	2.000	2.437	2.875	0.875	1.312	1.750	2.187	2.625
1.416	1.3705/1.3673	1.2551/1.2508	1.3727/1.3673	1.2573/1.2508	1.1926	1.409	1.909	2.409	2.909	3.409	1.318	1.818	2.318	2.818	3.318	1.000	1.500	2.000	2.500	3.000
1.757	1.7118/1.7083	1.5964/1.5918	1.7141/1.7083	1.5987/1.5918	1.5336	1.660	2.284	2.909	3.534	4.159	1.568	2.193	2.818	3.443	4.068	1.250	1.875	2.500	3.125	3.750
1.989	1.9440/1.9403	1.8286/1.8238	1.9464/1.9403	1.8310/1.8238	1.7656	1.909	2.659	3.409	4.159	4.909	1.818	2.568	3.318	4.068	4.818	1.500	2.250	3.000	3.750	4.500
0.134	0.1252/0.1226	0.1014/0.0976			0.0850	0.204	0.259	0.314	0.369	0.424	0.183	0.238	0.293	0.348	0.404	0.110	0.165	0.220	0.275	0.331
0.152	0.1426/0.1399	0.1159/0.1120			0.0980	0.230	0.293	0.356	0.419	0.482	0.207	0.270	0.333	0.396	0.459	0.126	0.189	0.252	0.315	0.378
0.171	0.1605/0.1574	0.1305/0.1262			0.1106	0.259	0.329	0.400	0.471	0.542	0.233	0.303	0.374	0.445	0.516	0.142	0.212	0.283	0.354	0.425
0.194	0.1821/0.1786	0.1488/0.1441			0.1268	0.291	0.371	0.452	0.533	0.613	0.262	0.343	0.423	0.504	0.585	0.161	0.242	0.323	0.403	0.484
0.221	0.2079/0.2042	0.1709/ 0.1659			0.1468	0.328	0.421	0.513	0.606	0.698	0.297	0.389	0.482	0.574	0.667	0.185	0.277	0.370	0.462	0.555
0.249	0.2342/0.2299	0.1929/0.1874			0.1661	0.368	0.472	0.576	0.681	0.785	0.333	0.437	0.541	0.646	0.750	0.209	0.313	0.417	0.522	0.626
0.281	0.2645/0.2598	0.2185/0.2126			0.1890	0.413	0.531	0.649	0.768	0.886	0.374	0.492	0.610	0.728	0.846	0.236	0.354	0.472	0.590	0.709
0.232	0.2112/0.2136	0.1738/0.1709			0.1543	0.33	0.42	0.52	0.61	0.70	0.30	0.39	0.48	0.58	0.67	0.187	0.281	0.375	0.469	0.562
0.304	0.2790/0.2817	0.2328/0.2295			0.2090	0.42	0.55	0.67	0.80	0.92	0.38	0.51	0.63	0.76	0.88	0.250	0.375	0.500	0.625	0.750
0.367	0.3415/0.3444	0.2965/0.2920			0.2715	0.49	0.64	0.80	0.95	1.11	0.45	0.60	0.76	0.92	1.07	0.312	0.469	0.625	0.781	0.937
0.429	0.4040/0.4070	0.3583/0.3545			0.3340	0.55	0.74	0.92	1.11	1.30	0.51	0.70	0.88	1.07	1.26	0.375	0.562	0.750	0.937	1.125
0.492	0.4665/0.4697	0.4210/0.4170			0.3965	0.61	0.83	1.05	1.27	1.49	0.57	0.79	1.01	1.23	1.45	0.437	0.656	0.875	1.094	1.312
0.554	0.5290/0.5323	0.4837/0.4795			0.4590	0.67	0.92	1.17	1.42	1.67	0.63	0.88	1.13	1.38	1.63	0.500	0.750	1.000	1.250	1.500
0.617	0.5915/0.5945	0.5464/0.5420			0.5215	0.74	1.02	1.30	1.58	1.86	0.70	0.98	1.26	1.54	1.82	0.562	0.844	1.125	1.406	1.687
0.679	0.6540/0.6575	0.6090/0.6045			0.5840	0.80	1.11	1.42	1.74	2.05	0.76	1.07	1.38	1.70	2.01	0.625	0.937	1.250	1.562	1.875
0.804	0.7790/0.7827	0.7343/0.7295			0.7090	0.92	1.30	1.67	2.05	2.42	0.88	1.26	1.63	2.01	2.38	0.750	1.125	1.500	1.875	2.250
1.059	1.0314/1.0355	0.9828/0.9778			0.9556	1.19	1.69	2.19	2.69	3.19	1.15	1.65	2.15	2.65	3.15	1.000	1.500	2.000	2.500	3.000
1.261	1.1757/1.1688	1.1/4	1.0528/1.0438			1.69	2.25	2.81	3.38	3.94	1.56	2.13	2.69	3.25	3.81	1.125	1.688	2.250	2.81	3.38
1.386	1.3008/1.2938	1.3/8	1.1780/1.1688			1.81	2.44	3.06	3.69	4.31	1.69	2.31	2.94	3.56	4.19	1.250	1.875	2.500	3.13	3.75
1.511	1.4259/1.4188	1.1/2	1.3031/1.2938			1.94	2.62	3.31	4.00	4.69	1.81	2.50	3.19	3.88	4.56	1.375	2.062	2.750	3.44	4.13
1.636	1.5510/1.5438	1.5/8	1.4283/1.4188			2.06	2.81	3.56	4.31	5.06	1.94	2.69	3.44	4.19	4.94	1.500	2.250	3.000	3.75	4.50
1.761	1.6762/1.6688	1.3/4	1.5535/1.5438			2.19	3.00	3.81	4.63	5.44	2.06	2.88	3.69	4.50	5.31	1.625	2.438	3.250	4.06	4.88
1.886	1.8013/1.7938	1.7/8	1.6786/1.6688			2.31	3.19	4.06	4.94	5.81	2.19	3.06	3.94	4.81	5.69	1.750	2.625	3.500	4.38	5.25
2.011	1.9264/1.9188	2	1.8038/1.7938			2.44	3.37	4.31	5.25	6.19	2.31	3.25	4.19	5.13	6.06	1.875	2.812	3.750	4.69	5.63
2.136	2.0515/2.0438	2.1/8	1.9289/1.9188			2.56	3.56	4.56	5.56	6.56	2.44	3.44	4.44	5.44	6.44	2.000	3.000	4.000	5.00	6.00

QUICK SEARCHING CHART FOR INSERTS INSTALLATION TOOLS

MC	MF	SPARK	UNC	UNF	BSW	BSF	BA	BSC	NPT	BSP	UN-8	Ref.	Ref.	Ref.
2X0.40	–	–	–	–	–	–	–	–	–	–	–	3500-HIT2	3500-TB1	3500-RT1
2.20X0.45	–	–	2GX56	–	–	–	–	–	–	–	–	3500-HIT2	3500-TB2	3500-RT1
2.50X0.45	–	–	3GX48	3GX56	–	–	#6	–	–	–	–	3500-HIT3	3500-TB3	3500-RT1
–	–	–	4GX40	4GX48	1/8X40	–	–	–	–	–	–	3500-HIT4	3500-TB4	3500-RT1
3X0.50	–	–	4GX40	4GX48	1/8X40	–	–	–	–	–	–	3500-HIT4	3500-TB4	3500-RT2
–	–	–	5GX40	–	–	–	–	–	–	–	–	3500-HIT4	3500-TB4	3500-RT1
3.50X0.60	–	–	–	–	–	–	–	–	–	–	–	3500-HIT5	3500-TB5	3500-RT2
–	–	–	6GX32	6GX40	–	–	#4	–	–	–	–	3500-HIT5	3500-TB5	3500-RT1
4X0.70	–	–	8GX32	8GX36	–	3/16X32	–	–	–	–	–	3500-HIT6	3500-TB6	3500-RT2
–	–	–	8GX32	8GX36	–	–	–	–	–	–	–	3500-HIT6	3500-TB6	3500-RT1
5X0.80	–	–	12GX24	10GX32	3/16X24	3/16X32	#1	–	–	–	–	3500-HIT8	3500-TB8	3500-RT2
–	–	–	12GX24	12GX28	–	–	–	–	–	–	–	3500-HIT8	3500-TB8	3500-RT2
6X1.00	–	–	1/4X20	1/4X28	1/4X20	1/4X26	#0	1/4X26	–	–	–	3500-HIT9	3500-TB9	3500-RT2
7X1.00	–	–	5/16X18	–	5/16X18	5/16X22	#0	–	1/16X27	–	–	3500-HIT10	3500-TB11	3500-RT2
8X1.25	8X1.00	–	5/16X18	5/16X24	3/8X16	5/16X22	–	5/16X26	–	–	–	3500-HIT11	3500-TB12	3500-RT2
9X1.25	9X1.00	10X1.00	3/8X16	3/8X24	–	3/8X20	–	3/8X26	–	–	–	3500-HIT13	3500-TB12	3500-RT2
–	10X1.00	–	3/8X16	–	3/8X16	3/8X20	–	–	–	–	–	3500-HIT13	3500-TB12	3500-RT3
10X1.50	10X1.25	–	–	–	–	–	–	–	1/8X27	–	–	3500-HIT13	3500-TB13	3500-RT2
–	–	–	–	3/8X24	–	–	–	3/8X26	–	–	–	3500-HIT13	3500-TB13	3500-RT3
–	10X1.00	–	–	–	–	–	–	–	–	–	–	3500-HIT13	3500-TB13	3500-RT2
11X1.50	11X1.25	–	7/16X14	7/16X20	7/16X14	7/16X18	–	7/16X26	–	1/8X28	–	3500-HIT14	3500-TB14	3500-RT3
–	11X1.00	–	–	–	–	–	–	–	–	–	–	3500-HIT14	3500-TB14	3500-RT3
12X1.75	12X1.50	10X1.25	1/2X13	1/2X20	1/2X12	1/2X16	–	1/2X26	–	–	–	3500-HIT15	3500-TB15	3500-RT3
–	12X1.25	–	–	–	–	–	–	–	–	–	–	3500-HIT15	–	–
–	12X1.00	12X1.25	–	–	–	–	–	–	–	–	–	3500-HIT15	3500-TB15	3500-RT3
13X1.75	13X1.50	–	–	–	–	–	–	–	–	–	–	3500-HIT15	3500-TB15	3500-RT3
–	13X1.25	–	–	–	–	–	–	–	–	–	–	3500-HIT16	–	3500-RT3
14X2.00	14X1.50	14X1.25	9/16X12	9/16X18	9/16X12	9/16X16	–	–	–	1/4X18	–	3500-HIT16	–	3500-RT3
–	14X1.00	–	–	–	–	–	–	–	–	–	–	3500-HIT16	–	3500-RT3
15X2.00	15X1.50	–	–	–	–	–	–	–	1/4X18	–	–	3500-HIT16	–	3500-RT3
–	–	14X1.25	–	–	–	–	–	–	–	–	–	3500-HIT17	–	–
16X2.00	16X1.50	–	5/8X11	5/8X18	5/8X11	5/8X14	–	–	3/8X18	–	–	3500-HIT18	–	3500-RT3
18X2.50	18X2.00	18X1.50	3/4X10	–	3/4X10	3/4X12	–	–	–	3/8X19	–	3500-HIT20	–	3500-RT3
–	18X1.50	–	–	–	–	–	–	–	–	–	–	3500-HIT20	–	–
20X2.50	20X2.00	–	–	3/4X16	–	–	–	–	–	–	–	3500-HIT21	–	3500-RT3
–	20X1.50	–	–	–	–	–	–	–	–	–	–	3500-HIT21	–	3500-RT3
22X2.50	22X2.00	–	7/8X9	7/8X14	7/8X9	7/8X11	–	–	1/2X14	–	–	3500-HIT22	–	3500-RT3
–	22X1.50	–	–	–	–	–	–	–	–	–	–	3500-HIT22	–	3500-RT3
24X3.00	24X2.00	–	1X8	1X12	1X8	1X10	–	–	–	1/2X14	–	3500-HIT23	–	3500-RT3
–	24X1.50	–	–	1X14	–	–	–	–	–	5/8X14	–	3500-HIT23	–	3500-RT3
–	26X1.50	–	–	–	–	–	–	–	–	–	–	3500-HIT24	–	3500-RT4
27X3.00	27X2.00	–	–	–	–	–	–	–	–	–	–	3500-HIT24	–	3500-RT4
–	27X1.50	–	–	–	–	–	–	–	–	–	–	3500-HIT24	–	3500-RT4
–	28X1.50	–	–	–	–	–	–	–	–	–	–	3500-HIT24	–	3500-RT4
30X3.50	30X2.00	–	1.1/8X7	1.1/8X12	–	–	–	–	–	–	–	3500-HIT25	–	3500-RT4
–	30X3.00	–	1.1/8-7	1.1/8-12	–	–	–	–	–	–	1.1/8X8	3500-HIT25	–	–
–	30X1.50	–	1.1/4X7	1.1/4X12	–	–	–	–	–	–	–	3500-HIT26	–	3500-RT4
33X3.50	33X2.00	–	1.3/8X6	1.3/8X12	–	–	–	–	–	3/4X14	1.1/4X8	3500-HIT26	–	3500-RT4
–	–	–	1.3/8-6	1.3/8-12	–	–	–	–	1X11.5	7/8X14	1.3/8X8	3500-HIT27	–	–
–	–	–	–	–	–	–	–	–	–	1X11	–	3500-HIT27	–	–
36X4.00	36X3.00	–	1.1/2X6	1.1/2X12	–	–	–	–	–	–	1.1/2X8	3500-HIT28	–	3500-RT4
39X4.00	36X2.00	–	–	–	–	–	–	–	–	–	–	3500-HIT28	–	3500-RT4
–	36X1.50	–	–	–	–	–	–	–	–	–	–	3500-HIT28	–	3500-RT4
42X4.50	–	–	–	–	–	–	–	–	–	–	1.5/8X8	3500-HIT28	–	–
–	44X3.00	–	–	–	–	–	–	–	–	–	1.3/4X8	3500-HIT28	–	–
48X5.00	–	–	–	–	–	–	–	–	–	–	1.7/8X8	3500-HIT30	–	–
–	50X2.00	–	–	–	–	–	–	–	–	–	2X8	3500-HIT30	–	–

loksert by celesa

2026 PRICE LIST

GROSS PRICE 2025 + 7%

Effective from 4 May 2026

KEY LOCK INSERTS

MS51831F, MILITARY SPECIFICATION

Loksert solid keylocking inserts are an easy installation thread assembly that is ideal for replacing damaged or worn threads in almost all kinds of materials (ferrous, non-ferrous and non-metallic). They are constructed from high quality carbon steel or extremely hardwaring stainless steel. A loksert insert is supplied with the dove-tailed locking keys pre-assembled. The pre-positioned keys automatically position the insert at the correct depth below the surface of the parent material. Lokserts are suitable for repairing and creating threads in a wide range of applications including forgings and castings and are especially suited to situations that experience heavy wear and vibration - such as mining, construction and earthmoving equipment.

Features and Benefits

- Solid bushing utilising locking keys provides positive mechanical lock against rotation.
- Installed using standard drills and taps.
- Simple installation - no special skills required.
- Suitable for use in a wide range of parent materials.
- Impossible to cross thread during installation.
- Simple removal process if required.
- No tang to break and remove.
- Available in metric sizes, inch sizes and spark plug sizes.
- Available in Thinwall and Heavy Duty.

M/MF	Metric course and metric fine	UNC	Unified National Course	UNF	Unified National Fine
	Keylocking insert	PD	Thin wall insert	PR	Heavy duty insert
AC	Carbon steel insert	INOX	Stainless steel insert	...X	Group Code

Insert **internal** Thread

Insert **external** Thread

Pich (mm)

Insert Length

loksert by celesa

Pink

KEY LOCK INSERTS

M MF | M/MF | UNC/UNF | PD | ...TW



					AC		INOX	
				Ø		€		€
M	5 x 0.80	8 x 1.25	8.00	6.90	3620-5.00TW	6,17	3720-5.00TW	13,46
M	6 x 1.00	10 x 1.25	10.00	8.80	3620-6.00TW	6,57	3720-6.00TW	13,73
M	8 x 1.00	12 x 1.25	12.00	10.80	3621-8.00TW	8,79	3721-8.00TW	14,63
M	8 x 1.25	12 x 1.25	12.00	10.80	3620-8.00TW	7,40	3720-8.00TW	14,26
M	10 x 1.25	14 x 1.50	14.00	12.80	3621-10.00TW	10,97	3721-10.00TW	16,79
M	10 x 1.50	14 x 1.50	14.00	12.80	3620-10.00TW	10,87	3720-10.00TW	16,63
M	12 x 1.25	16 x 1.50	16.00	14.75	3621-12.00TW	13,58	3721-12.00TW	21,44
M	12 x 1.75	16 x 1.50	16.00	14.75	3620-12.00TW	13,35	3720-12.00TW	20,93

UNC

UNC

				Ø		€		€
UNC (J)	Nº10 - 24	5/16 x 18	7.87	6.90	3632-10GTW	4,63	3732-10GTW	11,64
UNC (J)	1/4 - 20	3/8 x 16	9.40	8.40	3632-1/4TW	4,95	3732-1/4TW	12,78
UNC (J)	5/16 - 18	7/16 x 14	10.92	10.10	3632-5/16TW	5,28	3732-5/16TW	14,23
UNC (J)	3/8 - 16	1/2 x 13	12.70	11.50	3632-3/8TW	5,92	3732-3/8TW	14,63
UNC (J)	7/16 - 14	9/16 x 12	14.22	13.00	3632-7/16TW	7,68	3732-7/16TW	17,79
UNC (J)	1/2 - 13	5/8 x 11	15.75	14.75	3632-1/2TW	8,96	3732-1/2TW	20,52

UNF

UNF

				Ø		€		€
UNF (J)	Nº10 - 32	5/16 x 18	7.87	6.90	3634-10GTW	4,63	3734-10GTW	11,64
UNF (J)	1/4 - 28	3/8 x 16	9.40	8.40	3634-1/4TW	4,95	3734-1/4TW	12,78
UNF (J)	5/16 - 24	7/16 x 14	10.92	10.10	3634-5/16TW	5,28	3734-5/16TW	14,23
UNF (J)	3/8 - 24	1/2 x 13	12.70	11.50	3634-3/8TW	5,92	3734-3/8TW	14,63
UNF (J)	7/16 - 20	9/16 x 12	14.22	13.00	3634-7/16TW	7,68	3734-7/16TW	17,79
UNF (J)	1/2 - 20	5/8 x 11	15.75	14.75	3634-1/2TW	8,96	3734-1/2TW	20,52

1 Drill

2 Tap

3 Insert

4

KEY LOCK INSERTS

M MF | M/MF | PR | ...HD



					AC		INOX	
				ø		€		€
M	4 x 0.70	8 x 1.25	8.00	6.90	3620-4.00HD	11,68	3720-4.00HD	15,29
M	5 x 0.80	10 x 1.25	10.00	8.80	3620-5.00HD	6,80	3720-5.00HD	16,47
M	6 x 1.00	12 x 1.25	12.00	10.80	3620-6.00HD	7,10	3720-6.00HD	16,61
M	8 x 1.00	14 x 1.50	14.00	12.80	3621-8.00HD	8,97	3721-8.00HD	17,41
M	8 x 1.25	14 x 1.50	14.00	12.80	3620-8.00HD	7,54	3720-8.00HD	17,41
M	10 x 1.25	16 x 1.50	16.00	14.75	3621-10.00HD	11,07	3721-10.00HD	20,15
M	10 x 1.50	16 x 1.50	16.00	14.75	3620-10.00HD	11,07	3720-10.00HD	19,80
M	12 x 1.25	18 x 1.50	18.00	16.75	3621-12.00HD	13,85	3721-12.00HD	21,86
M	12 x 1.75	18 x 1.50	18.00	16.75	3620-12.00HD	13,80	3720-12.00HD	21,86
M	14 x 1.50	20 x 1.50	20.00	18.75	3621-14.00HD	16,61	3721-14.00HD	25,00
M	14 x 2.00	20 x 1.50	20.00	18.75	3620-14.00HD	21,36	3720-14.00HD	30,71
M	16 x 1.50	22 x 1.50	22.00	20.50	3621-16.00HD	19,81	3721-16.00HD	28,23
M	16 x 2.00	22 x 1.50	22.00	20.50	3620-16.00HD	22,45	3720-16.00HD	33,86
M	18 x 1.50	24 x 1.50	24.00	22.50	3621-18.00HD	29,07	3721-18.00HD	43,61
M	20 x 1.50	30 x 2.00	30.00	28.00	3621-20.00HD	35,08	3721-20.00HD	51,73
M	20 x 2.50	30 x 2.00	30.00	28.00	3620-20.00HD	41,93	3720-20.00HD	62,40
M	22 x 1.50	32 x 2.00	32.00	30.00	3621-22.00HD	41,20	3721-22.00HD	61,79
M	24 x 2.00	33 x 2.00	33.00	31.00	3621-24.00HD	62,75	3721-24.00HD	94,12
M	24 x 3.00	33 x 2.00	33.00	31.00	3620-24.00HD	76,32	3720-24.00HD	113,58

PD — Thin wall insert

PR — Heavy duty insert

AC — Carbon Steel insert

INOX — Stainless steel insert

KEY LOCK INSERTS

UNC | UNF | UNC/UNF | PR | ...HD



			Ø	AC	€	INOX	€
UNC (J) Nº8 - 32	5/16x18	7.87	6.90	3632-8GHD	6,39	3732-8GHD	12,78
UNC (J) Nº10 - 24	3/8x16	7.87	8.40	3632-10GHD	4,63	3732-10GHD	11,64
UNC (J) 1/4 - 20	7/16x14	9.40	10.10	3632-1/4HD	4,95	3732-1/4HD	12,78
UNC (J) 5/16 - 18	1/2x13	10.92	11.50	3632-5/16HD	5,27	3732-5/16HD	14,31
UNC (J) 3/8 - 16	9/16x12	12.70	13.00	3632-3/8HD	5,91	3732-3/8HD	15,17
UNC (J) 7/16 - 14	5/8x11	15.75	14.75	3632-7/16HD	7,67	3732-7/16HD	22,04
UNC (J) 1/2 - 13	3/4x16	15.75	17.75	3632-1/2HD	8,96	3732-1/2HD	22,68
UNC (J) 9/16 - 12	3/4x16	20.57	17.75	3632-9/16HD	12,30	3732-9/16HD	24,02
UNC (J) 5/8 - 11	7/8x14	22.10	21.00	3632-5/8HD	14,23	3732-5/8HD	27,31
UNC (J) 3/4 - 10	1-1/8x12	28.45	27.00	3632-3/4HD	20,29	3732-3/4HD	35,55
UNC (J) 7/8 - 9	1-1/4x12	31.75	30.00	3632-7/8HD	26,36	3732-7/8HD	55,57
UNC (J) 1 - 8	1-3/8x12	34.80	33.25	3632-1HD	53,34	3732-1HD	112,01
UNC (J) 1.1/8 - 7	1-1/2x12	41.15	36.50	3632-1.1/8HD	255,80	3732-1.1/8HD	-
UNC (J) 1.1/4 - 7	1-5/8x12	45.97	39.50	3632-1.1/4HD	318,24	3732-1.1/4HD	-
UNC (J) 1.1/2 - 6	1-7/8x12	50.80	46.00	3632-1.1/2HD	552,27	3732-1.1/2HD	-

			Ø		€		€
UNF (J) Nº10 - 32	3/8x16	7.87	8.40	3634-10GHD	4,63	3734-10GHD	11,64
UNF (J) 1/4 - 28	7/16x14	7.87	10.10	3634-1/4HD	4,95	3734-1/4HD	12,78
UNF (J) 5/16 - 24	1/2x13	9.40	11.50	3634-5/16HD	5,27	3734-5/16HD	14,31
UNF (J) 3/8 - 24	9/16x12	10.92	13.00	3634-3/8HD	5,91	3734-3/8HD	15,17
UNF (J) 7/16 - 20	5/8x11	12.70	14.75	3634-7/16HD	7,67	3734-7/16HD	22,04
UNF (J) 1/2 - 20	3/4x16	15.75	17.75	3634-1/2HD	8,96	3734-1/2HD	22,68
UNF (J) 9/16 - 18	3/4x16	15.75	17.75	3634-9/16HD	12,30	3734-9/16HD	24,02
UNF (J) 5/8 - 18	7/8x14	20.57	21.00	3634-5/8HD	14,23	3734-5/8HD	27,31
UNF (J) 3/4 - 16	1-1/8x12	22.10	27.00	3634-3/4HD	20,29	3734-3/4HD	35,55
UNF (J) 7/8 - 14	1-1/4x12	28.45	30.00	3634-7/8HD	26,36	3734-7/8HD	55,57
UNF (J) 1 - 12	1-3/8x12	31.75	33.25	3634-1HD	53,34	3734-1HD	112,01
UNF (J) 1 - 14	1-3/8x12	34.80	33.25	3635-1HD	96,81	3735-1HD	-
UNF (J) 1.1/8 - 12	1-1/2x12	41.15	36.50	3634-1.1/8HD	255,80	3734-1.1/8HD	-
UNF (J) 1.1/4 - 12	1-5/8x12	45.97	39.50	3634-1.1/4HD	318,24	3734-1.1/4HD	-
UNF (J) 1.1/2 - 12	1-7/8x12	45.97	46.00	3634-1.1/2HD	552,27	3734-1.1/2HD	-

INSTALLING TOOLS

M MF — M/MF

	PD ...TT		PR ...HT		PD PR ...T	
		€		€		€
M 4	-	-	3600-4.00HT	98,32	-	-
M 5	3600-5.00TT	99,89	3600-5.00HT	99,89	3600-190T	55,81
M 6	3600-6.00TT	102,75	3600-6.00HT	102,75	3600-250T	51,12
M 8	3600-8.00TT	106,68	3600-8.00HT	106,68	3600-312T	61,30
M 10	3600-10.00TT	115,29	3600-10.00HT	115,29	3600-375T	61,30
M 12	3600-12.00TT	123,63	3600-12.00HT	123,63	3600-500T	67,02
M 14	-	-	3600-14.00HT	134,58	-	-
M 16	-	-	3600-16.00HT	139,27	3600-625T	67,02
M 18	-	-	3600-18.00HT	142,92	-	-
M 20	-	-	3600-20.00HT	148,40	3600-875T	79,02
M 22	-	-	3600-22.00HT	153,08	3600-875T	79,02
M 24	-	-	3600-24.00HT	169,27	3600-875T	79,02

UNC UNF — UNC/UNF

		€		€		€
8G	-		3600-8GHT	117,39	-	
10G	3600-10GTT	106,63	3600-10GHT	117,39	3600-190T	55,81
1/4	3600-1/4TT	110,41	3600-1/4HT	122,33	3600-250T	51,12
5/16	3600-5/16TT	122,33	3600-5/16HT	122,33	3600-312T	61,30
3/8	3600-3/8TT	139,35	3600-3/8HT	129,87	3600-375T	61,30
7/16	3600-7/16TT	128,72	3600-7/16HT	133,00	3600-375T	61,30
1/2	3600-1/2TT	133,00	3600-1/2HT	145,27	3600-500T	67,02
9/16	-	-	3600-9/16HT	145,27	3600-500T	67,02
5/8	-	-	3600-5/8HT	167,71	3600-625T	67,02
3/4	-	-	3600-3/4HT	194,04	3600-875T	79,02
7/8	-	-	3600-7/8HT	205,51	3600-875T	79,02
1	-	-	3600-1HT	203,96	3600-100T	79,02
1-1/8	-	-	3600-1.1/8HT	571,68	-	-
1-1/4	-	-	3600-1.1/4HT	618,10	-	-
1-1/2	-	-	3600-1.1/2HT	727,13	-	-



Pink

KEY LOCK INSERTS SETS

M MF | M/MF | UNC/UNF | AC | INOX | PD

			AC €	INOX €		mm		
M 5 x 0.80	8.00 x 1.25	8.00	3620-5.00TWK	153,72	3720-5.00TWK	185,79	5	6.9	M03M08X1,25	3600-190T
M 6 x 1.00	10.00 x 1.25	10.00	3620-6.00TWK	194,76	3720-6.00TWK	226,30	5	8.8	M03M10X1,25	3600-250T
M 8 x 1.25	12.00 x 1.25	12.00	3620-8.00TWK	246,73	3720-8.00TWK	276,09	5	10.8	M03M12X1,25	3600-312T
M 10 x 1.50	14.00 x 1.50	14.00	3620-10.00TWK	306,75	3720-10.00TWK	327,25	5	12.8	M03M14X1,50	3600-375T
M 12 x 1.75	16.00 x 1.50	16.00	3620-12.00TWK	326,61	3720-12.00TWK	351,17	5	14.75	M03M16X1,50	3600-500T

			AC €	INOX €		mm		
MF 8 x 1.00	12.00 x 1.25	12.00	3621-8.00TWK	246,73	3721-8.00TWK	276,09	5	10.8	M03M12X1,25	3600-312T
MF 10 x 1.25	14.00 x 1.50	14.00	3621-10.00TWK	306,75	3721-10.00TWK	327,25	5	12.8	M03M14X1,50	3600-375T
MF 12 x 1.25	16.00 x 1.50	16.00	3621-12.00TWK	333,40	3721-12.00TWK	357,95	5	14.75	M03M16X1,50	3600-500T

			AC €	INOX €		mm		
UNC Nº10 x 24	UNC 5/16 x 18	7,87	3632-10GTWK	159,48	3732-10GTWK	206,61	5	6.90	M03NC5/16X18	3600-190T
UNC 1/4 x 20	UNC 3/8 x 16	9,40	3632-1/4TWK	182,36	3732-1/4TWK	230,60	5	8.40	M03NC3/8X16	3600-250T
UNC 5/16 x 18	UNC 7/16 x 14	10,92	3632-5/16TWK	240,74	3732-5/16TWK	290,15	5	10.10	M03NC7/16X14	3600-312T
UNC 3/8 x 16	UNC 1/2 x 13	12,70	3632-3/8TWK	209,37	3732-3/8TWK	258,28	5	11.50	M03NC1/2X13	3600-375T
UNC 7/16 x 14	UNC 9/16 x 12	14,22	3632-7/16TWK	271,85	3732-7/16TWK	318,71	5	13.00	M03NC9/16X12	3600-375T
UNC 1/2 x 13	UNC 5/8 x 11	15,75	3632-1/2TWK	301,94	3732-1/2TWK	353,21	5	14.75	M03NC5/8X11	3600-500T

			AC €	INOX €		mm		
UNF Nº10 x 32	UNC 5/16 x 18	7,87	3634-10GTWK	159,48	3734-10GTWK	206,61	5	6.90	M03NC5/16X18	3600-190T
UNF 1/4 x 28	UNC 3/8 x 16	9,40	3634-1/4TWK	182,36	3734-1/4TWK	230,60	5	8.40	M03NC3/8X16	3600-250T
UNF 5/16 x 24	UNC 7/16 x 14	10,92	3634-5/16TWK	244,27	3734-5/16TWK	293,67	5	10.10	M03NC7/16X14	3600-312T
UNF 3/8 x 24	UNC 1/2 x 13	12,70	3634-3/8TWK	209,37	3734-3/8TWK	258,28	5	11.50	M03NC1/2X13	3600-375T
UNF 7/16 x 20	UNC 9/16 x 12	14,22	3634-7/16TWK	271,85	3734-7/16TWK	318,71	5	13.00	M03NC9/16X12	3600-375T
UNF 1/2 x 20	UNC 5/8 x 11	15,75	3634-1/2TWK	301,94	3734-1/2TWK	353,21	5	14.75	M03NC5/8X11	3600-500T

KEY LOCK INSERTS SETS

M MF | M/MF | UNC/UNF | AC | INOX | PR

			AC €	INOX €		mm		
M 5 x 0.80	10.00 x 1.25	10.00	3620-5.00HDK 202,47	3720-5.00HDK 249,34	5	8.80	M03M10X1,25	3600-190T
M 6 x 1.00	12.00 x 1.25	12.00	3620-6.00HDK 239,51	3720-6.00HDK 289,17	5	10.80	M03M12X1,25	3600-250T
M 8 x 1.25	14.00 x 1.50	14.00	3620-8.00HDK 301,70	3720-8.00HDK 352,50	5	12.80	M03M14X1,25	3600-312T
M 10 x 1.50	16.00 x 1.50	16.00	3620-10.00HDK 329,94	3720-10.00HDK 375,12	5	14.75	M03M16X1,50	3600-375T
M 12 x 1.75	18.00 x 1.50	18.00	3620-12.00HDK 487,18	3720-12.00HDK 522,74	5	16.75	M03M18X1,50	3600-500T
M 16 x 2.00	22.00 x 1.50	22.00	3620-16.00HDK 654,47	3720-16.00HDK 684,03	5	20.50	M03M22X1,50	3600-625T

			AC €	INOX €		mm		
M 8 x 1.00	14.00 x 1.50	14.00	3621-8.00HDK 301,70	3721-8.00HDK 352,50	5	12.80	M03M14X1,50	3600-312T
M 10 x 1.25	16.00 x 1.50	16.00	3621-10.00HDK 329,94	3721-10.00HDK 375,12	5	14.75	M03M16X1,50	3600-375T
M 12 x 1.25	18.00 x 1.50	18.00	3621-12.00HDK 487,18	3721-12.00HDK 522,74	5	16.75	M03M18X1,50	3600-500T
M 16 x 1.50	22.00 x 1.50	22.00	3621-16.00HDK 654,47	3721-16.00HDK 684,03	5	20.50	M03M22X1,50	3600-625T

			AC €	INOX €		mm		
UNC Nº10 x 24	UNC 3/8 x 16	7.87	3632-10GHDK 191,71	3732-10GHDK 253,63	5	8.40	M03NC3/8X16	3600-190T
UNC 1/4 x 20	UNC 7/16 x 14	9.40	3632-1/4HDK 236,82	3732-1/4HDK 303,18	5	10.10	M03NC7/16X14	3600-250T
UNC 5/16 x 18	UNC 1/2 x 13	10.92	3632-5/16HDK 212,71	3732-5/16HDK 283,52	5	11.50	M03NC1/2X13	3600-312T
UNC 3/8 x 16	UNC 9/16 x 12	12.70	3632-3/8HDK 275,05	3732-3/8HDK 348,64	5	13.00	M03NC9/16X12	3600-375T
UNC 7/16x14	UNC 5/8 x 11	14.22	3632-7/16HDK 263,42	3732-7/16HDK 283,29	5	14.75	M03NC5/8X11	3600-375T
UNC 1/2x13	UNF 3/4 x 16	15.75	3632-1/2HDK 400,76	3732-1/2HDK 431,01	5	17.75	M03NF3/4X16	3600-500T
UNC 9/16x12	UNF 3/4 x 16	20.57	3632-9/16HDK 400,76	3732-9/16HDK 431,01	5	17.75	M03NF3/4X16	3600-500T
UNC 5/8x11	UNF 7/8 x 14	22.10	3632-5/8HDK 541,96	3732-5/8HDK 601,61	5	21.00	M03NF7/8X14	3600-625T

			AC €	INOX €		mm		
UNF Nº10 x 32	UNC 3/8 x 16	7.87	3634-10GHDK 191,71	3734-10GHDK 253,63	5	8.40	M03NC3/8X16	3600-190T
UNF 1/4 x 28	UNC 7/16 x 14	9.40	3634-1/4HDK 236,82	3734-1/4HDK 303,18	5	10.10	M03NC7/16X14	3600-250T
UNF 5/16 x 24	UNC 1/2 x 13	10.92	3634-5/16HDK 212,71	3734-5/16HDK 283,52	5	11.50	M03NC1/2X13	3600-312T
UNF 3/8 x 24	UNC 9/16 x 12	12.70	3634-3/8HDK 275,05	3734-3/8HDK 348,64	5	13.00	M03NC9/16X12	3600-375T
UNF 7/16 x 20	UNC 5/8 x 11	14.22	3634-7/16HDK 306,84	3734-7/16HDK 374,44	5	14.75	M03NC5/8X11	3600-375T
UNF 1/2 x 20	UNF 3/4 x 16	15.75	3634-1/2HDK 452,51	3734-1/2HDK 514,84	5	17.75	M03NF3/4X16	3600-500T
UNF 9/16 x 18	UNF 3/4 x 16	20.57	3634-9/16HDK 470,90	3734-9/16HDK 529,07	5	17.75	M03NF3/4X16	3600-500T
UNF 5/8 x 18	UNF 7/8 x 14	22.10	3634-5/8HDK 541,96	3734-5/8HDK 601,61	5	21.00	M03NF7/8X14	3600-625T

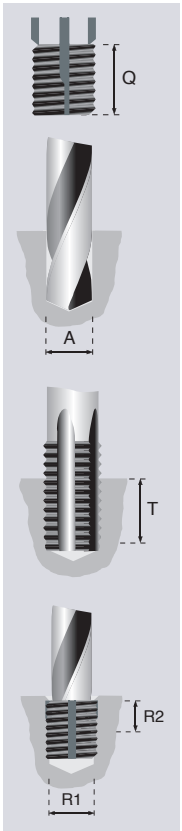

	Internal Thread	External Thread			Tap				
	Tol 6H mm	Tol 6G mm	Q mm	Hta de Instalación	A mm	Tol 6H mm	T Min. mm	R1 mm	R2 mm
THIN WALL	M 5 X 0.8	M8 X 1.25	8.0	3600-190T	6.9	M8 X 1.25	9.5	5.50	4.00
	M 6 X 1.0	M10 X 1.25	10.0	3600-250T	8.8	M10 x 1.25	11.5	7.50	4.75
	M 8 X 1.25	M12 x 1.25	12.0	3600-312T	10.8	M12 x 1.25	13.5	9.50	4.75
	M 8 X 1.0	M12 x 1.25	12.0	3600-312T	10.8	M12 x 1.25	13.5	9.50	4.75
	M 10 X 1.5	M14 x 1.5	14.0	3600-375T	12.8	M14 x 1.5	15.5	11.50	4.75
	M 10 X 1.25	M14 x 1.5	14.0	3600-375T	12.8	M14 x 1.5	15.5	11.50	4.75
	M 12 X 1.75	M16 x 1.5	16.0	3600-500T	14.75	M16 x 1.5	17.5	13.50	4.75
	M 12 X 1.25	M16 x 1.5	16.0	3600-500T	14.75	M16 x 1.5	17.5	13.50	4.75
HEAVY DUTY	M 4 X 0.7	M8 X 1.25	8.0	3600-4.00HT	6.9	M8 X 1.25	9.5	5.50	4.00
	M 5 X 0.8	M10 X 1.25	10.0	3600-190T	8.8	M10 x 1.25	12.5	7.50	4.75
	M 6 X 1.0	M12 x 1.25	12.0	3600-250T	10.8	M12 x 1.25	14.5	9.50	4.75
	M 8 X 1.25	M14 x 1.5	14.0	3600-312T	12.8	M14 x 1.5	16.5	11.50	4.75
	M 8 X 1.0	M14 x 1.5	14.0	3600-312T	12.8	M14 x 1.5	16.5	11.50	4.75
	M 10 X 1.5	M16 x 1.5	16.0	3600-375T	14.75	M16 x 1.5	18.5	13.50	4.75
	M 10 X 1.25	M16 x 1.5	16.0	3600-375T	14.75	M16 x 1.5	18.5	13.50	4.75
	M 12 X 1.75	M18 X 1.5	18.0	3600-500T	16.75	M18 X 1.5	20.5	15.50	4.75
	M 12 X 1.25	M18 X 1.5	18.0	3600-500T	16.75	M18 X 1.5	20.5	15.50	4.75
	M 14 X 2.0	M20 X 1.5	20.0	3600-14.00HT	18.75	M20 X 1.5	22.5	17.50	4.75
	M 14 X 1.5	M20 X 1.5	20.0	3600-14.00HT	18.75	M20 X 1.5	22.5	17.50	4.75
	M 16 X 2.0	M22 X 1.5	22.0	3600-625T	20.5	M22 X 1.5	24.5	17.75	6.35
	M 16 X 1.5	M22 X 1.5	22.0	3600-625T	20.5	M22 X 1.5	24.5	17.75	6.35
	M 18 X 1.5	M24 X 1.5	24.0	3600-18.00HT	22.5	M24 X 1.5	26.5	19.75	6.35
	M 20 X 2.5	M30 X 2.0	30.0	3600-875T	28.0	M30 X 2.0	34.5	25.75	6.35
	M 20 X 1.5	M30 X 2.0	30.0	3600-875T	28.0	M30 X 2.0	34.5	25.75	6.35
	M 22 X 1.5	M32 X 2.0	32.0	3600-22.00HT	30.0	M32 X 2.0	36.5	27.75	6.35
	M 24 X 3.0	M33 X 2.0	33.0	3600-24.00HT	31.0	M33 X 2.0	37.5	28.75	6.35
	M 24 X 2.0	M33 X 2.0	33.0	3600-24.00HT	31.0	M33 X 2.0	37.5	28.75	6.35

	Tol 6H mm	Tol 6G mm	Q mm	Hta de Instalación	A mm	Tol 2B "	T Min. mm	R1 mm	R2 mm
THIN WALL	Nº10 X 24	5/16 X 18	7.87	3600-190T	6.90	UNC 5/16X18	9.40	5.56	3.20
	Nº10 X 32	5/16 X 18	7.87	3600-190T	6.90	UNC 5/16X18	9.40	5.56	3.20
	1/4 X 20	3/8 X 16	9.40	3600-250T	8.40	UNC 3/8X16	10.92	7.14	4.75
	1/4 X 28	3/8 X 16	9.40	3600-250T	8.40	UNC 3/8X16	10.92	7.14	4.75
	5/16 X 18	7/16 X 14	10.92	3600-312T	10.10	UNC 7/16X14	12.70	8.73	4.75
	5/16 X 24	7/16 X 14	10.92	3600-312T	10.10	UNC 7/16X14	12.70	8.73	4.75
	3/8 X 16	1/2 X 13	12.70	3600-375T	11.50	UNC 1/2X13	14.22	10.32	4.75
	3/8 X 24	1/2 X 13	12.70	3600-375T	11.50	UNC 1/2X13	14.22	10.32	4.75
	7/16 X 14	9/16 X 12	14.22	3600-375T	13.10	UNC 9/16X12	15.75	11.91	4.75
	7/16 X 20	9/16 X 12	14.22	3600-375T	13.10	UNC 9/16X12	15.75	11.91	4.75
	1/2 X 13	5/8 X 11	15.75	3600-500T	14.75	UNC 5/8X11	17.27	13.49	4.75
	1/2 X 20	5/8 X 11	15.75	3600-500T	14.75	UNC 5/8X11	17.27	13.49	4.75
HEAVY DUTY	Nº8 X 32	5/16 X 18	7.87	3600-8GHT	6.90	UNC 5/16X18	9.40	5.56	3.20
	Nº10 X 24	3/8 X 16	7.87	3600-190T	8.40	UNC 3/8X16	9.40	7.14	3.20
	Nº10 X 32	3/8 X 16	7.87	3600-190T	8.40	UNC 3/8X16	9.40	7.14	3.20
	1/4 X 20	7/16 X 14	9.40	3600-250T	10.10	UNC 7/16X14	10.92	8.73	4.75
	1/4 X 28	7/16 X 14	9.40	3600-250T	10.10	UNC 7/16X14	10.92	8.73	4.75
	5/16 X 18	1/2 X 13	10.92	3600-312T	11.50	UNC 1/2X13	12.70	10.32	4.75
	5/16 X 24	1/2 X 13	10.92	3600-312T	11.50	UNC 1/2X13	12.70	10.32	4.75
	3/8 X 16	9/16 X 12	12.70	3600-375T	13.10	UNC 9/16X12	14.22	11.91	4.75
	3/8 X 24	9/16 X 12	12.70	3600-375T	13.10	UNC 9/16X12	14.22	11.91	4.75
	7/16 X 14	5/8 X 11	15.75	3600-375T	14.75	UNC 5/8X11	17.27	13.49	4.75
	7/16 X 20	5/8 X 11	15.75	3600-375T	14.75	UNC 5/8X11	17.27	13.49	4.75
	1/2 X 13	3/4 X 16	15.75	3600-500T	17.50	UNF 3/4X16	17.27	16.67	4.75
	1/2 X 20	3/4 X 16	15.75	3600-500T	17.50	UNF 3/4X16	17.27	16.67	4.75
	9/16 X 12	3/4 X 16	20.57	3600-500T	17.50	UNF 3/4X16	23.88	16.67	4.75
	9/16 X 18	3/4 X 16	20.57	3600-500T	17.50	UNF 3/4X16	23.88	16.67	4.75
	5/8 X 11	7/8 X 14	22.10	3600-625T	21.00	UNF 7/8X14	25.40	19.84	7.90
	5/8 X 18	7/8 X 14	22.10	3600-625T	21.00	UNF 7/8X14	25.40	19.84	7.90
	3/4 X 10	1-1/8 X 12	28.45	3600-875T	27.00	UNF 1-1/8X12	33.27	24.61	7.90
	3/4 X 16	1-1/8 X 12	28.45	3600-875T	27.00	UNF 1-1/8X12	33.27	24.61	7.90
	7/8 X 9	1-1/4 X 12	31.75	3600-875T	30.00	UNF 1-1/4X12	36.58	27.75	7.90
	7/8 X 14	1-1/4 X 12	31.75	3600-875T	30.00	UNF 1-1/4X12	36.58	27.75	7.90
	1 X 8	1-3/8 X 12	34.80	3600-100T	33.25	UNF 1-3/8X12	39.62	31	7.90
	1 X 12	1-3/8 X 12	34.80	3600-100T	33.25	UNF 1-3/8X12	39.62	31	7.90
	1 X 14	1-3/8 X 12	34.80	3600-100T	33.25	UNF 1-3/8X12	39.62	31	7.90
	1-1/8 X 7	1-1/2 X 12	41.15	3600-1.1/8HT	36.50	UNF 1-1/2X12	46.74	34	7.90
	1-1/8 X 12	1-1/2 X 12	41.15	3600-1.1/8HT	36.50	UNF 1-1/2X12	46.74	34	7.90
	1-1/4 X 7	1-5/8 X 12	45.97	3600-1.1/4HT	39.75	UNF 1-5/8X12	52.32	37.25	7.90
	1-1/4 X 12	1-5/8 X 12	45.97	3600-1.1/4HT	39.75	UNF 1-5/8X12	52.32	37.25	7.90
	1-1/2 X 6	1-7/8 X 12	50.80	3600-1.1/2HT	46.00	UNF 1-7/8X12	57.91	43.50	7.90
	1-1/2 X 12	1-7/8 X 12	50.80	3600-1.1/2HT	46.00	UNF 1-7/8X12	57.91	43.50	7.90

REMOVAL

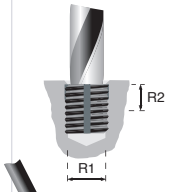

1 Drilling

Drill out the material between the locking keys and the internal thread to the specified depth. Note: Drill size and drilling depth are shown in the loksert technical tables.

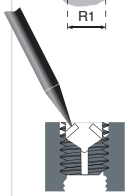

2 Deflect

Deflect locking keys inward and break off.

3 Remove

Remove the insert from the hole by winding it out using a screw extractor or similar type tool.

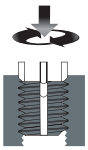

4 Instal

A new loksert insert of exactly the same size can be installed in the original hole.

THIN WALL & HEAVY DUTY				
Insert Material	Carbon Steel – C1215. Stainless Steel – AISI 303	Nº Keys	Inserts with internal thread of 5/16" (M7) or larger have 4 locking keys. Smaller sizes have 2 keys.	
Keys	AISI 302			
Tolerances	Carbon Steel - Zinc Phosphate; Stainless Steel – Passivated	Tap Drill Hole	6.90 - 10.80 = +0.100 / -0.025	+12.80 = +0.130 / -0.025

2026 PRICE LIST

GROSS PRICE 2025 + 7%

Effective from 4 May 2026

tapsert® by celesa

SELF TAPPING INSERTS

TAPSERTS are self cutting threaded inserts that feature both external and internal threads. They are driven into a pre-formed or pre-drilled retaining hole and the cutting slots (or cutting bores) effectively tap the hole as the insert is wound into the parent material. TAPSERTS are ideal for use in low shear strength materials (such as alloys, plastics and castings) which require threaded seats with high load capacity and wear resistance.

Features and Advantages

- Easy to install by using a bolt in prior hole made by standard drill.
  Thread the insert on to the bolt ensuring the slot side is down.
- The use of threads when installing is not needed. The insert taps the hole.
- Suitable to resist high compression and tensile loads.
- Extremely high tightening torques are allowed in soft materials as plastic, wood, aluminium.
- The pitch tolerance is conserved despite multiple uses, low wear.

Thread the Tapsert on to the bolt ensuring the slot side is down.
Thread the nut down the bolt until it sits firmly against the top of the Tapsert.

SELF TAPPING INSERTS WITH CUTTING SLOT

M MF | M/MF | AC | INOX

AC 302

INOX 302

		mm	Ø	L	AC	€ 100-499	€ 500-1999	€ 2000-...	INOX AISI 303	€ 25-499	€ 500-1999	€ 2000-...
M 2.50 x 0.45	M 4.50 x 0.50	6.00	4.30	8.00	3920-2.5X6	0,48	0,44	0,40	3920-2.5X6SS	0,83	0,79	0,70
M 3 x 0.50	M 5 x 0.50	6.00	4.80	8.00	3920-3X6	0,49	0,45	0,42	3920-3X6SS	0,84	0,80	0,71
M 4 x 0.70	M 6.50 x 0.75	8.00	6.20	10.00	3920-4X8	0,51	0,49	0,46	3920-4X8SS	1,12	1,07	0,96
M 5 x 0.80	M 8 x 1.00	10.00	7.60	13.00	3920-5X10	0,64	0,61	0,57	3920-5X10SS	1,46	1,39	1,25
M 6 x 1.00	M 10 x 1.50	14.00	9.40	17.00	3920-6X14	0,82	0,78	0,70	3920-6X14SS	1,81	1,71	1,54
M 8 x 1.25	M 12 x 1.50	15.00	11.40	18.00	3920-8X15	1,00	0,95	0,86	3920-8X15SS	2,28	2,14	1,94
M 10 x 1.50	M 14 x 1.50	18.00	13.50	22.00	3920-10X18	1,45	1,38	1,25	3920-10X18SS	3,33	3,14	2,84
						25-499	500-1999	2000-...		1-499	500-1999	2000-...
M 12 x 1.75	M 16 x 1.50	22.00	15.50	26.00	3920-12X22	2,28	2,14	1,96	3920-12X22SS	4,49	4,22	3,81
M 14 x 2.00	M 18 x 1.50	24.00	17.50	28.00	3920-14X24	3,10	2,92	2,67	3920-14X24SS	5,90	5,55	5,00
M 16 x 2.00	M 20 x 1.50	22.00	19.50	26.00	3920-16X22	4,16	3,79	3,44	3920-16X22SS	7,23	6,59	5,94
						5-499	500-1999	2000-...		1-499	500-1999	2000-...
M 18 x 2.50	M 22 x 1.50	24.00	21.50	29.00	3920-18X24	6,25	5,68	5,19	3920-18X24SS	7,93	7,22	6,51
M 20 x 2.50	M 26 x 1.50	27.00	25.50	32.00	3920-20X26	7,02	6,41	5,83	3920-20X26SS	9,15	8,34	7,51
M 22 x 2.50	M 26 x 1.50	30.00	25.50	36.00	3920-22X30	8,37	7,61	6,93	3920-22X30SS	10,16	9,26	8,34
M 24 x 3.00	M 30 x 1.50	30.00	29.50	36.00	3920-24X30	10,34	9,44	8,59	3920-24X30SS	11,62	10,58	9,53

3920-6X14P



		mm	Ø	L		€	AC
M 2.50 x 0.45	M 4.50 x 0.50	6.00	4.30*	8.00	3920-2.5X6P	11,72	2
M 3 x 0.50	M 5 x 0.50	6.00	4.80*	8.00	3920-3X6P	11,72	2
M 4 x 0.70	M 6.50 x 0.75	8.00	6.20*	10.00	3920-4X8P	10,65	2
M 5 x 0.80	M 8 x 1.00	10.00	7.60*	13.00	3920-5X10P	10,65	2
M 6 x 1.00	M 10 x 1.50	14.00	9.40*	17.00	3920-6X14P	10,65	2
M 8 x 1.25	M 12 x 1.50	15.00	11.40*	18.00	3920-8X15P	11,72	2
M 10 x 1.50	M 14 x 1.50	18.00	13.50*	22.00	3920-10X18P	12,78	2
M 12 x 1.75	M 16 x 1.50	22.00	15.50*	26.00	3920-12X22P	14,90	2
M 14 x 2.00	M 18 x 1.50	24.00	17.50*	28.00	3920-14X24P	15,58	2
M 16 x 2.00	M 20 x 1.50	22.00	19.50*	26.00	3920-16X22P	22,35	2

* Prior drill not included in kit.

SELF TAPPING INSERTS WITH CUTTING SLOT

M MF | M/MF | BRASS | INOX

BRASS 302

INOX AISI 316L

		mm	Ø	L	BRASS	€ 100-499	€ 500-1999	€ 2000-...	INOX AISI 316L	€ 25-499	€ 500-1999	€ 2000-...
M 3 x 0.50	M 5 x 0.50	6.00	4.80	8.00	3920-3X6LAT	0,48	0,46	0,42	-			
M 4 x 0.70	M 6.5 x 0.75	8.00	6.20	10.00	3920-4X8LAT	0,55	0,51	0,48	3920-4X8DY	1,46	1,39	1,25
M 5 x 0.80	M 8 x 1.00	10.00	7.60	13.00	3920-5X10LAT	0,68	0,64	0,59	3920-5X10DY	1,90	1,79	1,62
M 6 x 1.00	M 10 x 1.50	14.00	9.40	17.00	3920-6X14LAT	0,86	0,82	0,76	3920-6X14DY	2,35	2,22	2,00
M 8 x 1.25	M 12 x 1.50	15.00	11.40	18.00	3920-8X15LAT	1,17	1,09	1,00	3920-8X15DY	3,23	3,05	2,75
M 10 x 1.50	M 14 x 1.50	18.00	13.50	22.00	3920-10X18LAT	2,06	1,94	1,77	-			
						25-499	500-1999	2000-...		1-499	500-1999	2000-...
M 12 x 1.75	M 16 x 1.50	22.00	15.50	26.00	3920-12X22LAT	2,64	2,49	2,27				

APPLICATIONS

- Hard Wood
- Soft Wood
- Soft Thermoplastic
- Composite materials

BRASS 309

		mm	SOFT Ø	HARD Ø	L	BRASS	€ 100-499	€ 500-1999	€ 2000-...
M 3 x 0.50	M 5.5 x 1.60	6.00	4.10	4.20-4.30	9.00	3925-3X6	0,88	0,83	0,79
M 4 x 0.70	M 7 x 2.50	10.00	5.10	5.20-5.30	13.00	3925-4X10	1,19	1,13	1,07
M 5 x 0.80	M 9 x 3.00	12.00	6.60	6.70-6.90	15.00	3925-5X12	1,37	1,30	1,24
M 6 x 1.00	M 10 x 4.00	14.00	7.60	7.70-7.90	17.00	3925-6X14	1,52	1,45	1,38
M 8 x 1.25	M 13 x 4.00	20.00	9.90	10.10-10.30	23.00	3925-8X20	2,08	1,97	1,88
M 10 x 1.50	M 16 x 5.00	23.00	12.40	12.60-12.80	26.00	3925-10X23	3,11	2,95	2,80
							25-499	500-1999	2000-...
M 12 x 1.75	M 19 x 5.00	26.00	15.40	15.60-15.80	30.00	3925-12X26	5,20	4,94	4,68

Hard Material

Soft Material

SELF TAPPING INSERTS WITH CUTTING SLOT

UNC | UNC | AC | INOX

AC 302

INOX 302

		mm	Ø	L	AC	€	INOX AISI 303	€
UNC	Nº4 x 40	M 5 x 0.50	6.00	4.80	8.00	3932-4GX6	1,34	3932-4GX6SS	2,47
UNC	Nº6 x 32	M 6 x 0.75	8.00	5.70	10.00	3932-6GX8	1,72	3932-6GX8SS	3,22
UNC	Nº8 x 32	M 6.50 x 0.75	8.00	6.20	10.00	3932-8GX8	2,32	3932-8GX8SS	4,19
UNC	Nº10 x 24	M 8 x 1.00	10.00	7.60	13.00	3932-10GX10	2,63	3932-10GX10SS	4,87
UNC	1/4 x 20	M 10 x 1.50	14.00	9.40	17.00	3932-1/4X14	3,22	3932-1/4X14SS	6,22
UNC	5/16 x 18	M 12 x 1.50	15.00	11.40	18.00	3932-5/16X15	4,19	3932-5/16X15SS	8,24
UNC	3/8 x 16	M 14 x 1.50	18.00	13.50	22.00	3932-3/8X18	5,92	3932-3/8X18SS	11,76
UNC	7/16 x 14	M 16 x 1.50	22.00	15.50	26.00	3932-7/16X22	8,68	3932-7/16X22SS	17,16
UNC	1/2 x 13	M 18 x 1.50	22.00	17.50	26.00	3932-1/2X22	10,93	3932-1/2X22SS	22,85
UNC	5/8 x 11	M 20 x 1.50	22.00	19.50	26.00	3932-5/8X22	12,51	3932-5/8X22SS	22,85

UNF | UNF | AC | INOX

AC 302

INOX 302

		mm	Ø	L	AC	€	INOX AISI 303	€
UNF	Nº10 x 32	M 8 x 1.00	10.00	7.60	13.00	3934-10GX10	2,63	3934-10GX10SS	4,87
UNF	1/4 x 28	M 10 x 1.50	14.00	9.40	17.00	3934-1/4X14	3,22	3934-1/4X14SS	6,22
UNF	5/16 x 24	M 12 x 1.50	15.00	11.40	18.00	3934-5/16X15	4,19	3934-5/16X15SS	8,24
UNF	3/8 x 24	M 14 x 1.50	18.00	13.50	22.00	3934-3/8X18	5,92	3934-3/8X18SS	11,76
UNF	7/16 x 20	M 16 x 1.50	22.00	15.50	26.00	3934-7/16X22	8,68	3934-7/16X22SS	17,16
UNF	1/2 x 20	M 18 x 1.50	22.00	17.50	26.00	3934-1/2X22	10,93	3934-1/2X22SS	22,85
UNF	5/8 x 18	M 20 x 1.50	22.00	19.50	26.00	3934-5/8X22	12,51	3934-5/8X22SS	22,85

SELF TAPPING INSERTS WITH CUTTING SLOT

UNC | UNC | AC

		mm	Ø	L		€	AC
UNC Nº4 x 40	M 5 x 0.50	6.00	4.80*	8.00	3932-4GX6P	22,85	2
UNC Nº6 x 32	M 6 x 0.75	8.00	5.70*	10.00	3932-6GX8P	22,85	2
UNC Nº8 x 32	M 6.50 x 0.75	8.00	6.20*	10.00	3932-8GX8P	22,85	2
UNC Nº10 x 24	M 8 x 1.00	10.00	7.60*	13.00	3932-10GX10P	22,85	2
UNC 1/4 x 20	M 10 x 1.50	14.00	9.40*	17.00	3932-1/4X14P	25,85	2
UNC 5/16 x 18	M 12 x 1.50	15.00	11.40*	18.00	3932-5/16X15P	28,42	2
UNC 3/8 x 16	M 14 x 1.50	18.00	13.50*	22.00	3932-3/8X18P	31,00	2
UNC 7/16 x 14	M 16 x 1.50	22.00	15.50*	26.00	3932-7/16X22P	33,57	2
UNC 1/2 x 13	M 18 x 1.50	24.00	17.50*	26.00	3932-1/2X22P	36,14	2
UNC 5/8 x 11	M 20 x 1.50	22.00	19.50*	26.00	3932-5/8X22P	40,30	2

3932-4GX6P

AC

UNF | UNF | AC

		mm	Ø	L		€	AC
UNF Nº10 x 32	M 8 x 1.00	10.00	7.60*	13.00	3934-10GX10P	22,85	2
UNF 1/4 x 28	M 10 x 1.50	14.00	9.40*	17.00	3934-1/4X14P	25,85	2
UNF 5/16 x 24	M 12 x 1.50	15.00	11.40*	18.00	3934-5/16X15P	28,42	2
UNF 3/8 x 24	M 14 x 1.50	18.00	13.50*	22.00	3934-3/8X18P	31,00	2
UNF 7/16 x 20	M 16 x 1.50	22.00	15.50*	26.00	3934-7/16X22P	33,57	2
UNF 1/2 x 20	M 18 x 1.50	22.00	17.50*	26.00	3934-1/2X22P	36,14	2
UNF 5/8 x 18	M 20 x 1.50	22.00	19.50*	26.00	3934-5/8X22P	40,30	2

3934-1/4X14P

AC

* Prior drill not included in kit.

REMOVAL

SELF TAPPING INSERTS WITH 3 CUTTING BORES

M MF | M/MF | AC | INOX

		307	Ø	L	AC	€ 100-499	€ 500-1999	€ 2000-...	INOX AISI 303	€ 25-499	€ 500-1999	€ 2000-...
M 4 x 0.70	M 6.50 x 0.80	6.00	6.00-6.10	8.00	3333-M4X6	0,76	0,72	0,66	3333-M4X6SS	1,26	1,19	1,09
M 5 x 0.80	M 8 x 1.00	7.00	7.40-7.50	9.00	3333-M5X7	0,89	0,85	0,78	3333-M5X7SS	1,55	1,47	1,34
M 6 x 1.00	M 10 x 1.25	8.00	9.30-9.40	10.00	3333-M6X8	1,03	0,97	0,89	3333-M6X8SS	1,94	1,83	1,67
M 8 x 1.25	M 12 x 1.50	9.00	11.10-11.20	11.00	3333-M8X9	1,23	1,16	1,07	3333-M8X9SS	2,47	2,34	2,12
M 10 x 1.50	M 14 x 1.50	10.00	13.10-13.20	13.00	3333-M10X10	1,82	1,72	1,56	3333-M10X10SS	3,72	3,50	3,19
						25-499	500-1999	2000-...		1-499	500-1999	2000-...
M 12 x 1.75	M 16 x 1.75	12.00	15.00-15.10	15.00	3333-M12X12	2,87	2,70	2,46	3333-M12X12SS	5,95	5,61	5,10
M 14 x 2.00	M 18 x 2.00	14.00	17.00-17.10	17.00	3333-M14X14	3,74	3,52	3,20	3333-M14X14SS	6,84	6,43	5,85
M 16 x 2.00	M 20 x 2.00	14.00	19.00-19.10	17.00	3333-M16X14	5,08	4,78	4,36	3333-M16X14SS	9,22	8,67	7,90

		308	Ø	L	AC	€ 100-499	€ 500-1999	€ 2000-...	INOX AISI 303	€ 25-499	€ 500-1999	€ 2000-...
M 4 x 0.70	M 6.50 x 0.80	8.00	6.10-6.20	10.00	3333-M4X8	0,84	0,79	0,72	3333-M4X8SS	1,42	1,33	1,22
M 5 x 0.80	M 8 x 1.00	10.00	7.60-7.70	13.00	3333-M5X10	1,06	1,01	0,92	3333-M5X10SS	1,79	1,69	1,54
M 6 x 1.00	M 10 x 1.25	12.00	9.50-9.60	15.00	3333-M6X12	1,34	1,27	1,17	3333-M6X12SS	2,13	2,03	1,84
M 8 x 1.25	M 12 x 1.50	14.00	11.30-11.15	17.00	3333-M8X14	1,73	1,64	1,50	3333-M8X14SS	2,79	2,63	2,39
M 10 x 1.50	M 14 x 1.50	18.00	13.30-13.50	22.00	3333-M10X18	2,50	2,34	2,15	3333-M10X18SS	4,24	4,00	3,64
						25-499	500-1999	2000-...		1-499	500-1999	2000-...
M 12 x 1.75	M 16 x 1.75	22.00	15.20-15.40	26.00	3333-M12X22	3,78	3,56	3,24	3333-M12X22SS	9,12	8,58	7,82
M 14 x 2.00	M 18 x 2.00	24.00	17.20-17.40	28.00	3333-M14X24	5,43	5,11	4,65	3333-M14X24SS	10,80	10,16	9,26
M 16 x 2.00	M 20 x 2.00	24.00	19.20-19.10	28.00	3333-M16X24	6,33	5,95	5,43	3333-M16X24SS	12,80	12,03	10,96

SELF TAPPING INSERTS INSTALLATION TOOL

	L mm	Lr mm	Ø mm	⧄ mm		€
M 3 x 0.50	73.00	6.00	12.00	12.00	3920-M3	60,86
M 4 x 0.70	75.00	7.00	12.00	12.00	3920-M4	60,86
M 5 x 0.80	77.00	9.00	12.00	12.00	3920-M5	60,86
M 6 x 1.00	78.00	11.00	12.00	12.00	3920-M6	60,86
M 8 x 1.25	80.00	12.00	12.00	12.00	3920-M8	60,86
M 10 x 1.50	80.00	16.00	18.00	14.00	3920-M10	60,86
M 12 x 1.75	83.50	20.00	18.00	14.00	3920-M12	68,80
M 14 x 2.00	83.50	20.00	22.00	22.00	3920-M14	76,07
M 16 x 2.00	83.50	20.00	22.00	22.00	3920-M16	91,29
M 18 x 2.50	85.50	21.50	26.00	26.00	3920-M18	114,44
M 20 x 2.50	85.50	21.50	26.00	26.00	3920-M20	114,44
M 22 x 2.50	85.50	21.50	30.00	30.00	3920-M22	121,72
M 24 x 3.00	87.50	23.50	30.00	30.00	3920-M24	136,93

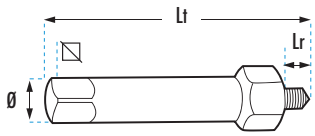



2026 PRICE LIST

GROSS PRICE 2025 + 7%

Effective from 4 May 2026

e-zsert® by celesa

SOLID INSERTS

WITH ANAEROBIC THREADLOCKER

Features and Benefits

- E-Z SERTs can be installed with a screwdriver, bolt/jam nut, or optional power drive tool.
- Installed using standard drills and taps.
- E-Z SERTs will not back out or vibrate loose. Immediately upon installation, microencapsulated adhesive begins to set and the newly installed inserts are fastener-ready in 3-5 minutes.
- The adhesive seals against liquids and gases to 6,000 psi when fully cured (72 hours).



REMOVAL

- NOTE: The EZ SERT design requires a modified external thread. While the external thread pitch is standard, the minor diameter is larger than normal. So standard drill/tap combination does not apply. Preparing the hole for installation requires an oversize drill. For example, if a Thin Wall with a 5/8-11 external thread is being installed, a standard 37/64 drill is used as opposed to the typical 17/32, and tapped with a standard 5/8-11 tap.

SOLID INSERTS WITH ANAEROBIC THREADLOCKER

M
MF

THIN WALL

PD

D		L mm	Ø	TL		€
M 4 x 0.70	UNC 5/16 x 18h	7.92	6,90	9.52	3320-4.00TWF	5,11
M 5 x 0.80	UNC 5/16 x 18h	7.92	6,90	9.52	3320-5.00TWF	5,11
M 6 x 1.00	UNC 3/8 x 16h	9.52	8,40	11.10	3320-6.00TWF	6,44
M 8 x 1.25	UNC 7/16 x 14h	11.10	10,10	12.70	3320-8.00TWF	7,32
M 10 x 1.50	UNC 1/2 x 13h	12.70	11,50	14.22	3320-10.00TWF	10,34
M 12 x 1.75	UNC 5/8 x 11h	15.75	14,50	17.27	3320-12.00TWF	11,61

HEAVY WALL

PR

D		L mm	Ø	TL	AC	€	AISI 303	€
M 3 x 0.50	M6 x 1.00	6.50	5.10	7.80	3320-3.00HWM	3,15	3320-3.00HWSS	6,93
M 4 x 0.70	M8 x 1.25	7.50	6.90	9.00	3320-4.00HWM	3,36	3320-4.00HWSS	8,42
M 5 x 0.80	M8 x 1.25	7.50	6.90	9.00	3320-5.00HWM	3,79	3320-5.00HWSS	9,19
M 6 x 1.00	M10 x 1.50	10.50	8.60	12.00	3320-6.00HWM	4,26	3320-6.00HWSS	7,17
M 8 x 1.25	M12 x 1.75	12.50	10.40	14.50	3320-8.00HWM	4,81	3320-8.00HWSS	11,39
M 10 x 1.50	M16 x 2.00	17.00	14.00	19.00	3320-10.00HWM	7,41	3320-10.00HWSS	11,36
M 12 x 1.75	M16 x 2.00	17.00	14.00	19.00	3320-12.00HWM	8,33	3320-12.00HWSS	12,96
M 16 x 2.00	M24 x 3.00	20.00	21.00	24.00	3320-16.00HWM	10,04	3320-16.00HWSS	21,67
M 20 x 2.50	M36 x 4.00	30.00	33.00	35.00	3320-20.00HWM	29,59		

HEAVY WALL

M 6 x 1.00	UNC 3/8 x 16h	10.31	8.00	11.90	3320-6.00HWF	2,40	3320-6.00HWSSF	9,95
M 8 x 1.25	UNC 1/2 x 13h	12.29	10.70	14.29	3320-8.00HWF	2,94	3320-8.00HWSSF	11,45
M 10 x 1.50	UNC 9/16 x 12h	13.08	12.30	15.08	3320-10.00HWF	3,36	3320-10.00HWSSF	13,08
M 10 x 1.25	UNC 9/16 x 12h	13.08	12.30	15.08	3321-10.00HWF	4,95	3321-10.00HWSSF	-
M 12 x 1.75	UNC 3/4 x 10h	16.66	16.60	19.05	3320-12.00HWF	4,33	3320-12.00HWSSF	18,65
M 14 x 2.00	UNC 7/8 x 9h	17.45	19.50	20.64	3320-14.00HWF	8,69	3320-14.00HWSSF	22,98
M 16 x 2.00	UNC 1 x 8h	19.84	22.00	22.25	3320-16.00HWF	8,66	3320-16.00HWSSF	-

* Material safety data sheet available.

D		SET 50 Unit M3-M8	AC	SET 50 Unit M3-M8	AISI 303
M3 x 0.50	M6 x 1.00	10 3320-3.00HW		10 3320-3.00HWSS	
M4 x 0.70	M8 x 1.25	10 3320-4.00HW	3320-WK0	10 3320-4.00HWSS	3320-SSWK0
M5 x 0.80	M8 x 1.25	10 3320-5.00HW		10 3320-5.00HWSS	
M6 x 1.00	M10 x 1.50	10 3320-6.00HW	304,41 €	10 3320-6.00HWSS	569,54 €
M8 x 1.25	M12 x 1.75	10 3320-8.00HW		10 3320-8.00HWSS	

		SET 33 Unit M8-M16	AC	SET 33 Unit M8-M16	AISI 303
M8 x 1.25	M12 x 1.75	10 3320-8.00HW	3320-WK1	10 3320-8.00HWSS	3320-SSWK1
M10 x 1.50	M16 x 2.00	10 3320-10.00HW		10 3320-10.00HWSS	
M12 x 1.75	M16 x 2.00	8 3320-12.00HW	348,61 €	8 3320-12.00HWSS	602,08 €
M16 x 2.00	M 24 x 3.00	5 3320-16.00HW		5 3320-16.00HWSS	

		SET 46 Unit M5-M12	AISI 303
M5 x 0.80	M8 x 1.25	10 3320-5.00HWSS	
M6 x 1.00	M10 x 1.50	10 3320-6.00HWSS	3320-SSWK2
M8 x 1.25	M12 x 1.75	10 3320-8.00HWSS	
M10 x 1.50	M16 x 2.00	10 3320-10.00HWSS	585,82 €
M12 x 1.75	M16 x 2.00	6 3320-12.00HWSS	

REMOVAL

2026 PRICE LIST

GROSS PRICE 2025 +7%

Effective from 4 May 2026

t-sert by celesa

T-SERT INSERTS
WITH COUNTERSINK HEAD

Features and Benefits

- T-SERT is a solid bushing insert for universal use. Easy installation.
- T-SERT is thin walled due to synchronized internal/external threads. Thin cross sectional area allows the installation in areas of limited space and clearance material.
- T-SERT provides fully sealed threads: oil, water,...
- T-SERT is self locked insert. On installation the bottom internal threads of the insert are cold rolled to expand the mating external threads into the base material locking the insert in place. Locking mechanism is at the bottom of insert.
- Having a flange on the top of the insert will insure that the insert will have positive placement and cannot wind down into the newly repaired hole.
- This guarantees easy installation and allows a full load use of tapped hole, ensuring protection against stress and vibration.
- T-SERT inserts are installed using specific tap, countersink and installation tooling.

t-sert by celesa

Pink

T-SERT INSERTS WITH COUNTERSINK HEAD

M
MF

M/MF

INSERTS

				h	Ø	L		€	
M 3 x 0.50	M5 x 0.50	4.30	6.00	0.50	4.50	3.80	3910-3.00x4.3	4,04	5
M 4 x 0.70	M6 x 0.70	6.00	7.00	0.50	5.30	5.50	3910-4.00x6.0	4,04	5
M 5 x 0.80	M7 x 0.80	7.60	8.00	0.50	6.20	7.20	3910-5.00x7.6	4,04	5
M 6 x 1.00	M8 x 1.00	9.40	9.00	0.70	7.00	8.90	3910-6.00x9.4	4,36	5
M 8 x 1.25	M10 x 1.25	11.70	12.00	0.80	8.70	11.20	3910-8.00x11.7	4,50	5
M 10 x 1.50	M12 x 1.50	14.00	14.00	1.00	10.50	13.50	3910-10.00x14.0	5,51	5
M 12 x 1.75	M14 x 1.75	16.00	16.00	1.00	12.70	15.50	3910-12.00x16.2	6,08	5

SEAT CUTTER

	Ø mm	L mm	⧄ mm	Ø2 mm	h mm		€
M 3 x 0.50	6.50	60.00	3.50	6.50	1.00	3910-3.00AVELL	72,83
M 4 x 0.70	7.50	65.00	3.80	7.50	1.00	3910-4.00AVELL	73,76
M 5 x 0.80	8.50	70.00	5.00	8.50	1.00	3910-5.00AVELL	77,96
M 6 x 1.00	9.50	70.00	5.00	9.50	1.20	3910-6.00AVELL	80,06
M 8 x 1.25	12.50	79.00	7.00	12.50	1.30	3910-8.00AVELL	81,82
M 10 x 1.50	14.50	89.00	8.00	14.50	1.50	3910-10.00AVELL	87,50
M 12 x 1.75	16.50	80.00	9.00	16.50	1.50	3910-12.00AVELL	92,66

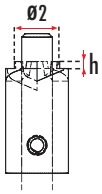

THREADING TAP

	Ø Ext.	L mm	Lr mm	Ø mm	⧄ mm		€
M 3 x 0.50	M5 x 0.50	60.00	20.00	5.08	4.00	3910-3.00I	68,13
M 4 x 0.70	M6 x 0.70	70.00	22.00	6.09	4.90	3910-4.00I	68,13
M 5 x 0.80	M7 x 0.80	68.00	22.00	7.10	4.50	3910-5.00I	72,80
M 6 x 1.00	M8 x 1.00	72.00	22.00	8,12	4.90	3910-6.00I	76,06
M 8 x 1.25	M10 x 1.25	80.00	24.00	10,12	6.00	3910-8.00I	82,60
M 10 x 1.50	M12 x 1.50	88.00	29.00	12,14	7.10	3910-10.00I	102,67
M 12 x 1.75	M14 x 1.75	90.00	30.00	14,15	8.70	3910-12.00I	113,86

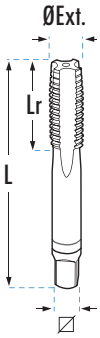

INSTALLATION TOOL

	L mm	Lr mm	Ø mm	⧄ mm		€
M 3 x 0.50	54.00	15.00	3.50	3.80	3910-3.00HIP	61,16
M 4 x 0.70	62.00	18.00	5.00	3.80	3910-4.00HIP	62,67
M 5 x 0.80	71.00	30.00	5.80	5.00	3910-5.00HIP	63,00
M 6 x 1.00	72.00	22.00	7.60	5.00	3910-6.00HIP	68,51
M 8 x 1.25	79.00	25.00	10.00	6.00	3910-8.00HIP	71,40
M 10 x 1.50	90.00	30.00	12.00	7.00	3910-10.00HIP	75,60
M 12 x 1.75	95.00	30.00	15.00	9.00	3910-12.00HIP	88,20

2026 PRICE LIST

GROSS PRICE 2025 +7%

Effective from 4 May 2026

wallsert by celesa

THREADED INSERTS FOR ANCHORING IN SOLID SURFACES

Features and benefits

- The **WALLSERT** insert allows the anchoring of threaded inserts in materials such as marble, granite, natural stone, porcelain, sintered stone, composite materials such as corian, phenolic compact panel, solid surfaces in general and a wide range related to design both outdoors and indoors.

- It is an excellent solution to easily introduce threaded anchors in ventilated facade panels, exterior cladding, interior designs such as kitchens, bathrooms, furniture... It offers a wide range of solutions.

- The innovative **WALLSERT** design allows the easy anchoring of threaded elements, supporting great efforts. Its installation is very simple: make the recommended hole on the material at the recommended depth, and insert it by applying a little pressure on the anchor, or a gentle blow with a nylon hammer. Always in solid or high-density materials.

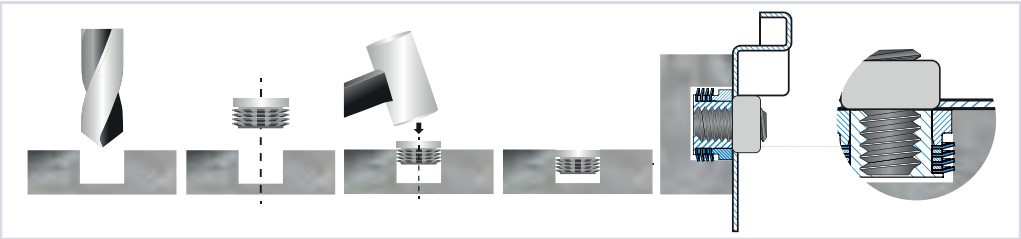

- 2 **WALLSERT** models available, straight head and flat head.
  The Wallsert insert is made up of 3 parts,
  Threaded sleeve, Stainless steel AISI 303
  Washers, Stainless steel AISI 303
  Head, Nylon PA6

M

INOX AISI303

wallsert by celesa

WALLSERT INSERTS WITH STRAIGHT HEAD

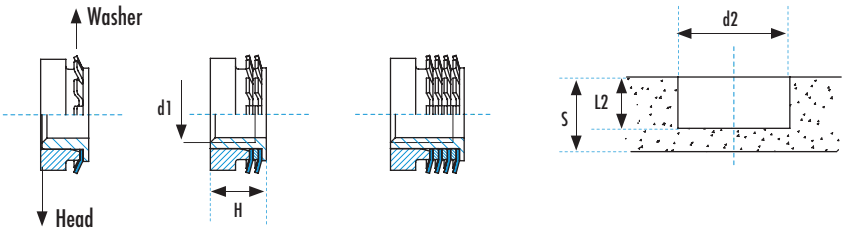

d1	H mm	d2 mm	L2 mm	S mm	Nº Washer	kN x wallsert		€	
M 4 x 0.70	5.00	12.00	5.50	8.00	1	1.1	3820-M4X5SS	2,44	50
M 5 x 0.80							3820-M5X5SS	2,44	50
M 6 x 1.00							3820-M6X5SS	2,44	50
M 4 x 0.70	6.00	12.00	6.50	8.50	2	2.1	3820-M4X6SS	2,67	50
M 5 x 0.80							3820-M5X6SS	2,67	50
M 6 x 1.00							3820-M6X6SS	2,67	50
M 4 x 0.70	8.50	12.00	9.00	11.00	4	3.4	3820-M4X8,5SS	2,89	50
M 5 x 0.80							3820-M5X8,5SS	2,89	50
M 6 x 1.00							3820-M6X8,5SS	2,89	50

WALLSERT INSERTS WITH FLAT HEAD

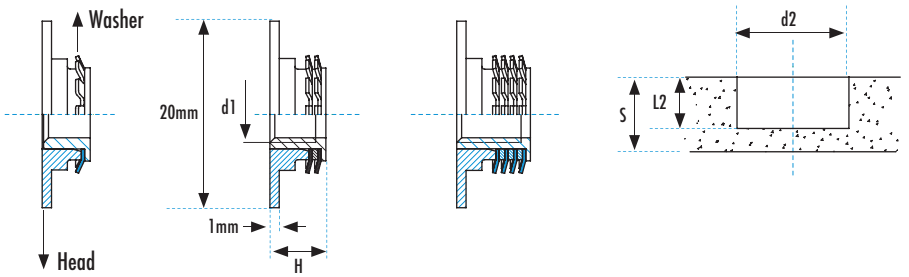

d1	H mm	d2 mm	L2 mm	S mm	Nº Washer	kN x wallsert		€	
M 4 x 0.70	5.00	12.00	4.50	7.00	1	0.7	3825-M4X5SS	2,67	50
M 5 x 0.80							3825-M5X5SS	2,67	50
M 6 x 1.00							3825-M6X5SS	2,67	50
M 4 x 0.70	6.00	12.00	5.50	7.50	2	1.9	3825-M4X6SS	2,89	50
M 5 x 0.80							3825-M5X6SS	2,89	50
M 6 x 1.00							3825-M6X6SS	2,89	50
M 4 x 0.70	8.00	12.00	8.05	10.00	4	3.0	3825-M4X8SS	3,11	50
M 5 x 0.80							3825-M5X8SS	3,11	50
M 6 x 1.00							3825-M6X8SS	3,11	50



2026 PRICE LIST

GROSS PRICE 2025 + 7%

Effective from 4 May 2026

rivetsert by celesa

RIVET NUTS

Features and Benefits

RIVETSERT Rivet nut provides strong, longlife and reliable threads into a variety of different materials including metal, plastic, fiberglass and carbon fiber. It is used in a wide array of applications in the automotive, heavy truck, and manufacturing industries as they move toward making their products both lightweight and easier to make, but guaranteeing strong threads.

Being FLAT HEAD RIVET NUT the most universal one, RIVETSERT Rivet nuts have been designed to work on high torques when installed in mechanic components:

- Provides reliable threads in extra thin metal Sheets. (0,5 mm)
- Double function: Riveting two thin pieces by creating a strong thread.
- Three different heads available: FLAT, REDUCED AND SUNK HEAD.
- Easy and ergonomic installation by manual, automatic or pneumatic tools.

FLAT, REDUCED & SUNK HEADS.

- **FLAT**: This is the most universal and useful Rivet Nut. The head provides enough surface extension for being tightened into any material unless fragile or easy breaking ones, guaranteeing high working torque. "V" space must be taken into consideration.
- **REDUCED**: These rivets have been designed to create a very strong connecting between fragile and very hard thin pieces."V" space is insignificant but provides lower working torque than Flat Head rivets nuts.
- **SUNK**: This rivet nut provides strong and fully flat connection in any material in high thickness sheets. "V" space does not exist and working torque is high, but previous countersinking is needed.

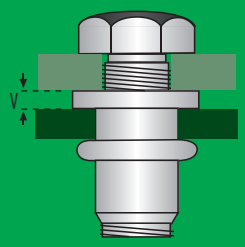

FLAT

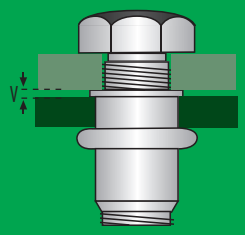

REDUCED

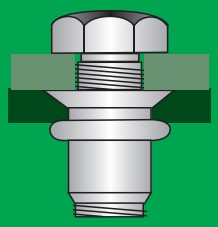

SUNK

rivetsert by celesa

Pink

CYLINDRICAL THREADED INSERTS

M MF | M/MF | HCS

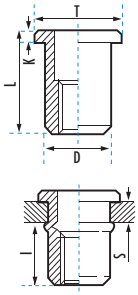

FLAT HEAD - SHORT TYPE

	S mm	D mm +0,07/-0,1	Ø +0,1/-0	T mm +/-0,3	K mm +/-0,15	L mm +/-0,3	I mm	Nm		€/100 Unit	
M 3x0.50	0.50 - 1.50	4.90	5.00	7.20	0.80	8.50	4.70	2.00	3850-M3	6,95	100
M 4x0.70	0.50 - 2.00	5.90	6.00	8.50	0.80	10.50	6.00	5.00	3850-M4	7,10	100
M 5x0.80	0.50 - 2.50	6.90	7.00	10.00	1.00	13.00	7.50	8.50	3850-M5	7,25	100
M 6x1.00	0.50 - 3.00	8.90	9.00	12.30	1.30	15.50	9.20	15.00	3850-M6	8,76	100
M 8x1.25	1.00 - 3.50	10.90	11.00	15.00	1.50	18.50	11.50	26.00	3850-M8	14,68	50
M 10x1.50	1.00 - 3.50	11.90	12.00	16.00	1.50	19.00	11.00	50.00	3850-M10	24,00	50
M 10x1.50	1.00 - 2.50	12.90	13.00	16.30	1.60	17.00	11.50	50.00	3850-M10E1	24,20	50
M 12x1.75	1.00 - 4.00	14.90	15.00	18.00	1.70	22.00	13.50	80.00	3850-M12	43,88	50
M 12x1.75	1.00 - 4.00	15.90	16.00	22.00	2.00	25.00	16.00	80.00	3850-M12E1	45,09	50

* The prices of the list are related to packs of 100 units

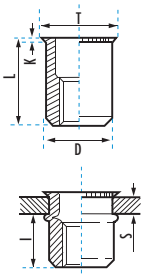

REDUCED COUNTERSINK HEAD - SHORT TYPE

	S mm	D mm +0,07/-0,1	Ø +0,1/-0	T mm +/-0,3	K mm +/-0,15	L mm +/-0,3	I mm	Nm		€/100 Unit	
M 3x0.50	0.50 - 2.00	4.90	5.00	6.00	0.50	9.00	6.20	1.00	3851-M3	6,95	100
M 4x0.70	0.50 - 2.00	5.90	6.00	7.00	0.50	10.50	6.50	3.00	3851-M4	7,10	100
M 5x0.80	0.50 - 2.00	6.90	7.00	8.00	0.50	11.50	7.00	6.00	3851-M5	7,25	100
M 6x1.00	0.50 - 2.50	8.90	9.00	10.00	0.60	14.00	8.50	11.00	3851-M6	8,76	100
M 8x1.25	1.00 - 3.00	10.90	11.00	12.00	0.60	16.50	10.00	20.00	3851-M8	14,68	100
M 10x1.50	0.50 - 3.50	11.90	12.00	13.00	0.85	18.00	13.00	32.00	3851-M10	24,00	50
M 10x1.50	1.00 - 3.00	12.90	13.00	14.00	0.70	17.70	12.00	32.00	3851-M10E1	24,20	50
M 12x1.75	0.50 - 3.50	14.90	15.00	16.50	0.85	22.50	16.00	50.00	3851-M12	43,88	50

* The prices of the list are related to packs of 100 units

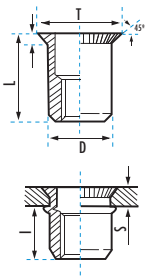

COUNTERSINK HEAD - SHORT TYPE

	S mm	D mm +0,07/-0,1	Ø +0,1/-0	T mm +/-0,3	K mm +/-0,15	L mm +/-0,3	I mm	Nm		€/100 Unit	
M 3x0.50	1.60 - 3.50	4.90	5.00	7.20	1.50	9.50	4.50	1.00	3852-M3	6,95	100
M 4x0.70	1.50 - 3.00	5.90	6.00	9.00	1.50	12.00	6.50	4.00	3852-M4	7,10	100
M 5x0.80	1.50 - 3.50	6.90	7.00	10.00	1.50	13.00	7.50	8.00	3852-M5	7,25	100
M 6x1.00	1.50 - 4.00	8.90	9.00	12.00	1.50	15.50	9.00	15.00	3852-M6	8,76	100
M 8x1.25	2.00 - 4.50	10.90	11.00	14.00	1.50	18.50	10.00	26.00	3852-M8	14,68	100
M 10x1.50	1.60 - 5.00	11.90	12.00	15.00	1.50	21.00	11.50	45.00	3852-M10	24,00	50
M 10x1.50	1.60 - 5.00	12.90	13.00	16.00	1.50	21.00	11.50	45.00	3852-M10E1	24,20	50

* The prices of the list are related to packs of 100 units

rivetsert by celesa

KNURLED CYLINDRICAL THREADED INSERTS

M MF | M/MF | HCS

FLAT HEAD

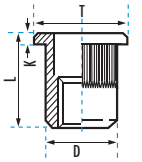

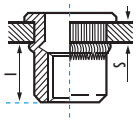

	S mm	D mm +0,07/-0,1	Ø +0,1/-0	T mm +/-0,3	K mm +/-0,15	L mm +/-0,3	I mm	Nm		€/100 Unit	
M 3x0.50	0.50 - 1.50	4.90	5.00	8.00	0.80	10.00	6.00	2.00	3853-M3	6,95	100
M 3x0.50	1.50 - 3.00	4.90	5.00	7.00	0.80	11.50	8.00	2.00	3853-M3E1	7,50	100
M 4x0.70	0.50 - 2.00	5.90	6.00	9.00	0.80	10.50	6.00	5.00	3853-M4	7,10	100
M 4x0.70	2.00 - 3.50	5.90	6.00	9.00	0.80	12.00	6.00	5.00	3853-M4E1	8,29	100
M 5x0.80	0.50 - 2.50	6.90	7.00	10.00	1.00	13.00	7.50	8.50	3853-M5	7,25	100
M 5x0.80	2.50 - 5.00	6.90	7.00	10.00	1.00	16.50	8.50	8.50	3853-M5E1	8,46	100
M 6x1.00	0.50 - 3.00	8.90	9.00	12.30	1.30	15.50	9.20	15.00	3853-M6	8,76	100
M 6x1.00	3.00 - 5.50	8.90	9.00	12.30	1.30	19.50	10.50	15.00	3853-M6E1	11,42	100
M 8x1.25	1.00 - 3.50	10.90	11.00	14.50	1.50	18.50	11.50	26.00	3853-M8	14,68	100
M 8x1.25	3.50 - 6.00	10.90	11.00	14.50	1.50	21.00	11.50	26.00	3853-M8E1	17,76	100
M 10x1.50	1.00 - 3.50	11.90	12.00	16.00	1.70	19.00	12.50	50.00	3853-M10	24,00	50
M 10x1.50	3.00 - 6.00	11.90	12.00	16.00	1.60	24.00	18.50	50.00	3853-M10E1	25,38	50
M 10x1.50	1.00 - 4.00	12.90	13.00	17.00	1.70	21.50	13.50	50.00	3853-M10E2	24,20	50
M 10x1.50	4.00 - 6.50	12.90	13.00	17.00	1.70	24.00	13.50	50.00	3853-M10E3	28,47	50
M 12x1.75	1.00 - 4.00	14.90	15.00	18.00	1.70	22.00	13.50	80.00	3853-M12	43,88	50
M 12x1.75	4.00 - 6.50	14.90	15.00	18.00	1.70	25.00	14.00	80.00	3853-M12E1	56,21	50
M 12x1.75	1.00 - 3.50	15.90	16.00	22.00	2.00	25.00	15.00	80.00	3853-M12E2	57,73	50
M 12x1.75	3.50 - 6.00	15.90	16.00	22.00	2.00	28.00	16.50	80.00	3853-M12E3	59,84	50

* The prices of the list are related to packs of 100 units

REDUCED COUNTERSINK HEAD

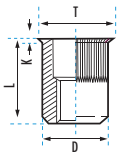

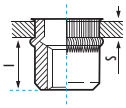

	S mm	D mm +0,07/-0,1	Ø +0,1/-0	T mm +/-0,3	K mm +/-0,15	L mm +/-0,3	I mm	Nm		€/100 Unit	
M 3x0.50	0.50 - 2.00	4.90	5.00	6.00	0.50	9.00	6.50	1.00	3854-M3	6,95	100
M 3x0.50	2.00- 3.50	4.90	5.00	6.00	0.50	11.50	5.50	1.00	3854-M3E1	7,50	100
M 4x0.70	0.50 - 2.00	5.90	6.00	7.00	0.50	11.20	7.00	3.00	3854-M4	7,10	100
M 4x0.70	2.00 - 4.00	5.90	6.00	7.00	0.50	13.00	7.00	3.00	3854-M4E1	8,29	100
M 5x0.80	0.50 - 2.50	6.90	7.00	8.00	0.50	11.50	7.00	6.00	3854-M5	7,25	100
M 5x0.80	2.00 - 4.00	6.90	7.00	8.00	0.50	13.00	7.00	6.00	3854-M5E1	8,46	100
M 6x1.00	0.50 - 2.50	8.90	9.00	10.00	0.60	14.00	8.50	11.00	3854-M6	8,76	100
M 6x1.00	2.50 - 4.50	8.90	9.00	10.00	0.60	16.00	8.50	11.00	3854-M6E1	11,42	100
M 8x1.25	1.00 - 3.00	10.90	11.00	12.00	0.60	16.50	10.00	20.00	3854-M8	14,68	100
M 8x1.25	3.00 - 5.00	10.90	11.00	12.00	0.60	18.50	10.00	20.00	3854-M8E1	17,76	100
M 10x1.50	1.00 - 3.50	11.90	12.00	13.00	0.70	19.50	13.00	32.00	3854-M10	24,00	50
M 10x1.50	3.50 - 6.00	11.90	12.00	13.00	0.70	22.00	17.00	32.00	3854-M10E1	25,38	50
M 10x1.50	1.00 - 3.50	12.90	13.00	14.00	0.70	19.50	12.50	32.00	3854-M10E2	26,58	50
M 10x1.50	3.50 - 6.00	12.90	13.00	14.00	0.70	22.00	12.50	32.00	3854-M10E3	28,47	50
M 12x1.75	0.50 - 3.50	14.90	15.00	16.50	0.85	22.50	16.00	50.00	3854-M12	43,88	50
M 12x1.75	1.00 - 4.00	15.90	16.00	17.60	0.75	24.20	16.00	50.00	3854-M12E1	45,09	50
M 12x1.75	4.00 - 6.00	15.90	16.00	17.15	0.60	27.00	16.00	50.00	3854-M12E2	59,84	50

* The prices of the list are related to packs of 100 units

rivetsert by celesa

Pink

KNURLED CYLINDRICAL THREADED INSERTS

M MF | M/MF | HCS

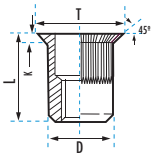

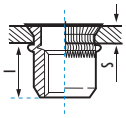

COUNTERSINK HEAD

	S mm	D mm +0,07/-0,1	Ø +0,1/-0	T mm +/-0,3	K mm +/-0,15	L mm +/-0,3	I mm	Nm		€/100 Unit	
M 3x0.50	1.60 - 2.50	4.90	5.00	6.60	1.05	9.50	4.50	1.00	**3855-M3**	**8,88**	100
M 3x0.50	2.50 - 4.00	4.90	5.00	6.60	1.50	10.50	4.50	1.00	**3855-M3E1**	**10,58**	100
M 4x0.70	1.50 - 3.00	5.90	6.00	9.00	1.50	12.00	6.50	4.00	**3855-M4**	**9,10**	100
M 4x0.70	3.00 - 5.00	5.90	6.00	9.00	1.50	14.00	6.00	4.00	**3855-M4E1**	**11,60**	100
M 5x0.80	1.50 - 3.50	6.90	7.00	10.00	1.50	13.00	7.50	8.00	**3855-M5**	**9,13**	100
M 5x0.80	3.50 - 6.00	6.90	7.00	10.00	1.50	16.50	8.50	8.00	**3855-M5E1**	**12,75**	100
M 6x1.00	1.50 - 4.00	8.90	9.00	12.00	1.50	15.50	9.00	15.00	**3855-M6**	**10,09**	100
M 6x1.00	4.00 - 6.00	8.90	9.00	12.00	1.50	18.00	9.00	15.00	**3855-M6E1**	**18,92**	100
M 8x1.25	2.00 - 4.50	10.90	11.00	14.00	1.50	18.50	10.00	26.00	**3855-M8**	**19,13**	100
M 8x1.25	4.00 - 6.50	10.90	11.00	14.00	1.50	21.00	10.00	26.00	**3855-M8E1**	**19,22**	100
M 10x1.50	1.60 - 5.00	11.90	12.00	15.00	1.50	19.00	11.50	45.00	**3855-M10**	**25,38**	50
M 10x1.50	5.00 - 7.50	11.90	12.00	15.00	1.50	24.00	11.50	45.00	**3855-M10E1**	**38,98**	50
M 10x1.50	2.00 - 5.00	12.90	13.00	16.00	1.50	21.00	11.50	45.00	**3855-M10E2**	**38,97**	50
M 10x1.50	5.00 - 7.50	12.90	13.00	16.00	1.50	24.00	11.50	45.00	**3855-M10E3**	**38,98**	50
M 12x1.75	1.60 - 5.00	14.90	15.00	18.00	1.50	22.50	14.50	70.00	**3855-M12**	**48,05**	50
M 12x1.75	1.70 - 4.50	15.90	16.00	19.00	1.90	24.00	17.50	70.00	**3855-M12E1**	**56,21**	50
M 12x1.75	4.00 - 7.50	15.90	16.00	19.00	1.90	29.00	17.50	70.00	**3855-M12E2**	**101,99**	50

* The prices of the list are related to packs of 100 units

rivetsert by celesa

SEMI-HEXAGONAL THREADED INSERTS

M MF | M/MF | HCS

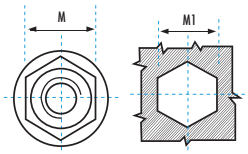

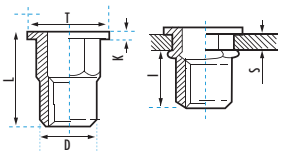

FLAT HEAD

	S mm	D mm +0,07/-0,1	Ø +0,1/-0	T mm +/-0,3	K mm +/-0,15	L mm +/-0,3	l mm	Nm		€/100 Unit	
M 3x0.50	0.50 - 1.50	4.90	5.00	7.20	0.80	8.50	5.50	2.00	3856-M3	9,67	100
M 4x0.70	0.50 - 2.00	5.90	6.00	9.00	0.80	11.00	6.50	5.00	3856-M4	9,79	100
M 4x0.70	2.50 - 4.00	5.90	6.00	9.00	0.80	13.50	6.50	5.00	3856-M4E1	17,54	100
M 5x0.80	0.50 - 3.00	6.90	7.00	10.00	1.00	13.00	8.00	8.50	3856-M5	10,58	100
M 5x0.80	3.00 - 5.50	6.90	7.00	10.00	0.80	16.00	11.00	8.50	3856-M5E1	17,54	100
M 6x1.00	0.50 - 4.00	8.90	9.00	12.00	1.50	16.50	8.50	15.00	3856-M6	11,96	100
M 6x1.00	3.00 - 5.50	8.90	9.00	13.00	1.50	18.50	10.50	15.00	3856-M6E1	29,62	100
M 8x1.25	1.00 - 4.00	10.90	11.00	15.90	1.50	18.20	10.50	20.00	3856-M8	16,97	100
M 8x1.25	4.00 - 6.00	10.90	11.00	15.00	1.50	20.50	12.50	26.00	3856-M8E1	31,79	100
M 10x1.50	1.00 - 3.50	11.90	12.00	17.00	1.60	19.00	12.00	50.00	3856-M10	27,13	50
M 10x1.50	0.50 - 3.50	12.90	13.00	17.00	1.80	21.00	12.00	50.00	3856-M10E1	27,75	50
M 12x1.75	2.00 - 5.00	15.90	16.00	23.00	2.20	27.50	16.50	80.00	3856-M12	59,84	50

* The prices of the list are related to packs of 100 units

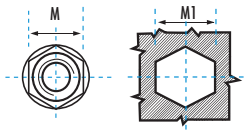

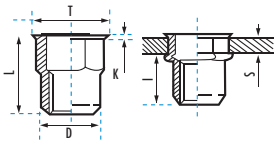

REDUCED COUNTERSINK HEAD

	S mm	D mm +0,07/-0,1	Ø +0,1/-0	T mm +/-0,3	K mm +/-0,15	L mm +/-0,3	l mm	Nm		€/100 Unit	
M 3x0.50	0.30 - 1.50	4.90	5.00	6.00	0.50	9.00	5.50	1.00	3857-M3	14,63	100
M 3x0.50	1.50 - 2.50	4.90	5.00	6.00	0.50	10.00	5.50	1.00	3857-M3E1	16,80	100
M 4x0.70	0.50 - 2.00	5.90	6.00	7.00	0.50	12.00	8.30	3.00	3857-M4	8,46	100
M 5x0.80	0.50 - 2.50	6.90	7.00	8.00	0.50	13.00	8.70	6.00	3857-M5	9,49	100
M 6x1.00	1.00 - 3.50	8.90	9.00	10.00	0.60	16.00	10.50	11.00	3857-M6	10,70	100
M 8x1.25	1.00 - 3.50	10.90	11.00	12.00	0.65	17.50	11.30	20.00	3857-M8	14,50	100
M 10x1.50	1.00 - 4.00	11.90	12.00	13.25	0.70	18.30	12.80	32.00	3857-M10	23,26	50
M 10x1.50	1.00 - 4.00	12.90	13.00	14.50	0.75	21.00	12.80	32.00	3857-M10E1	23,58	50
M 12x1.75	1.50 - 4.00	15.90	16.00	17.50	0.80	24.00	16.00	50.00	3857-M12	59,28	50

* The prices of the list are related to packs of 100 units

REDUCED COUNTERSINK HEAD - SPECIAL HOLE

	S mm	D mm +0,07/-0,1	Ø +0,1/-0	T mm +/-0,3	K mm +/-0,15	L mm +/-0,3	l mm	Nm		€/100 Unit	
M 4x0.70	0.50 - 2.00	6.30	6.40	7.40	0.50	10.50	6.50	3.00	3858-M4	9,67	100
M 5x0.80	0.50 - 2.50	7.10	7.20	8.20	0.50	12.00	7.50	6.00	3858-M5	11,49	100
M 6x1.00	1.00 - 3.00	9.50	9.60	10.60	0.60	15.00	9.20	11.00	3858-M6	12,38	100
M 8x1.25	1.00 - 3.50	10.50	10.60	11.60	0.60	16.50	10.50	20.00	3858-M8	17,10	100

* The prices of the list are related to packs of 100 units

HEXAGONAL THREADED INSERTS

M
MF
M/MF
HCS

FLAT HEAD

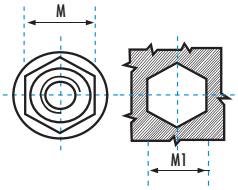

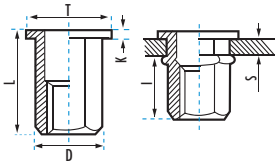

	S mm	M mm	M1 mm	T mm	K mm	L mm	I mm	Nm		€/100 Unit	
M 4x0.70	0.50 - 2.00	5.90	6.00	9.00	0.80	11.00	6.50	5.00	**3859-M4**	**9,67**	100
M 4x0.70	2.00 - 5.00	5.90	6.00	9.00	0.80	13.50	6.50	5.00	**3859-M4E1**	**15,71**	100
M 5x0.80	0.50 - 3.00	6.90	7.00	10.00	1.00	14.00	8.00	8.50	**3859-M5**	**10,58**	100
M 5x0.80	3.00 - 6.00	6.90	7.00	10.00	1.00	16.50	8.00	8.50	**3859-M5E1**	**16,62**	100
M 6x1.00	0.50 - 3.00	8.90	9.00	13.00	1.20	16.00	9.50	15.00	**3859-M6**	**11,96**	100
M 6x1.00	3.00 - 5.00	8.90	9.00	13.00	1.50	19.50	8.50	15.00	**3859-M6E1**	**17,54**	100
M 8x1.25	1.00 - 3.50	10.90	11.00	16.00	1.50	17.00	9.50	26.00	**3859-M8**	**16,97**	100
M 8x1.25	3.50 - 6.00	10.90	11.00	15.00	1.50	21.50	10.50	26.00	**3859-M8E1**	**22,97**	100
M 10x1.50	1.00 - 3.50	11.90	12.00	18.00	1.70	21.00	13.50	50.00	**3859-M10**	**27,13**	50
M 10x1.50	1.00 - 3.50	12.90	13.00	18.00	1.70	21.00	13.50	50.00	**3859-M10E1**	**27,75**	50
M 10x1.50	3.50 - 6.50	12.90	13.00	17.00	1.50	24.00	14.50	50.00	**3859-M10E2**	**42,67**	50
M 12x1.75	1.00 - 3.50	14.90	15.00	19.00	2.00	24.30	16.00	80.00	**3859-M12**	**69,51**	50
M 12x1.75	2.00 - 5.00	15.90	16.00	23.00	2.00	27.00	16.50	80.00	**3859-M12E1**	**59,84**	50

* The prices of the list are related to packs of 100 units

REDUCED COUNTERSINK HEAD

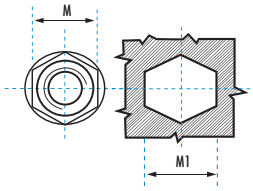

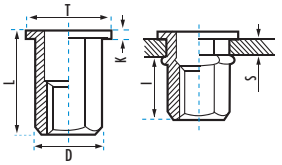

	S mm	M mm	M1 mm	T mm	K mm	L mm	I mm	Nm		€/100 Unit	
M 3x0.50	0.50 - 1.50	4.90	5.00	6.00	0.45	8.50	5.00	1.00	**3860-M3**	**14,63**	100
M 4x0.70	0.50 - 2.50	5.90	6.00	7.00	0.50	11.00	6.70	3.00	**3860-M4**	**8,46**	100
M 4x0.70	2.50 - 5.00	5.90	6.00	7.00	0.50	13.50	6.70	3.00	**3860-M4E1**	**12,70**	100
M 5x0.80	0.50 - 3.00	6.90	7.00	8.00	0.50	14.50	9.00	6.00	**3860-M5**	**9,49**	100
M 5x0.80	3.00 - 5.00	6.90	7.00	8.00	0.50	16.00	9.00	6.00	**3860-M5E1**	**13,59**	100
M 6x1.00	1.00 - 3.50	8.90	9.00	10.00	0.60	16.00	10.00	11.00	**3860-M6**	**10,70**	100
M 6x1.00	3.50 - 6.00	8.90	9.00	10.00	0.60	18.00	10.00	11.00	**3860-M6E1**	**14,50**	100
M 8x1.25	1.00 - 4.00	10.90	11.00	12.00	0.65	18.00	11.50	20.00	**3860-M8**	**14,50**	100
M 8x1.25	4.00 - 6.00	10.90	11.00	12.00	0.65	20.00	11.50	20.00	**3860-M8E1**	**21,27**	100
M 10x1.50	0.50 - 3.50	11.90	12.00	14.50	1.00	19.00	12.50	32.00	**3860-M10**	**23,26**	50
M 10x1.50	1.00 - 3.50	12.90	13.00	14.50	0.75	19.00	12.50	32.00	**3860-M10E1**	**23,58**	50
M 10x1.50	3.50 - 6.00	12.90	13.00	14.50	0.75	23.50	14.50	32.00	**3860-M10E2**	**37,47**	50
M 12x1.75	1.00 - 4.00	14.90	15.00	17.50	1.10	22.50	-	50.00	**3860-M12**	**75,55**	50
M 12x1.75	1.00 - 5.00	15.90	16.00	17.80	1.10	25.00	-	50.00	**3860-M12E1**	**74,94**	50
M 12x1.75	5.00 - 7.50	15.90	16.00	17.80	1.10	28.00	-	50.00	**3860-M12E2**	**74,94**	50

* The prices of the list are related to packs of 100 units

rivetsert by celesa

CYLINDRICAL THREADED INSERTS

M MF | M/MF | INOX

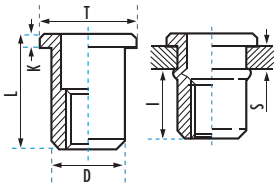

FLAT HEAD

	S mm	D mm +0,07/-0,1	Ø +0,1/-0	T mm +/-0,3	K mm +/-0,15	L mm +/-0,3	I mm	Nm		€/Unit	
M 3x0.50	0.30 - 1.80	4.90	5.00	8.00	0.75	9.00	5.50	2.00	3950-M3	-	25
M 4x0.70	0.50 - 2.00	5.90	6.00	8.50	0.80	10.50	6.00	5.00	3950-M4	0,29	25
M 5x0.80	0.50 - 2.50	6.90	7.00	10.00	1.00	13.00	7.50	8.50	3950-M5	0,32	25
M 6x1.00	0.50 - 3.00	8.90	9.00	12.30	1.30	15.50	9.20	15.00	3950-M6	0,54	25
M 8x1.25	1.00 - 3.50	10.90	11.00	15.00	1.50	18.50	11.50	26.00	3950-M8	0,80	25
M 10x1.50	0.80 - 3.50	11.90	12.00	16.00	1.70	19.00	10.50	50.00	3950-M10	-	1
M 10x1.50	1.00 - 4.00	12.90	13.00	17.00	1.60	21.00	12.50	50.00	3950-M10E1	1,25	1
M 12x1.75	1.00 - 4.00	14.90	15.00	18.00	1.70	22.00	13.50	80.00	3950-M12	-	1
M 12x1.75	1.00 - 4.00	15.90	16.00	23.00	2.00	26.00	16.50	80.00	3950-M12E1	-	1

- Check price and availability

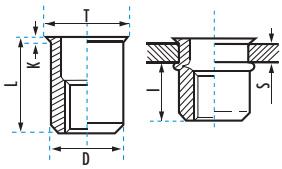

REDUCED COUNTERSINK HEAD

	S mm	D mm +0,07/-0,1	Ø +0,1/-0	T mm +/-0,3	K mm +/-0,15	L mm +/-0,3	I mm	Nm		€/Unit	
M 3x0.50	0.30 - 1.50	4.90	5.00	5.60	0.35	8.50	5.50	1.00	3951-M3	-	25
M 4x0.70	0.50 - 2.00	5.90	6.00	7.00	0.50	10.50	6.50	3.00	3951-M4	0,26	25
M 5x0.80	0.50 - 2.00	6.90	7.00	8.00	0.50	11.50	7.00	6.00	3951-M5	0,30	25
M 6x1.00	0.50 - 2.50	8.90	9.00	10.00	0.60	14.00	8.50	11.00	3951-M6	0,50	25
M 8x1.25	0.50 - 3.00	10.90	11.00	12.00	0.50	16.50	10.50	20.00	3951-M8	0,73	25
M 10x1.50	0.80 - 3.00	11.90	12.00	13.50	0.80	18.00	10.20	32.00	3951-M10	-	1
M 10x1.50	1.00- 3.50	12.90	13.00	14.10	0.60	19.50	11.50	32.00	3951-M10E1	1,22	1
M 12x1.75	0.5 - 3.5	14.90	15.00	16.50	0.85	22.50	16.00	49.00	3951-M12	-	1

- Check price and availability

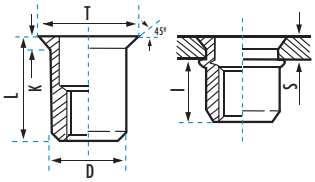

COUNTERSINK HEAD

	S mm	D mm +0,07/-0,1	Ø +0,1/-0	T mm +/-0,3	K mm +/-0,15	L mm +/-0,3	I mm	Nm		€/Unit	
M 3x0.50	1.70 - 3.00	4.90	5.00	8.00	1.50	11.50	5.50	1.00	3952-M3	-	25
M 4x0.70	1.50 - 3.00	5.90	6.00	9.00	1.50	12.00	7.50	4.00	3952-M4	0,35	25
M 5x0.80	1.50 - 3.50	6.90	7.00	10.00	1.50	13.00	7.80	8.00	3952-M5	0,39	25
M 6x1.00	1.50 - 4.00	8.90	9.00	12.00	1.50	15.50	9.00	15.00	3952-M6	0,56	25
M 8x1.25	2.00 - 4.50	10.90	11.00	14.00	1.50	18.50	12.00	26.00	3952-M8	0,84	25
M 10x1.50	1.00 - 4.00	11.90	12.00	15.00	1.50	18.00	10.50	45.00	3952-M10	-	1
M 10x1.50	2.00 - 5.00	12.90	13.00	16.00	1.50	21.00	13.00	45.00	3952-M10E1	1,25	1

- Check price and availability

INOX

Pink

KNURLED CYLINDRICAL THREADED INSERTS

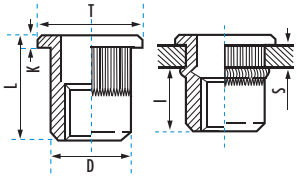

FLAT HEAD

	S mm	D mm +0,07/-0,1	Ø +0,1/-0	T mm +/-0,3	K mm +/-0,15	L mm +/-0,3	I mm	Nm		€/Unit	
M 3x0.50	0.50 - 1.50	4.90	5.00	7.00	0.80	10.00	5.00	2.00	3953-M3	-	25
M 3x0.50	1.50 - 3.00	4.90	5.00	8.00	0.75	10.00	5.50	2.00	3953-M3E1	-	25
M 4x0.70	0.50 - 2.00	5.90	6.00	9.00	0.80	10.50	6.50	5.00	3953-M4	0,29	25
M 4x0.70	2.50 - 4.00	5.90	6.00	9.00	0.75	12.50	6.50	5.00	3953-M4E1	-	25
M 5x0.80	0.50 - 2.50	6.90	7.00	10.00	1.00	13.00	8.00	8.50	3953-M5	0,32	25
M 5x0.80	2.00 - 4.00	6.90	7.00	10.00	1.00	16.00	8.00	8.50	3953-M5E1	-	25
M 6x1.00	0.50 - 3.00	8.90	9.00	12.30	1.30	15.50	9.20	15.00	3953-M6	0,54	25
M 6x1.00	3.50 - 6.00	8.90	9.00	13.00	1.50	19.00	9.00	15.00	3953-M6E1	0,74	25
M 8x1.25	1.00 - 3.50	10.90	11.00	14.50	1.50	18.50	11.50	26.00	3953-M8	0,80	25
M 8x1.25	3.00 - 6.00	10.90	11.00	14.50	1.50	21.00	11.50	26.00	3953-M8E1	1,02	25
M 10x1.50	0.80 - 3.50	11.90	12.00	16.00	1.70	19.00	10.50	50.00	3953-M10	1,48	1
M 10x1.50	3.50 - 6.00	11.90	12.00	16.00	1.70	22.00	10.50	50.00	3953-M10E1	-	1
M 10x1.50	1.00 - 4.00	12.90	13.00	17.00	1.60	21.00	13.50	50.00	3953-M10E2	1,25	1
M 10x1.50	3.00 - 6.00	12.90	13.00	19.00	2.00	26.00	14.50	50.00	3953-M10E3	1,77	1
M 12x1.75	1.00 - 4.00	14.90	15.00	18.00	1.70	22.00	13.50	80.00	3953-M12	-	1
M 12x1.75	4.00 - 6.50	14.90	15.00	18.00	1.70	25.00	14.00	80.00	3953-M12E1	-	1
M 12x1.75	1.00 - 4.00	15.90	16.00	23.00	2.00	25.00	16.50	80.00	3953-M12E2	2,11	1
M 12x1.75	3.50 - 7.00	15.90	16.00	23.00	1.60	29.00	16.50	80.00	3953-M12E3	-	

3951

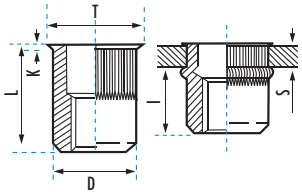

REDUCED COUNTERSINK HEAD

	S mm	D mm +0,07/-0,1	Ø +0,1/-0	T mm +/-0,3	K mm +/-0,15	L mm +/-0,3	I mm	Nm		€/Unit	
M 3x0.50	0.50 - 2.00	4.90	5.00	6.00	0.40	9.00	5.50	1.00	3954-M3	-	25
M 3x0.50	1.50 - 2.50	4.90	5.00	5.80	0.50	10.00	5.50	1.00	3954-M3E1	-	25
M 4x0.70	0.50 - 2.00	5.90	6.00	7.00	0.50	10.50	6.50	3.00	3954-M4	0,26	25
M 4x0.70	2.50 - 4.00	5.90	6.00	7.00	0.50	12.50	6.50	3.00	3954-M4E1	0,51	25
M 5x0.80	0.50 - 2.00	6.90	7.00	8.00	0.50	11.50	7.20	6.00	3954-M5	0,30	25
M 5x0.80	2.50 - 4.50	6.90	7.00	8.00	0.50	13.00	6.80	6.00	3954-M5E1	0,62	25
M 6x1.00	0.50 - 3.00	8.90	9.00	10.00	0.60	14.00	9.00	11.00	3954-M6	0,50	25
M 6x1.00	3.00 - 6.00	8.90	9.00	10.00	0.50	17.50	8.60	11.00	3954-M6E1	0,77	25
M 8x1.25	1.00 - 3.50	10.90	11.00	12.00	0.50	16.50	10.50	20.00	3954-M8	0,73	25
M 8x1.25	3.50 - 6.00	10.90	11.00	12.00	0.65	19.50	10.00	20.00	3954-M8E1	1,08	25
M 10x1.50	0.80 - 3.00	11.90	12.00	13.50	0.80	18.00	11.20	32.00	3954-M10	1,48	1
M 10x1.50	2.00 - 4.50	11.90	12.00	13.50	0.80	19.50	11.20	32.00	3954-M10E1	-	1
M 10x1.50	1.00 - 3.50	12.90	13.00	14.00	0.70	17.70	10.70	32.00	3954-M10E2	1,48	1
M 10x1.50	3.00 - 6.00	12.90	13.00	14.00	0.50	23.00	13.30	32.00	3954-M10E3	-	1
M 12x1.75	0.50 - 3.50	14.90	15.00	16.50	0.85	22.50	16.00	50.00	3954-M12	-	1
M 12x1.75	1.00 - 4.00	15.90	16.00	17.60	0.75	24.20	14.00	50.00	3954-M12E1	2,11	1
M 12x1.75	4.00 - 6.00	15.90	16.00	17.50	0.60	27.00	16.00	50.00	3954-M12E2	-	1

3952

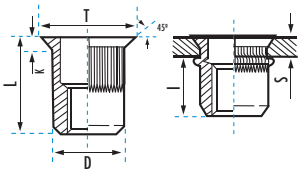

COUNTERSINK HEAD

	S mm	D mm +0,07/-0,1	Ø +0,1/-0	T mm +/-0,3	K mm +/-0,15	L mm +/-0,3	I mm	Nm		€/Unit	
M 3x0.50	1.70 - 3.00	4.90	5.00	8.00	1.50	11.50	11.50	1.00	3955-M3	0,35	25
M 3x0.50	3.00 - 4.00	4.90	5.00	8.00	1.50	12.50	11.50	1.00	3955-M3E1	-	25
M 4x0.70	1.50 - 3.00	5.90	6.00	9.00	1.50	12.00	7.50	4.00	3955-M4	0,37	25
M 4x0.70	3.50 - 5.00	5.90	6.00	9.00	1.50	13.00	7.50	4.00	3955-M4E1	0,49	25
M 5x0.80	1.50 - 3.50	6.90	7.00	10.00	1.50	13.00	7.00	8.00	3955-M5	0,39	25
M 5x0.80	4.00 - 6.00	6.90	7.00	10.00	1.50	15.00	7.00	8.00	3955-M5E1	0,61	25
M 6x1.00	1.50 - 4.00	8.90	9.00	12.00	1.50	15.50	9.00	15.00	3955-M6	0,56	25
M 6x1.00	4.50 - 6.50	8.90	9.00	12.00	1.50	19.00	9.00	15.00	3955-M6E1	0,95	25
M 8x1.25	2.00 - 4.50	10.90	11.00	14.00	1.50	18.50	12.00	26.00	3955-M8	0,84	25
M 8x1.25	3.50 - 6.50	10.90	11.00	13.70	1.50	21.00	12.00	26.00	3955-M8E1	1,15	25
M 10x1.50	1.50 - 4.00	11.90	12.00	15.00	1.50	18.00	10.50	45.00	3955-M10	-	1
M 10x1.50	3.00 - 6.00	11.90	12.00	15.00	1.50	20.00	10.50	45.00	3955-M10E1	-	1
M 10x1.50	2.00 - 5.00	12.90	13.00	16.00	1.50	21.00	13.00	45.00	3955-M10E2	1,25	1
M 10x1.50	3.50 - 6.50	12.90	13.00	15.70	1.60	25.00	14.50	45.00	3955-M10E3	2,02	1
M 12x1.75	1.60 - 5.00	14.90	15.00	18.00	1.50	22.50	14.50	50.00	3955-M12	-	1
M 12x1.75	1.50 - 4.50	15.90	16.00	19.00	1.70	24.00	14.00	50.00	3955-M12E1	2,11	1
M 12x1.75	4.00 - 7.50	15.90	16.00	19.00	1.90	29.00	17.50	50.00	3955-M12E2	-	1

- Check price and availability

2026 PRICE LIST

GROSS PRICE 2025 + 7%

Effective from 4 May 2026

ROTA THREAD® by celesa



THREAD RESTORING CBN ROTARY BURRS

- **Start tooling in good thread area (GREEN) and work into damaged area (RED). Moving along the thread profile over damaged area (RED) staying in thread path with light tool pressure. Let the tool do the Work.**
- **Keep tool clean & use cutting oil in order to improve performance and tool life.**
- **Repeat steps on needed areas.**



THREAD RESTORING CBN ROTARY BURRS



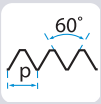

- This Tool restores both internal and external threads precisely.
- **Limitation:** Minimal pitch 0.80mm or 28tpi.
  In case of internal threads, minimal size to be restored is M12 or 1/2".

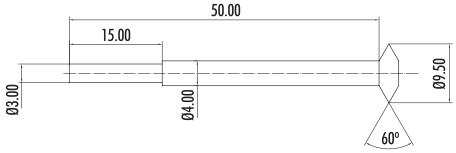



Ref. LRR1
55,86 €

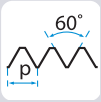

- This Tool restores both internal and external threads precisely. Specially designed for large pitches
- **Limitation:** Minimal pitch 2mm or 12tpi. In case of internal threads, minimal size to be restored is M22 or 7/8.

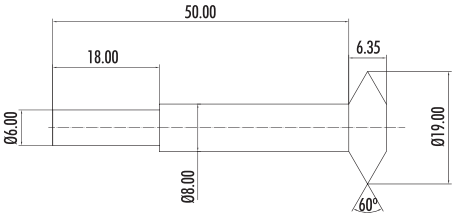

Ref. LRR2
70,76 €

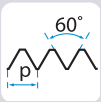

- This Tool restores both internal and external threads precisely. Specially designed for large pitches.LONG REACH TOOL.
- **Limitation:** Minimal pitch 2mm or 12tpi. In case of internal threads, minimal size to be restored is M22 or 7/8.

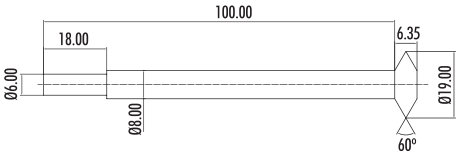



Ref. LRR3
80,07 €

ROTA THREAD® by celesa



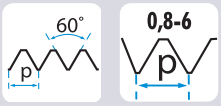

- This Tool restores both internal and external threads precisely. The 38mm diameter offers clearance when working on the threads that are damaged closer to the head of the fasteners.
- **Limitation:** Minimal pitch 0.80mm or 28tpi

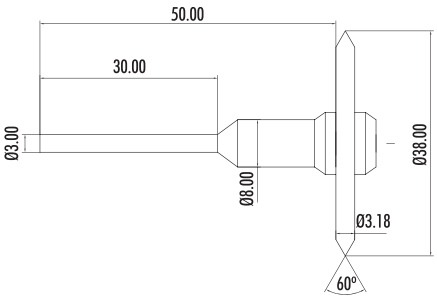



Ref. LRR4
85,65 €

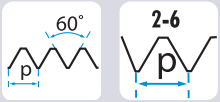

- This Tool restores both internal and external threads precisely. The 50mm diameter offers clearance when working on the threads that are damaged closer to the head of the fasteners.
- **Limitation:** Minimal pitch 2mm or 12tpi

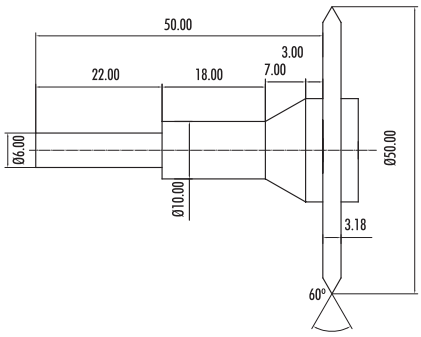

Ref. LRR5
102,41 €

EXTERNAL COUNTERSINKS FOR RESTORING STARTING THREADS

External Countersink

These external countersinks quickly repair starting damaged thread of screws and threaded rods. Those starting threads are usually hit or cut off with a die grinder so burr generated in those threads do not let the nut start. These countersinks shear off those threads and chamfer the thread 60º in order to make a smooth start of the nut.

- This tool does not over heat or spark.
- This tool must be used in low cutting speed. (Max 500RPM).
- Cut magic metalworking fluid makes operation easier.
- Use hand power Tools, especially battery mode ones.

HSS 60°

MIN.-MAX.	⬡	L_1 mm		AVEXT €
M8-M18	1/4"	75	AVEXT	28,11

MIN.-MAX.	⬡		AVMDEXT €
5-25 mm	1/4"	AVMDEXT	32,36

INOX

SOLID CARBIDE

HSS 60°

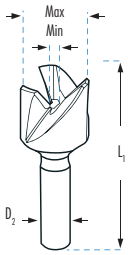

MIN.-MAX.	D_1 mm	D_2 mm	L_1 mm		AV €
M3-M8	3,0	8,0	55	AVX1-60	44,38
M6-M14	6,0	10,0	60	AVX2-60	88,11
M10-M27	10,0	13,0	75	AVX3-60	132,04

THREAD RESTORING FILES

Easy to use

Do not buy, just repare.

Pitch identification: If you are not sure of the thread size, match up the bolt thread to one of the file sides. Some of the thread sizes may appear similar, so double-check with the file firmly engaged with the section of good threads placed in front of a bright light to highlight that the file is correct for the thread.

Reparation: Once you are sure you have the correct side, gently stoke the threads just like doing a finish filing job on a piece of metal. Not too hard and not too soft. Don't worry about cutting too deep or flattening the cylindrical bolt shape, the file limits the cut depth. Start with the good section of thread just next to the buggered part and start filing around the bolt toward the known bad section. After one file pass, spritz some CUT MAGIC fluid and try the nut for smooth spin-on. If it binds don't force it, make another pass instead.

For external threads
Metric pitches:
0,75 - 1,00 - 1,25 - 1,50 - 1,75 - 2,00 - 2,50 - 3,00

Ref. LR1
40,09 €

For external and internal threads
Metric pitches:
0,80 - 1,00 - 1,25 - 1,50 - 1,75 - 2,00 - 2,50 - 3,00

Ref. LR2
60,20 €

2026 PRICE LIST

GROSS PRICE 2025 +7%

Effective from 4 May 2026

silbertool® by celesa

EXTERNALTHREAD REPAIR ROLLING TOOL

Silbertool repairing tool is the perfect solution for extremely damaged threads where removal of material (like happens with threading dies or other external repairing tools) becomes the thread irreversibly weak and render it useless right away. A wide range of rollers offers versatility because just replacing rollers plenty of different sizes could be repaired. Installing one pitch, many threads in that pitch are workable. For Example M6X1, M8X1, M10X1, M12X1, M14X1,etc... versatile, easy... very useful.

NON-INVASIVE RESTORING

Advantages

- External threads are repaired without removal of material so the thread does not become weaker.
- Only one Silbertool® Thread - Repair Tools is needed to repair any pitch. Each roller repair one pitch.
- It has been proven that a thread repaired with Silbertool® withstands the same static and dynamic loads as a new undamaged thread. Moreover, they showed a higher fatigue endurance limit.
- During repairing process the surface of the thread becomes perfectly clean; without any burr.
- Use Cut Magic metalworking fluid in order to reduce repairing effort.







EXTERNAL THREAD REPAIR ROLLING TOOL

M
MF

Ref. R16

M / MF			R16 € / Unit
M5 - M16	0,50 - 2,00	R16	394,18

Rollers not included.

Ref. R160175

Ref. R160125

SET OF ROLLERS

M / MF			€ / Unit		€ / Unit
M5 - M16	0.50	R160050	84,25	R16I0050	112,42
M5 - M16	0.75	R160075	84,25	R16I0075	112,42
M5 - M16	0.80	R160080	84,25	R16I0080	112,42
M5 - M16	1.00	R160100	84,25	R16I0100	112,42
M5 - M16	1.25	R160125	84,25	R16I0125	112,42
M5 - M16	1.50	R160150	84,25	R16I0150	112,42
M5 - M16	1.75	R160175	84,25	R16I0175	112,42
M5 - M16	2.00	R160200	84,25	R16I0200	112,42

EXTERNAL THREAD REPAIR ROLLING TOOL

M
MF

Ref. R360250

SET OF ROLLERS

M / MF			€ / Unit		€ / Unit
M10 - M36	0.50	R360050	128,37	R36I0050	154,10
M10 - M36	0.75	R360075	128,37	R36I0075	154,10
M10 - M36	1.00	R360100	128,37	R36I0100	154,10
M10 - M36	1.25	R360125	128,37	R36I0125	154,10
M10 - M36	1.50	R360150	128,37	R36I0150	154,10
M10 - M36	1.75	R360175	128,37	R36I0175	154,10
M10 - M36	2.00	R360200	128,37	R36I0200	154,10
M10 - M36	2.50	R360250	128,37	R36I0250	154,10
M10 - M36	3.00	R360300	128,37	R36I0300	154,10
M10 - M36	3.50	R360350	128,37	R36I0350	154,10
M10 - M36	4.00	R360400	128,37	R36I0400	154,10


Ref. R36

			R36
M / MF			€ / Unit
M10 - M36	0.50 - 4.00	R36	900,12

Rollers not included.

Ref. R600050

SET OF ROLLERS

M / MF			€ / Unit		€ / Unit
M10 - M60 - M110	0.50	R600050	231,27	R60I0050	257,00
M10 - M60 - M110	0.80	R600080	231,27	R60I0080	257,00
M10 - M60 - M110	1.00	R600100	231,27	R60I0100	257,00
M10 - M60 - M110	1.25	R600125	231,27	R60I0125	257,00
M10 - M60 - M110	1.50	R600150	231,27	R60I0150	257,00
M10 - M60 - M110	1.75	R600175	231,27	R60I0175	257,00
M10 - M60 - M110	2.00	R600200	231,27	R60I0200	257,00
M10 - M60 - M110	2.50	R600250	231,27	R60I0250	257,00
M10 - M60 - M110	3.00	R600300	231,27	R60I0300	257,00

Ref. R60

			R60/110
M / MF			€ / Unit
M10 - M60	0.50 - 3.00	R60	1.157,37
M50 - M110	0.50 - 3.00	R110	1.800,50

Rollers not included.

POWERLOCK

Pink



500222

Anaerobic adhesives and sealants. Threadlocking

This product has been specially designed for Industrial threadlocking, retaining and sealing of threaded connections in order to get higher mechanical resistance.

Advantages

- The characteristic feature of POWERLOCK is the curing in contact with metal while deprived of air.
- It provides a shock- and vibration resistant joint with an excellent resistance to chemicals and solvents.
- Due to its liquid consistency POWERLOCK completely fills the gaps, thus giving protection against leakage and fretting corrosion.
- POWERLOCK is simple, easy to use and very economical. Handling strength is reached within a few minutes and final strength within a few hours at room temperature.
- POWERLOCK is suitable for all metals and certain plastics.

500222

Main applications

- For locking, fastening and sealing of screw connections from M5 to M36.
- For reliable retaining of bearings, bushings, bolts and other press or slip fitted connections.
- For sealing and locking hydraulic and pneumatic pipe connections.

Active and passive materials

Active Materials (Fast curing)	Passive Materials (Slower curing)
• Bronze	• High-alloyed steel
• Iron	• Aluminium, nickel, zinc, gold
• Cooper	• Oxid layers
• Brass	
• Steel	

	Colour	Application range	Viscosity at +25ºC	Max. gap filling	Breakaway strength	Prevailing strength	Shear Strength (N/mm^2)	Handling strength at room temperature	Final strength at room temperature	Operation temperature	€
500222 *		M1-M36	1.000 mPa-s	0,20 mm	4-8 Nm	2-4 Nm	3-5 N/mm^2 (435-725 psi)	10-20 min.	3-6 h.	-60 - +150ºC (-76 - +302ºF)	**42,99**
500243 * *		M1-M36	2.000 - 7.000 mPa-s	0,25 mm	17-22 Nm	8-12 Nm	9-13 N/mm^2 (1.305-1.885 psi)	10-20 min.	1-3 h.	-60 - +150ºC (-76 - +302ºF)	**42,99**
500270 * * *		M1-M20	500 mPa-s	0,15 mm	28-35 Nm	50-65 Nm	15-20 N/mm^2 (2.175-2.900 psi)	10-20 min.	3-6 h.	-60 - +150ºC (-76 - +302ºF)	**42,99**

* Low Strength (easy disassembling) * * Medium Strength (disassembling with regular tools) * * * High strength (disassembling only with heat)

TZW

Cleaning of bonding surfaces before using adhesives and sealants

Surface Cleaner is used for cleaning and degreasing of surfaces to be joined or sealed with POWELOCK adhesives and sealants. It cleans and evaporates leaving no residue.

500001
16,01 €

Pink

Hydraulic and pneumatic threaded pipe systems sealant

POWERLOCK pipe and thread sealing types have especially been formulated to prevent the escape of gaseous and liquid substances and they seal up to burst point and resist almost all substances used in industry

Advantages

- The use of POWERLOCK prevents clogging and contamination of fittings as well as the blockage of hydraulic and pneumatic valves as may occur with conventional sealing methods (e.g. hemp or Teflon tape).
- Connections sealed with POWERLOCK are protected against seizing and fretting corrosion. The available different strength grades allow dismantling even after years. POWERLOCK Pipe
- POWERLOCK Pipe and thread sealing is the best solution to create fully sealed threaded connections which totally avoid any leakage.

500542

Recommendations for User

Application

POWERLOCK is ready for use and should be applied evenly direct from the bottle/tube with the dispensing tip (avoid direct contact of dispensing tip with metal). On press fitted parts and larger cylindrical assemblies a thin and uniform layer should be applied on both surfaces. In the case of threaded blind holes fill sufficient quantity in the bore hole. On screws and bolts, apply POWERLOCK around the thread.

Do not pour back into the bottle any POWERLOCK fluid which had contact with metal; even smallest metal particles will cause the content of the bottle to cure.

	Colour	Application range	Viscosity at +25ºC	Max. gap filling	Breakaway strength	Prevailing strength	Shear Strength (N/mm^2)	Handling strength at room temperature	Final strength at room temperature	Operation temperature	€
500542 DIN DVGW		G 1/8"-3/4"	500 mPa-s	0,15 mm	12-15 Nm	18-22 Nm	8-12 N/mm^2 (1.160-1.740 psi)	10-20 min.	2-4 h.	-60 - +150ºC (-76 - +302ºF)	**42,99**
500572 ** DIN DVGW		G 1/8"-3"	17.000-50.000 mPa-s	0,40 mm	7-10 Nm	2-4 Nm	4-6 N/mm^2 (580-870 psi)	20-40 min.	5-10 h.	-60 - +150ºC (-76 - +302ºF)	**25,84**

** PTFE

* Material safety data sheet available.

powercoil® by celesa

FREE	Free running insert
LOCK	Screw Locking Insert
M/MF	Metric course and metric fine
UNC	Unified National Course
UNF	Unified National Fine
BSW	British Standard Whitworth
BSF	British Standard Fine
BSP	British Standard Pipe
NPT	National Pipe Taper
8-UN	8-UN Constant Pitch
BA	British Association
BSB	British Standard Brass

...X	Group Code
1.0D	Installed Insert Length = Ø x 1.0
1.5D	Installed Insert Length = Ø x 1.5
2.0D	Installed Insert Length = Ø x 2.0
2.5D	Installed Insert Length = Ø x 2.5
3.0D	Installed Insert Length = Ø x 3.0
3.5D	Installed Insert Length = Ø x 3.5
X.XD	Installed Insert length Codification = Ø x"D"
AISI 304	304 Stainless steel insert
	Spark plug Installed insert Length
	Standard Compliance By Special Order
	Insert Standard Compliance
HSS	High Speed Steel Drill
	STI Go No - Go Gauges

HSS	High Speed Steel STI Tap	
HSS (60°, 4-5)	HSS STI Tap	M/MF, UNC, UNF, 8 UN, NPT
HSS (55°, 4-5)	HSS STI Tap	BSW, BSF, BSP, BSB
HSS (47.5°, 4-5)	HSS STI Tap	BA
HSS-V3 (60°)	Spark Plug - HSS Pilot Nose STI Tap	
HSS-V3 (60°)	HSS - V3 (3%V) Spiral Flute STI Tap	
HSS-V3 (60°)	HSS - V3 (3%V) Spiral Point (Gun Nose) STI Tap	
TOL 5H-6H	STI Tap 5H/6H Tolerance	
TOL (2B-3B)	STI Tap 2B-3B Tolerance	
	Strip Feed Inserts	
	Low Volume	
	Low - Medium Volume	
	High Volume	
	Hand Installation Tool	

Insert Diameter | Pich (mm & TPI) | Installed Length | Units of packing | No of inserts | Drill Diameter | Tap | Instal Toll Part No | Tang Break Part No

BLUE-MASTER® by celesa

TECHNICAL INFORMATION

SYMBOL INDEX

GENERAL ICONS

DIN -	DIN Norm	TOL -	Tolerance	Plus	High Performance Tool	★ ★	Standard Quality
★ ★ ★	Professional Quality	★ ★ ★ ★	Extra Professiona Quality	★ ★ ★ ★	Supreme Quality	Premium Quality	Premium Quality

MATERIALS

HSS	High Speed Steel M2 Quality	HSS-G	High Speed Steel M2 Quality Special heat treatment	HSS V3	M3:2 Quality 3% Vanadium	HSS PM	Powder Steel High performance
HSS M3	High Speed Steel M3:1 Quality	HSSCo 5%	5% Cobalt High Speed Steel. M35 Quality	HSSCo 8%	8% Cobalt High Speed Steel. M42 Quality	HCS	Carbon Steel
SOLID CARBIDE	Solid Carbide	CARBIDE TIPPED	Carbide Insert	MG CARBIDE	Carbide Micro Grit		
ASP	Powder Steel High performance	ASP 23	Powder Steel High performance C:1,28 Cr:4,1 Mo:5,0 W:6,4 V:3,1	ASP 60	Powder Steel High performance C:2,30 Cr:4,2 Mo:7,0 Co:10,5 V:6,5 V:3,1	CV	Carbon Steel with Vanadium
X210 Cr12	Teatrise Carbon Steel X210 Cr12	BI	Bimetal	BI/CV	Mix: Bimetal/Carbon Vanadium steel	PCV	Polycrystalline
	CArbide tipped point	TUNGSTEN	Electroplated Tungsten powder		Irwing drill with carbide Insert		Diamond
T15	Super Powder Steel C:1,60 Cr:4,0 V:4,9 W:12,0 Co:5,0	K-10	K10 Carbide Quality	P-20	P10 Carbide Quality	Cu-Be	Copper Beryllium

TOOL COATINGS

OX	Steamed (Black Oxide)	BRIGHT	Bright finish	GOLD	Gold finish	TiAlN	Titan-Aluminium-Nitride coating for drilling and milling
TiN	Titanium Nitride coating	BLUE	Titanium Carbonitride coating	HARD LUBE	High performance friction-reducing coating for tapping	TINALOX	Supernitride high performance coating for hardened steel tapping 120 kg/mm²
CrN	Chrome Nitride coating	TiCN	Special Blue coating fro hardened steel milling	DiATiN	Diamond and Titanium coating for enhanced performance	TiAlSiN	High performance coating for stainless steel and nickel alloys machining
HARDTOP	High hardness coating and resistance to wear and abrasion						

POINTS AND HELIX OF DRILLS

-	Conventional Point Angle118º	-	Split Point	-	Carbide insert	135º	X Turbo self-centering sharp
	Conventional Sharpening		Split Point		S Sharpening		Carbide Insert for Concrete
	Split Point with Internal Cooling		Triple-Facet sharpening for Stainless Steel		Special All-Road Cut		Chip-Breaker for Stainless Steel Cutting
	Special Point Angle for Hardened Steels 70HRc		Slim Point		Slim Point with Internal Cooling		4 Edges Sharpening
	Square sharpening						

SYMBOL INDEX

HELIX ANGLES

- Helix Angles for Twist Drills
- Helix angle for Reamersa¡
- Straight Flute Reamer
- Helix angle for Reamers
- Helix angle for 3 Flutes End Mills
- Helix angle Multi-Flutes End Mills
- Helix angle for 2 Flutes Cutting Centre End Mills
- Helix angle for 2 Flutes Ball Nose End Mills
- Helix angle for 2 Flutes End Mills
- 35° 38° — Variable helix improve performance by reducing vibrations
- Helix angle for taps
- S TYPE — Helix angle for drill, for wood and metal

A

Chip flow
Right hand cut, right hand spiral

B

Chip flow
Right hand cut, left hand spiral

C

Chip flow
Right hand cut, double cut left-right hand spiral

SHANK TYPES

- SDS Plus — SDS PLUS shank
- SDS Max — SDS-MAX shank
- SDS Quick — For UNEO type drilling
- STRAIGHT — Straight shank
- WELDON — WELDON Flat Shank
- WELDON — DIN1835B WELDON Shank
- TAPER — Taper Shank
- Ø ≥ 3 — Anti-slip triple flat shank
- Reduced shank for chuck use
- 1/4" — Hexagonal shank (1/4" = 6,35 mm)
- Hexagonal shank
- GAMMON — GAMMON shank
- Reduced shank for chuck use

TOOL APPLICATIONS

- INOX — Stainless steel: AISI 304, AISI 316, AISI 316L
- INOX Plus — High performance tool for stainless steel: AISI 304, AISI316, AISI316L
- Al — Aluminium & its alloys
- BRASS — Brass
- CAST IRON — Nodular, maleable and grey cast iron
- Metal in general: Iron, Construction steel
- Kg/mm² — Metal up to - Kg/mm2
- HRc — Tempered steel up to..
- PRODUCTION — Tool for the production of big series
- HIGH PERFORMANCE — Tool for intensive production and big series
- Cu — Copper & its alloys
- FORMING — Forming tap
- INC — INCONEL: Refractory alloy with high nickel content
- Ni — Nickel alloy in general
- Ex — Suitable for machining in explosive atmospheres
- Ti — Titane & its alloys
- Wood in general
- Drill fro Squared Holes in the wood
- Hard Wood
- Plywood
- Nailed wood: palets...
- Chipboard
- Agglomerated (Pressed))
- Sandwich construction
- Laminated particle board
- Plexiglas
- Steel pipes
- Cast iron pipes
- Laminated sheet
- Special saws for tree pruning
- Sheet
- PVC — PVC Plastic in general
- Saw blade for curve cutting in wood
- Saw blade for curve cutting in metal
- Fiberglass
- Crystal & glass

SYMBOL INDEX

TOOL APPLICATIONS

Profiles for windows in Alumium & PVC	Marble, Granite	Excellent wear resistance and very high mechanical resistance Stainless steel (INOX DUPLEX)	Uralit
Non ferreous steel: Copper, Nickel, Brass (Cu-Ni-La)	Tile	Food	Plastic pipe o flexible rubber insulating materials
Carton, rubber, leather	Leather	Metal profile	Polystyrene
Brick		High production & performance (LARGE SERIES)	Tool for a CNC use (CNC Machines)
Pallets	Cell Concrete	Plaster board	High hardness and wear and abrasion resistance Steel (HARDOX)
Natural wood and other materials	Grooving use exclusively	Plaster	Carbon fiber and composite materials
Hydraulic Hoses Cutting	Hard ceramics	Stoneware	Stone
Reinforced concrete	Tile	White marble	Black marble
Concrete celular	Concrete	Asphalt, pavement.	Calcareous stones
Paving stone, floor tile.	Vault and concrete blocks	Soils	PVC Tubes
Wood strip, profile, skirting, handrail	Explosive atmospheres	Aircraft industry	Scratching and preparation of surfaces
Prepare of a surface for later paint.	Prepare and polish of a surface for later wallpaper or paint	Tile removal	Carpet and adhesive removal

CUTTING ANGLES

CENTER DRILLS

A 60° DIN333A Norm	B 60° 120° DIN333B Norm	R 60° DIN333R Norm

COUNTERSINKS

60° 60º Countersink	75° 75º Countersink	90° 90º Countersink	120° 120º Countersink
60° 60º Multicutting Countersink	90° 90º Multicutting Countersink	120° 120º Multicutting Countersink	90° 90º External chamfering countersink
60° 60º external chamfering countersink	60° 60º deburring countersink	90° 90º deburring,countersink	

CUTTING ANGLES: END MILLS

45° 45º isosceles angular milling cutter	60° 60º isosceles angular milling cutter	90° 90º isosceles angular milling cutter	- Single angle Mill

CUTTING ANGLES: BAND SAW BLADES

0º 0º Teeth angle	Reinforced teeth	10º 10º Teeth angle	12º 12º Ground tooth angle

SYMBOL INDEX

CUTTING ANGLES

END MILLS ROUGHING AND GRIT TYPES OF BAND SAWS

- NR — Fine roughing NF Type
- NM — Medium roughing NM Type
- NF — Coarse roughing NR Type
- Grit FINE — Tungsten carbide electro-deposited Fine
- Grit MEDIUM — Tungsten carbide electro-deposited Medium
- Grit COARSE — Tungsten carbide electro-deposited Coarse

CUTTING No.

GENERAL

- -Z — Teeths Nº
- MULTI CUT — Multi cut
- 2 Flutes end mills with center cutting
- 3 Flutes end mills with center cutting

END MILLS

- 4 Flutes end mills with center cutting
- Multi-fluted end mills with center cutting
- 4 Flutes end mills without center cutting
- Solid carbide heat 3 edges

REAMERS

- 3 Fluted Drill Reamer without cutting centre
- Multi-Fluted Drill Reamer without cutting centre

ICONS DEFINITION BY FAMILY

TWIST DRILLS FOR METAL

- Left hand drills

DRILL CHUCK

- LOCK — Auto-lock
- LIGHT — Light weight

TAPS

- Taps with pilot for a good alignment of the first tap
- Forming machine taps with oil grooves
- Forming machine taps without oil grooves
- Al — Hand taps for aluminium & its alloys
- Taps alternating teeth for through holes in the aluminium
- Two flutes machine tap for blind holes in aluminium
- Left-hand cutting

LATHE TOOLS

- Square lathe tool
- Cylindrical lathe tool
- Rectangular lathe tool
- Trapezoid lathe tool
- Irregular trapezoidal lathe tool

THREAD GAUGES

- P — Thread Profile
- C1:16 — Threading conicity NPT (1/16)
- Cert. — Certificate

JIG SAW BLADES

- Ground tooth profile
- Carbide tipped tooth
- REVERSE CUT — Reverse cut: Good finishing in the backside
- Teeth type

SCREWDRIVER BITS

- Phillips
- Pozidriv
- Slot
- Torx
- Torx round
- Robertson
- Torx Tamper
- Hexagonal
- Tri Wing
- Xzn

SAW BLADES & DRILLS FOR CONSTRUCTION

- Water cooling
- Dry work
- Percussion mode
- Rotation mode without percussion

CHART OF REVOLUTIONS PER MINUTE (R.P.M.) ACCORDING TO THE DIAMETER OF THE DRILL AND THE CUTTING SPEED

CUTTING SPEED	DRILL Ø AND REVOLUTIONS PER MINUTE																
Cs (m/min)	2	2,5	3	4	5	6,5	8	10	13	16	20	25	30	40	50	63	80
3	477	382	318	238	190	147	119	95	73	60	48	38	32	24	19	15	12
5	796	636	530	398	318	245	198	159	122	99	80	64	53	40	32	25	20
8	1.273	1.018	848	636	509	392	318	254	195	159	127	102	85	64	50	40	32
10	1.592	1.273	1.061	795	636	490	398	318	245	199	159	127	106	80	64	50	40
12	1.910	1.528	1.273	955	764	588	477	382	294	238	190	152	127	95	76	60	48
15	2.387	1.910	1.592	1.194	955	735	596	477	367	298	138	190	159	119	95	75	60
20	3.183	2.546	2.122	1.592	1.273	979	795	636	490	398	318	255	212	159	127	101	80
25	3.979	3.183	2.652	1.989	1.592	1.224	995	795	612	497	398	318	165	198	159	126	99
30	4.775	3.820	3.183	2.387	1.910	1.469	1.194	995	735	596	477	382	318	238	190	151	119
35	5.570	4.456	3.714	2.785	2.228	1.714	1.393	1.114	857	696	557	445	371	278	222	176	139
40	6.366	5.092	4.245	3.183	2.456	1.958	1.592	1.273	979	795	636	509	424	318	255	202	159
45	7.162	5.730	4.775	3.581	2.865	2.204	1.790	1.432	1.102	895	716	572	477	358	286	227	179
50	7.958	6.366	5.305	3.978	3.183	2.448	1.990	1.592	1.224	995	795	636	530	398	318	252	198
55	8.754	7.002	5.836	4.376	3.501	2.693	2.188	1.750	1.346	1.094	875	700	584	438	350	277	218
60	9.550	7.639	6.366	4.775	3.820	2.938	2.388	1.910	1.469	1.194	955	764	636	477	382	303	238
70	11.142	8.912	7.428	5.570	4.456	3.428	2.785	2.228	1.714	1.392	1.114	891	742	557	445	354	278
75	11.937	9.549	7.958	5.968	4.775	3.672	2.981	2.387	1.836	1.492	1.194	955	795	594	477	378	298
80	12.732	10.185	8.488	6.366	5.092	3.918	3.183	2.546	1.958	1.592	1.273	1.018	848	636	509	404	318
90	14.324	11.459	9.550	7.162	5.730	4.407	1.581	2.865	2.204	1.790	1.432	1.145	955	716	572	455	358
100	15.915	12.732	10.611	7.958	6.366	4.897	3.978	3.183	2.448	1.989	1.592	1.273	1.061	795	636	505	398

FEED CHART

Ø mm	A	B	C	D	E	F
2,0	0,020	0,025	0,032	0,040	0,050	0,063
2,5	0,025	0,032	0,040	0,050	0,063	0,080
3,0	0,030	0,040	0,050	0,060	0,080	0,100
4,0	0,040	0,050	0,063	0,080	0,100	0,125
5,0	0,040	0,050	0,063	0,080	0,100	0,125
6,5	0,050	0,063	0,080	0,100	0,125	0,160
8,0	0,063	0,080	0,100	0,125	0,160	0,200
10,0	0,080	0,100	0,125	0,160	0,200	0,250
13,0	0,090	0,110	0,130	0,180	0,220	0,270
16,0	0,100	0,125	0,160	0,200	0,250	0,315
20,0	0,125	0,160	0,200	0,250	0,315	0,400
25,0	0,160	0,200	0,250	0,315	0,100	0,500
30,0	0,160	0,200	0,250	0,315	0,100	0,500
40,0	0,200	0,250	0,315	0,400	0,500	0,630
50,0	0,250	0,315	0,400	0,500	0,630	0,800
63,0	0,315	0,400	0,500	0,630	0,800	1,000
80,0	0,400	0,500	0,630	0,800	1,000	1,250

NOTICE: These values are guidance, valid under the following conditions of use

- Constant drilling advance
- Use of drills of dimensions according to DIN 338 or DIN 345
- HSS or HSSCo qualities
- Maximum drilling length equal to three times the drill diameter
- Good stability and rigidity in the power tool and in the clamping of the piece.
- Without pilot pins.
- Good refrigeration (coolant, flow, pressure)
- Vertical drilling and incoming and outgoing of the drill perpendicular to the surface

In the case the above-mentioned conditions are not fulfilled the cutting speed and / or the feed values must be modified, reducing or increasing them.

CUTTING SPEED CONDITIONS FOR COUNTERSINKS

MATERIAL	Steel <700 N/mm²	Steel >700 N/mm²	Steel 1000 N/mm²	Cast Iron <250 N/mm²	Cast Iron >250 N/mm²	Stainless Steel <1000 N/mm²	Soft Brass	Hard Brass	Aluminium < 11 %	Soft Plastic	Hard Plastic
COOLANTS	X	X	X	X	X	X	X	X	X	Water	Air
Cs (m/min)	15	10	6	12	8	6	20	15	25	20	15
Diam. mm	U/min R.P.M.	U/min R.P.M.	U/min R.P.M.	U/min R.P.M.	U/min R.P.M.	U/min R.P.M.	U/min R.P.M.	U/min R.P.M.	U/min R.P.M.	U/min R.P.M.	U/min R.P.M.
4,3	1100	740	440	890	590	444	1480	1110	1850	1480	1110
5,0	950	640	380	760	510	382	1270	950	1590	1270	950
5,3	900	600	360	720	480	360	1200	900	1500	1200	900
5,8	820	550	330	660	440	329	1100	820	1370	1100	820
6,0	800	530	320	640	420	318	1060	800	1330	1060	800
6,3	760	510	300	610	400	303	1010	760	1260	1010	760
7,0	680	450	270	550	360	273	910	680	1140	910	680
7,3	650	440	260	520	350	262	870	650	1090	870	650
8,0	600	400	240	480	320	239	800	600	990	800	600
8,3	580	380	230	460	310	230	770	580	960	770	580
9,4	510	340	200	410	270	203	680	510	850	680	510
10,0	480	320	190	380	250	191	640	480	800	640	480
10,4	460	310	180	370	240	184	610	460	770	610	460
11,5	420	280	170	330	220	166	550	420	690	550	420
12,4	390	260	150	310	210	154	510	390	640	510	390
13,4	360	240	140	290	190	143	480	360	590	480	360
14,4	340	220	130	270	170	133	450	320	550	450	320
15,0	320	210	130	250	170	127	420	320	530	420	320
16,5	290	190	120	230	150	116	390	290	480	390	290
19,0	250	170	100	200	130	101	340	250	420	340	250
20,5	230	160	90	190	120	93	310	230	360	310	230
23,0	210	140	80	170	110	83	280	210	350	280	210
25,0	190	130	80	150	100	76	250	190	320	250	190
26,0	180	120	70	150	100	73	240	180	310	240	180
28,0	170	110	70	140	90	68	230	170	280	230	170
30,0	160	110	60	130	80	64	210	160	270	210	160
31,0	150	100	60	120	80	62	210	150	260	210	150
32,0	150	100	60	120	80	60	210	150	260	210	150
34,0	140	90	60	110	70	56	190	140	230	190	140
37,0	130	90	50	100	70	52	170	130	220	170	130
40,0	120	80	50	100	60	48	160	150	200	160	120
50,0	100	60	40	80	50	38	130	100	160	130	100
63,0	80	50	30	60	40	30	100	80	130	100	80
80,0	60	40	20	50	30	24	80	60	100	80	60

CONVERSION FORMULA

$$R.P.M = \frac{Cs \times 1.000}{Ø \times TT}$$

$$Cs = \frac{R.P.M \times Ø \times TT}{1.000}$$

R.P.M. = REVOLUTION PER MINUTE
Cs. = CUTTING SPEED IN METER/MIN
Ø = DRILL DIAMETER
÷ = 3,1416

EXAMPLE:

-Material : ALUMINIUM
-ALU < 11%
-Drill Ø: 10 mm
-Cs: 25 m / min (Chart)

$$R.P.M : \frac{Cs \times 1.000}{Ø \times \pi} : \frac{25 \times 1.000}{10 \times \pi} = 800$$

CUTTING CONDITIONS FOR HSS / HSS-CO / ASP END MILLS

Coated end mills

	Hardness (N/mm²)	Ø Mill (mm)	Cutting speed (m./min.)	Feed Teeth Fz (mm)
BUILDING STEELS	< 400	4 - 8 8 - 12 12 - 20 20 - 32 32 - 50	--38 - 42 65 - 75	0.01 - 0.03 0.03 - 0.05 0.05 - 0.07 0.07 - 0.10 0.10 - 0.12
ALLOYED STEEL	< 700	--4 - 8 8 - 12 12 - 20 20 - 32 32 - 50	32-36 55-65	0.01 - 0.04 0.04 - 0.05 0.05 - 0.07 0.07 - 0.10 0.10 - 0.12
ALLOYED STEEL	< 950	4 - 8 8 - 12 12 - 20 20 - 32 32 - 50	30 - 34 50 - 60	0.02 - 0.04 0.04 - 0.05 0.05 - 0.07 0.07 - 0.09 0.09 - 0.11
ALLOYED STEEL	< 1400	4 - 8 8 - 12 12 - 20 20 - 32 32 - 50	16 - 20 30 - 40	0.01 - 0.03 0.03 - 0.04 0.04 - 0.06 0.06 - 0.07 0.07 - 0.09
STAINLESS STEELS	< 700	4 - 8 8 - 12 12 - 20 20 - 32 32 - 50	14 - 18 22 - 26	0.01 - 0.03 0.03 - 0.05 0.05 - 0.07 0.07 - 0.10 0.10 - 0.13
CAST IRON	100 - 800	4 - 8 8 - 12 12 - 20 20 - 32 32 - 50	20 - 24 38 - 42	0.02 - 0.04 0.04 - 0.06 0.06 - 0.08 0.08 - 0.11 0.11 - 0.13
ALUMINIUM ALLOY (SI<10%)	140 - 610	4 - 8 8 - 12 12 - 20 20 - 32 32 - 50	100 - 150 150 - 200	0.03 - 0.06 0.06 - 0.07 0.07 - 0.10 0.10 - 0.14 0.14 - 0.17
ALUMINIUM ALLOY (SI>10%)	160 - 420	4 - 8 8 - 12 12 - 20 20 - 32 32 - 50	60 - 100 80 - 120	0.03 - 0.06 0.06 - 0.08 0.08 - 0.11 0.11 - 0.15 0.15 - 0.19
LONG CHIP BRASS-BRONZE	< 500	4 - 8 8 - 12 12 - 20 20 - 32 32 - 50	50 - 70 80 - 120	0.01 - 0.03 0.03 - 0.05 0.05 - 0.08 0.08 - 0.09 0.09 - 0.11
TITANIUM ALLOY	< 1100	4 - 8 8 - 12 12 - 20 20 - 32 32 - 50	12 - 16 22 - 26	0.01 - 0.03 0.03 - 0.05 0.05 - 0.07 0.07 - 0.09 0.09 - 0.10
REFRACTORY ALLOYS CO, NI	< 1100	4 - 8 8 - 12 12 - 20 20 - 32 32 - 50	6 - 14 12 - 24	0.01 - 0.03 0.03 - 0.05 0.05 - 0.07 0.07 - 0.09 0.09 - 0.10

CONVERSION FORMULA

$$R.P.M = \frac{Cs \times 1.000}{TT \times Ø}$$

FEED SPEED = R.P.M. x Z x Fz (mm/min.)

R.P.M. = REVOLUTIONS PER MINUTE
Cs. = CUTTING SPEED (m./min.)
Ø = END MILL DIAMETER
TT = 3,1416
Z = TEETH Nº
Fz = FEED x TEETH

CUTTING CONDITIONS FOR CARBIDE END MILLS

Coated end mills

	Hardness (N/mm²)	Ø Mill (mm)	Cutting speed (m./min.)	Feed Teeth Fz (mm)
BUILDING STEELS	< 400	2 - 4 4 - 8 8 - 12 12 - 16 16 - 25	80 - 120 96 - 144	0.01 - 0.02 0.02 - 0.05 0.05 - 0.06 0.06 - 0.08 0.08 - 0.10
ALLOYED STEEL	< 700	2 - 4 4 - 8 8 - 12 12 - 16 16 - 25	60 - 100 72 - 120	0.01 - 0.02 0.02 - 0.04 0.04 - 0.05 0.05 - 0.06 0.0 6- 0.08
ALLOYED STEEL	< 950	2 - 4 4 - 8 8 - 12 12 - 16 16 - 25	60 - 80 72 - 96	0.01 - 0.02 0.02 - 0.04 0.04 - 0.05 0.05 - 0.06 0.06 - 0.08
ALLOYED STEEL	< 1400	2 - 4 4 - 8 8 - 12 12 - 16 16 - 25	20 - 60 24 - 72	0.005 - 0.015 0.015 - 0.02 0.02 - 0.03 0.03 - 0.05 0.05 - 0.08
STAINLESS STEELS	< 700	2 - 4 4 - 8 8 - 12 12 - 16 16 - 25	40 - 80 48 - 96	0.005 - 0.015 0.015 - 0.02 0.02 - 0.03 0.03 - 0.05 0.05 - 0.08
CAST IRON	100 - 800	2 - 4 4 - 8 8 - 12 12 - 16 16 - 25	50 - 100 60 - 120	0.01 - 0.03 0.03 - 0.05 0.05 - 0.06 0.06 - 0.08 0.08 - 0.12
ALUMINIUM ALLOY (SI<10%)	140 - 610	2 - 4 4 - 8 8 - 12 12 - 16 16 - 25	240 - 400 290 - 480	0.02 - 0.05 0.05 - 0.08 0.08 - 0.12 0.12 - 0.15 0.15 - 0.20
ALUMINIUM ALLOY (SI>10%)	160 - 420	2 - 4 4 - 8 8 - 12 12 - 16 16 - 25	125 - 300 150 - 360	0.02 - 0.05 0.05 - 0.08 0.08 - 0.12 0.12 - 0.15 0.15 - 0.20
LONG CHIP BRASS-BRONZE	< 500	2 - 4 4 - 8 8 - 12 12 - 16 16 - 25	100 - 200 120 - 240	0.15 - 0.03 0.03 - 0.04 0.04 - 0.06 0.06 - 0.08 0.08 - 0.10
TITANIUM ALLOY	< 1100	2 - 4 4 - 8 8 - 12 12 - 16 16 - 25	20 - 40 24 - 48	0.005 - 0.015 0.015 - 0.02 0.02 - 0.03 0.03 - 0.05 0.05 - 0.08
REFRACTORY ALLOYS CO, NI	< 1100	2 - 4 4 - 8 8 - 12 12 - 16 16 - 25	20 - 50 24 - 60	0.005 - 0.015 0.015 - 0.02 0.02 - 0.03 0.03 - 0.05 0.05 - 0.08

CONVERSION FORMULA

$$R.P.M = \frac{Cs \times 1.000}{TT \times Ø}$$

FEED SPEED = R.P.M. x Z x Fz (mm/min.)

R.P.M. = REVOLUTIONS PER MINUTE
Cs. = CUTTING SPEED (m./min.)
Ø = END MILL DIAMETER
TT = 3,1416
Z = TEETH Nº
Fz = FEED x TEETH

BAND SAW BLADES TROUBLESHOOTER AND CLAIM ACCEPTANCE

CRACKS ORIGINATING FROM THE BACK EDGE

Causes:
- Guides are faulty (crushing the back).
- The back edge of the blade is touching the rolling guides.
- Blade to tightly fitted in the machine's arm guide when mounted.

NON-ACCEPTABLE CLAIM

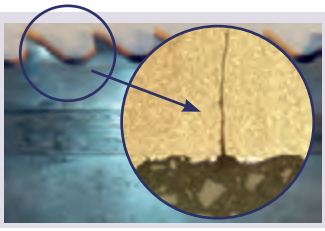

CRACKS ORIGINATING FROM THE TOOTH

Causes:
- Tooth pitch is too short: chips get stuffed.
- Tooth pitch is too large: excessive vibrations.
- Feeding is too high in comparison with cutting speed.

NON-ACCEPTABLE CLAIM



STREACK ON THE BACK

Causes:
- Back rolling guide is faulty.
- The back edge of the blade is touching the rolling guides.

NON-ACCEPTABLE CLAIM

DEEP SCRATCH ON THE SIDES OF THE BLADE

Causes:
- Lateral guides are faulty.
- Tooth pitch is too large: excessive vibrations.
- Cutting speed is not adapted to the material (too high).
- The work piece isn't sufficiently fastened during the cutting operation.

NON-ACCEPTABLE CLAIM



BROCKEN OR CRUSHED TOOTH

Causes:
- Tooth pitch is too short: chips get stuffed.
- Tooth pitch is too large: excessive vibrations.
- Cutting speed is not adapted to the material (too high).
- The work piece isn't sufficiently fastened during the cutting operation.

NON-ACCEPTABLE CLAIM

CLEAR BREACH AT WELDING POINT

Causes:
- Manufacturing default: faulty welding.

ACCEPTABLE CLAIM

BROKEN BLADE, TOOTH IN OPPOSITE DIRECTION

Causes:
- Lateral guides too tights.
- Saw guide arms too far apart from piece.
- Wheels and groups of guides are not aligned.

NON-ACCEPTABLE CLAIM

UNSTRAIGHT CUT

Causes:
- Normal tooth wear.
- Cutting speed and feed are not adapted to the material.
- The tooth pattern is rubbing against the guide side.

NON-ACCEPTABLE CLAIM

IDENTIFICATION OF THE TYPES OF CIRCULAR SAW BLADES

AX 60 S BF T41

TYPE OF ABRASIVE

- **A:** Aluminium Oxide
- **AX:** High Resistance Aluminium Oxide
- **AC:** Aluminium Oxide and Silicium Carbide
- **C:** Silicium Carbide
- **Z:** Zirconium

SHAPE OF THE CIRCULAR SAW BLADE

- **T41** Flat fo futting
- **T42** Centre low-profiled for cutting
- **T27** Centre low-profiled flap for polishing

GRAIN

- **30-36:** Medium
- **40-60:** Fine
- **80-120:** Extra fine

HARDNESS

- **Q:** Soft
- **R:** Medium
- **S:** Hard

TYPE OF CIRCULAR SAW BLADE (BINDER)

- **BF:** Fibre-reinforced resin bond

90° Circular Saw Blades for **Cutting**

15° Circular Saw Blades for **Polishing and Roughing**

Fe S Cl **Iron, Sulphur** and **Chloride** free

A: Aluminium Oxide.

The aluminium oxide is resistant and durable, for cutting and roughing of high-resistance materials as carbon steel, stainless steel and all type of metals.

AX: High-Resistance Aluminium Oxide:

The high-resistance aluminium oxide is a top class abrasive, its grain microstructure allows its breaking when cutting and roughing and generating multiple cutting edges. It is typically used in high production and hardness. Recommended for stainless steel, carbon steel and forged steel.

AC: Aluminium Oxide + Silicon Carbide:

C: Silicon Carbide:

The Silicon Carbide is the hardest and sharpest mineral. It is ideal for cutting, sanding and polishing all kind of materials, non-ferrous metals: aluminium, brass, bronze, rubber, glass, plastics, fibrous wood, enamel...The silicon carbide is superior to any other abrasive concerning its penetration and cutting capacity, faster and with less effort.

Z: Zirconium:

The zirconium self-sharpening quality allows a long working life in high performance works and materials disposal. It is ideal for high performance roughing and polishing in stainless steel, steel carbon and all kind of materials.

HOW TO DIFFERENTIATE THE ABRASIVE CIRCULAR SAW BLADES

The abrasive circular saw blades cut, polish and rough with different force due to the abrasive grains that compound them, and joint together because of the binder. According to this material and the binder they have different variations of hardness, speed, cut depth and wear resistance.

Based on these parameters the components must be selected with the specific characteristics for cut, polish our rough according to the application and the material of the piece. Whether it be due to the type of tool to be used (angle grinder, grooving machine, slitting machine or fixed machine), by the material to cut (metal, stainless steel, steel, stone) or by the operation (cut or rough) the characteristics of the circular saw blade will be different for an optimum performance.

AB05:

Abrasive Circular Saw blade for general use in metal cutting. Diameters of 115mm and 125mm. Flat Centre geometry (T41), composed of Aluminium Oxide. Metallic set of 10 units for a perfect conservation.

AB11:

High performance Abrasive Circular Saw blade for stainless steel, steel and metal cutting. Diameters of 115mm, 125mm and 230mm. Available in two disc geometries; Flat Centre geometry (T41) and Depressed Centre (T42). High hardness, made in high resistance Aluminium Oxide fiber resin. OSA certificate guaranteed.

AB17:

STONE. High performance Abrasive Circular Saw blade for construction materials cutting. . Diameters of 115mm, 125mm and 230mm. Depressed Centre (T42) disc geometry. Medium hardness. Manufactued in Silicon Carbide fiber resin. OSA certificate guaranteed.

AB18:

MULTIFUNCTION. High performance Abrasive Circular Saw blade for all kind of materials. . Diameters of 115mm, 125mm and 230mm. Flat Centre geometry (T41). Soft hardness. Manufactured in Aluminium Oxide + Silicon Carbide fiber resin. OSA certificate guaranteed.

AB15:

High performance Flap Abrasive Circular Saw blade for stainless steel, steel and metal polishing. Diameters of 115mm and 125mm. Depressed Centre geometry with flaps for polishing (T27). Four grain qualities. Manufactured in zirconium joined to flaps of reinforced fiber-glass for a maximum productivity and security. Front working of the disc at a maximum angle of 15º.

AB20:

High performance Flap Abrasive Circular Saw blade for roughing and polishing of stainless steel, steel and metal. Diameters of 115mm and 125mm. Depressed Centre geometry with flaps for polishing (T27). Four grain qualities available. Manufactured in Aliminium Oxide. Light, flexible and noiseless due to its multi-layer body. Front working of the disc at a maximum angle of 15º.

FORMING TAPPING

One of the method to make threads is the forming thread tapping
This method can be used in materials having a minimum ductility of 10%

ADVANTAGES	USING CONDITIONS
- No chip generation during the tapping process - Better surface finish on the flanks - Homogeneous thread perfectly calibrated - Stronger thread able to support higher torque - Higher tool lifetime - Higher speed - Higher productivity	- Accurate prior hole diameter - Plenty of lubrication - RPM's High Enough

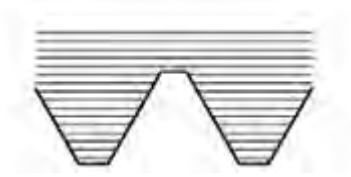

Thread obtained with a metal cutting tap

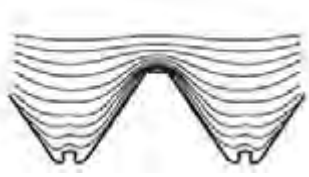

Thread obtained with a forming tap

GEOMETRY OF THE MACHINE TAPS ACCORDING TO THE NORM

RANGE		POINT	SQUARE
M3-M6 M3-M6 M3-M6 M3-M6 M3-M6 M3-M6 M3-M10	DIN 371 DIN 376 DIN 374 DIN 352 DIN 2181 DIN 357 DIN 2174	ENTIRE POINT 	EXTERNAL ENTIRE POINT 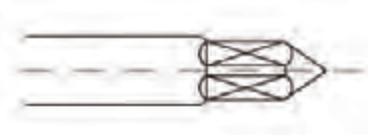
M8; M10 M7; M12	DIN 371 DIN 376	REDUCED POINT 	CHAMFER 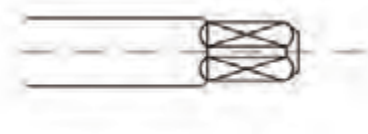
M7; M9 ≥ M14 ≥ M7 ≥ M7 ≥ M7 ≥ M7 ≥ M12	DIN 371 DIN 376 DIN 374 DIN 352 DIN 2181 DIN 357 DIN 2174	INTERNAL CENTRE POINT 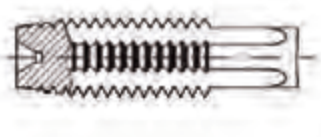	INTERNAL CENTRE POINT 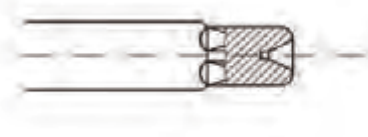

DIE THREADING RECOMMENDED EXTERNAL DIAMETER

M

Ø d_1	p	
M 1	0,25	0,97
M 1,1	0,25	1,07
M 1,2	0,25	1,17
M 1,4	0,3	1,36
M 1,6	0,35	1,54
M (1,7)	0,35	1,64
M 1,8	0,35	1,74
M 2	0,4	1,93
M 2,2	0,45	2,13
M (2,3)	0,4	2,23
M 2,5	0,45	2,43
M (2,6)	0,45	2,53
M 3	0,5	2,92
M 3,5	0,6	3,41
M 4	0,7	3,91
M 4,5	0,75	4,41
M 5	0,8	4,90
M 6	1	5,88
M 7	1	6,88
M 8	1,25	7,87
M 9	1,25	8,87
M 10	1,5	9,85
M 11	1,5	10,85
M 12	1,75	11,83
M 14	2	13,82
M 16	2	15,82
M 18	2,5	17,79
M 20	2,5	19,79
M 22	2,5	21,79
M 24	3	23,77
M 27	3	26,77
M 30	3,5	29,73
M 33	3,5	32,73
M 36	4	35,70
M 39	4	38,70
M 42	4,5	41,69
M 45	4,5	44,69
M 48	5	47,66
M 52	5	51,66
M 56	5,5	55,65
M 60	5,5	59,65
M 64	6	63,62
M 68	6	67,62
M 3	x 0,6	2,91
M 3,5	x 0,75	3,41
M 4	x 0,75	3,91
M 5	x 0,9	4,89

MF

Ø d_1	x p	
M 3	x 0,35	2,94
M 3,5	x 0,35	3,44
M 4	x 0,35	3,94
M 4	x 0,5	3,93
M 5	x 0,5	4,93
M 6	x 0,5	5,93
M 6	x 0,75	5,90
M 7	x 0,75	6,90
M 8	x 0,5	7,93
M 8	x 0,75	7,90
M 8	x 1	7,88
M 9	x 1	8,88
M 10	x 0,5	9,93
M 10	x 0,75	9,90
M 10	x 1	9,88
M 10	x 1,25	9,86
M 11	x 1	10,88
M 12	x 0,75	11,90
M 12	x 1	11,88
M 12	x 1,25	11,86
M 12	x 1,5	11,85
M 13	x 1	12,88
M 13	x 1,5	12,85
M 14	x 1	13,88
M 14	x 1,25	13,86
M 14	x 1,5	13,85
M 15	x 1	14,88
M 15	x 1,5	14,85
M 16	x 1	15,88
M 16	x 1,5	15,85
M 18	x 1	17,88
M 18	x 1,5	17,85
M 18	x 2	17,82
M 20	x 1	19,88
M 20	x 1,5	19,85
M 20	x 2	19,82
M 22	x 1	21,88
M 22	x 1,5	21,85
M 22	x 2	21,82
M 24	x 1	23,88
M 24	x 1,5	23,85
M 24	x 2	23,82

MF

Ø d_1	x p	
M 25	x 1	24,88
M 25	x 1,5	24,85
M 26	x 1	25,88
M 26	x 1,5	25,85
M 27	x 1	26,88
M 27	x 1,5	26,85
M 27	x 2	26,82
M 28	x 1,5	27,85
M 28	x 2	27,82
M 30	x 1	29,88
M 30	x 1,5	29,85
M 30	x 2	29,82
M 32	x 1,5	31,85
M 33	x 1,5	32,85
M 33	x 2	32,82
M 34	x 1,5	33,85
M 35	x 1,5	34,85
M 36	x 1,5	35,85
M 36	x 2	35,82
M 36	x 3	35,76
M 38	x 1,5	37,85
M 39	x 1,5	38,85
M 39	x 2	38,82
M 39	x 3	38,76
M 40	x 1,5	39,85
M 40	x 2	39,82
M 40	x 3	39,76
M 42	x 1,5	41,85
M 42	x 2	41,82
M 42	x 3	41,76
M 45	x 1,5	44,85
M 45	x 2	44,82
M 45	x 3	44,76
M 48	x 1,5	47,85
M 48	x 2	47,82
M 48	x 3	47,76
M 50	x 1,5	49,85
M 50	x 2	49,82
M 50	x 3	49,76
M 52	x 1,5	51,85
M 52	x 2	51,82
M 52	x 3	51,76

W (BSW)

Ø d_1	p	
W 3/32	48	2,26
W 1/8	40	3,12
W 5/32	32	3,82
W 3/16	24	4,69
W 7/32	24	5,39
W 1/4	20	6,16
W 5/16	18	7,76
W 3/8	16	9,30
W 7/16	14	10,89
W 1/2	12	12,43
W 9/16	12	13,92
W 5/8	11	15,62
W 3/4	10	18,76
W 7/8	9	21,89
W 1	8	25,08
W 1 1/8	7	28,21
W 1 1/4	7	31,35
W 1 3/8	6	34,48
W 1 1/2	6	37,67
W 1 3/4	5	43,94
W 2	4,5	50,26

BSF

Ø d_1	p	
BSF 3/16	32	4,67
BSF 1/4	26	6,25
BSF 5/16	22	7,82
BSF 3/8	20	9,39
BSF 7/16	18	10,97
BSF 1/2	16	12,54
BSF 9/16	16	14,12
BSF 5/8	14	15,71
BSF 3/4	12	18,85
BSF 7/8	11	22,02
BSF 1	10	25,17

UNC

Ø d_1	- p	
No. 1	- 64 UNC	1,79
No. 2	- 56 UNC	2,12
No. 3	- 48 UNC	2,44
No. 4	- 40 UNC	2,76
No. 5	- 40 UNC	3,09
No. 6	- 32 UNC	3,41
No. 8	- 32 UNC	4,07
No. 10	- 24 UNC	4,71
No. 12	- 24 UNC	5,37
1/4	- 20 UNC	6,22
5/16	- 18 UNC	7,80
3/8	- 16 UNC	9,37
7/16	- 14 UNC	10,95
1/2	- 13 UNC	12,52
9/16	- 12 UNC	14,10
5/8	- 11 UNC	15,68
3/4	- 10 UNC	18,84
7/8	- 9 UNC	22
1	- 8 UNC	25,16
1 1/8	- 7 UNC	28,31
1 1/4	- 7 UNC	31,49
1 3/8	- 6 UNC	34,63
1 1/2	- 6 UNC	37,81
1 3/4	- 5 UNC	44,12
2	-4,5 UNC	50,45

UNF

Ø d_1	- p	
No. 0	- 80 UNF	1,47
No. 1	- 72 UNF	1,79
No. 2	- 64 UNF	2,12
No. 3	- 56 UNF	2,44
No. 4	- 48 UNF	2,77
No. 5	- 44 UNF	3,10
No. 6	- 40 UNF	3,42
No. 8	- 36 UNF	4,08
No. 10	- 32 UNF	4,73
No. 12	- 28 UNF	5,38
1/4	- 28 UNF	6,24
5/16	- 24 UNF	7,82
3/8	- 24 UNF	9,41
7/16	- 20 UNF	10,98
1/2	- 20 UNF	12,56
9/16	- 18 UNF	14,14
5/8	- 18 UNF	15,73
3/4	- 16 UNF	18,89
7/8	- 14 UNF	22,05
1	- 12 UNF	25,21
1 1/8	- 12 UNF	28,38
1 1/4	- 12 UNF	31,56
1 3/8	- 12 UNF	34,73
1 1/2	- 12 UNF	37,91

G (BSP)

Ø d_1	p	
G 1/16	28	7,61
G 1/8	28	9,62
G 1/4	19	13,03
G 3/8	19	16,53
G 1/2	14	20,81
G 5/8	14	22,77
G 3/4	14	26,30
G 7/8	14	30,06
G 1	11	33,07
G 1 1/8	11	37,71
G 1 1/4	11	41,73
G 1 3/8	11	44,14
G 1 1/2	11	47,62
G 1 3/4	11	53,56
G 2	11	59,43

NPSM

Ø d_1	p	
1/8 NPSM	27	4,99
1/4 NPSM	18	13,24
3/8 NPSM	18	16,70
1/2 NPSM	14	20,77
3/4 NPSM	14	26,13
1 NPSM	11,5	32,68
1 1/4 NPSM	11,5	41,45
1 1/2 NPSM	11,5	47,52
2 NPSM	11,5	59,56

PG

Ø d_1	p	
PG 7	20	12,40
PG 9	18	15,10
PG 11	18	18,50
PG 13,5	18	20,30
PG 16	18	22,40
PG 21	16	28,15
PG 29	16	36,85
PG 36	16	46,85
PG 42	16	53,65
PG 48	16	59,15

THREAD TYPE IDENTIFICATION AND EQUIVALENCIES

		AMERICAN THREADS						ENGLISH THREAD					
ROSCA Ø	Ø mm	UNC (NC)	UNF (NF)	UNEF (NEF)	UN	UNS	NPS NPT API	BSW	BSF	BRASS	BS 6n	WHIT	BSP BSPT
1/16	1,588	--	--	--	--	--	27	60	--	--	--	--	--
3/32	2,381	--	--	--	--	--	--	48	--	--	--	--	--
1/8	3,175	--	--	--	--	--	27	40	--	--	--	--	28
5/32	3,969	--	--	--	--	--	--	32	--	--	--	--	--
3/16	4,763	--	--	--	--	--	--	24	32	--	--	--	--
7/32	5,556	--	--	--	--	--	--	24	28	--	--	--	--
No 0		--	80	--	--	--	--	--	--	--	--	--	--
No 1	1,854	64	72	--	--	--	--	--	--	--	--	--	--
No 2	2,184	56	64	--	--	--	--	--	--	--	--	--	--
No 3	2,515	48	56	--	--	--	--	--	--	--	--	--	--
No 4	2,845	40	48	--	--	--	--	--	--	--	--	--	--
No 5	3,175	40	44	--	--	--	--	--	--	--	--	--	--
No 6	3,505	32	40	--	--	--	--	--	--	--	--	--	--
No 8	4,166	32	36	--	--	--	--	--	--	--	--	--	--
No 10	4,826	24	32	--	--	28-36-40-48-56	--	--	--	--	--	--	--
No 12	5,486	24	28	32	--	36-40-48-56	--	--	--	--	--	--	--
1/4	6,350	20	28	32	--	24-27-36-40-48-56	18	20	26	26	--	32	19
9/32	7,14	--	--	--	--	--	--	20	26	--	--	--	--
5/16	7,938	18	24	32	20-28	27-36-40-48	--	18	22	26	--	32	--
3/8	9,525	16	24	32	20-28	18-27-36-40	18	16	20	26	--	32	19
7/16	11,11	14	20	28	16-32	18-24-27	--	14	18	26	--	--	--
1/2	12,7	13	20	28	16-32	12-14-18-24-27	14	12	16	26	18	20	14
9/16	14,29	12	18	24	16-20-28-32	14-27	--	12	16	26	--	20	--
5/8	15,87	11	18	24	12-16-20-28-32	14-27	--	11	14	26	18	20	14
11/16	17,46	--	--	24	12-16-20-28-32	--	--	11	14	26	--	16-20	--
3/4	19,05	10	16	20	12-28-32	14-18-24-27	14	10	12	26	16	16-20	14
13/16	20,64	--	--	20	12-16-28-32	--	--	10	12	--	--	16-20-26	--
7/8	22,22	9	14	20	12-16-28-32	10-18-24-27	--	9	11	26	--	20	14
15/16	23,81	--	--	20	12-16-28-32	--	--	--	--	--	--	12-20	--
1″	25,40	8	12	20	16-28-32	10-14-18-24-27	11/2	8	10	26	16	12-20	11
1″ 1/16	26,98	--	--	18	8-12-16-20-28	--	--	--	--	--	--	12-20	--
1″ 1/8	28,57	7	12	18	8-16-20-28	10-14-24	--	7	9	26	--	12-20	11
1″ 3/16	30,16	--	--	18	8-12-16-20-28	--	--	--	--	--	--	12-20	--
1″ 1/4	31,75	7	12	18	8-16-20-28	10-14-24	111/2	7	9	26	16	12-20	11
1″ 5/16	33,34	--	--	18	8-12-16-20-28	--	--	--	--	--	--	12-20	--
1″ 3/8	34,92	6	12	18	8-16-20-28	10-14-24	--	6	8	--	--	12-20	11
1″ 7/16	36,51	--	--	18	6-8-12-16-20-28	--	--	--	--	--	--	12-20	--
1″ 1/2	38,10	6	12	18	8-16-20-28	10-14-24	111/2	6	8	26	14	12-20	11
1″ 9/16	39,69	--	--	18	6-8-12-16-20-28	--	--	--	--	--	--	--	--
1″ 5/8	41,27	--	--	18	6-8-12-16-20	--	--	5	8	26	--	12-16-20	11
1″ 11/16	42,86	--	--	18	6-8-12-16-20	--	--	--	--	--	--	--	--
1″ 3/4	44,45	5	--	--	6-8-12-16-20	10-14-18	--	5	7	26	--	12-16-20	11
1″ 13/16	46,04	--	--	--	6-8-12-16-20	--	--	--	--	--	--	--	--
1″ 7/8	47,62	--	--	--	6-8-12-16-20	10-14-18	--	4 1/2	--	26	--	12-16-20	--
1″ 15/16	49,21	--	--	--	6-8-12-16-20	--	--	--	--	--	--	--	--
2″	50,80	4 1/2	--	--	6-8-12-16-20	10-14-18	11 1/2	4 1/2	7	26	14	12-16-20	11

EQUIVALENCES BETWEEN PITCHES IN INCHES AND METRIC

N	mm	N	mm	N	mm	N	mm
80	0,317	28	0,907	13	1,953	4 1/2	5,644
72	0,352	27	0,940	12	2,116	4	6,349
64	0,396	26	0,976	11 1/2	2,208	3 1/2	7,257
60	0,423	24	1,058	11	2,309	3 1/4	7,815
56	0,453	22	1,154	10	2,540	3	8,466
48	0,529	20	1,270	9	2,822	2 7/8	8,834
44	0,577	19	1,336	8	3,174	2 3/4	9,236
40	0,635	18	1,411	7	3,628	2 5/8	9,676
36	0,705	16	1,587	6	4,233	2 1/2	10,160
32	0,793	14	1,814	5	5,080	---	---

GENERAL SALES CONDITIONS

INTRODUCTION

Present commercial terms will apply from the 3rd of February of 2025. That means that previously applied terms will not be in effect any more,unless permanence of any specific agreement is strictly allowed.

PAYMENT TERMS

- According to permission of Account Department.
- Breach of payment terms means cutting off following shipments dispatch.

INSURANCE

In case customer requires any insurance, correspondent premium must be paid by him.

CLAIMS

Customers must check receiving goods once they get them in order to ensure that shipment has been correctly completed. Any claim placed from customers within 8 days will be analyzed, evaluated and explained and CELESA will not accept any returning goods without previous communication.

RETURNING GOODS

CELESA will accept returning goods just in case they are considered defective or in cases that mistaken shipment are on fault by CELESA. Goods must be always returned under freight cost paid by sender, with original invoice or packing list.

CELESA must be immediately informed about any returning good, directly or through our sales network. Quality Department will check goods and shortly, a technical or quality report will be completed. If no mistake would be found, CELESA will deduct 15% from the correspondent credit note in concept of handle cost. If customer would be right, goods will be immediately replaced or a credit note would be immediately submitted.

GUARANTEE

CELESA guarantees that all goods available in the range fulfil all technical requirements regarding Geometrical parameters and Material Treatment without any responsibility in bad using cases. In any case, our responsibility will be limited up to repair or replacement of goods, without any further compensation or punishment. CELESA reserves the right to modify any good without any previous warning in case of Technical Department considers it an improvement in cutting tool life.

CELESA will never proceed with replacement of any tools without favourable report from Quality Department.

CELESA will never admit any punishment from customers for delays in any shipment.

MINIMUM ORDER TOTAL AMOUNT

Minimum order total amount is 60 € Net.

PRICE LIST IN FORCE

CELESA will apply current price list without any responsibility for customers misunderstanding beyond our content of BLUEMASTER catalogue.

CONDITIONAL TERMS

Acceptance of goods shipped by CELESA without immediate rejection from customer, means approval of above mentioned Commercial terms and any modification will be allowed just in case of written authorization from CELESA.

TAXES

Orders are not subject to VAT.

RETENTION OF TITLE

CELESA sales are subject to retention of title according to Art. 1506 of CC, until any invoice pending payment is completed.

COMPETENT JURISDICTION

In case of any misunderstanding in interpretation of these Commercial terms or non-fulfilment from any side may be appealed to the Bilbao Court.

IDENTIFICATION

BACKGROUND COLOUR DISCOUNT DISCOUNTS ARE RELATED TO BACKGROUND COLOURS OF EACH PRICE

GREY DISCOUNT	Best selling twist drills
PINK DISCOUNT	Special applications
GREEN DISCOUNT	Hand taps & dies sets
YELLOW DISCOUNT	Band saw blades

CATALOGUE 2026

2026 PRICE LIST

GROSS PRICE 2025 **+7%**

Effective from 4 May 2026

BLUE-MASTER® by celesa

CELESA S.A.
Polígono Industrial Arriandi
C/Tabernabarri Nº5
48215 IURRETA Vizcaya SPAIN
Tel +34 946232532 · Fax +34 946201763
export@bluemaster.es · www.bluemaster.es

TCG25EN
8 422798 626514